



# Four Continents | 2018

Figure Skating Championships®

# 2018

Taipei Arena

Taipei City

January 22 – 27, 2018

元月22日~27日・臺北小巨蛋



四大洲花式滑冰錦標賽

# PROTOCOL

Official ISU Sponsors





**Protocol**  
of the  
**ISU Four Continents Figure Skating Championships® 2018**  
organized by the  
**Chinese Taipei Skating Union**  
with the authorization of the  
**International Skating Union**  
held in  
**Taipei City / Chinese Taipei**  
January 22 – 27, 2018  
The events of the Championships took place at the  
**“Taipei Arena”**  
an artificial and heated indoor ice surface.

Official ISU Sponsors





**International Skating Union (ISU)**

**Council**

**President:** Jan Dijkema Netherlands

**1st Vice President**

Speed Skating Tron Espeli Norway

**2nd Vice President**

Figure Skating Alexander Lakernik Russia

**Members**

Figure Skating: Junko Hiramatsu Japan  
 Patricia St. Peter U.S.A.  
 Marie Lundmark Finland  
 Benoit Lavoie Canada  
 Maria Teresa Samaranch Spain

Speed Skating: Yang Yang China  
 Jae Youl Kim Korea  
 Stoytcho G. Stoytchev Bulgaria  
 Roland E. Maillard Switzerland  
 Sergio Anesi Italy

ISU Director General Fredi Schmid Switzerland

ISU Figure Skating Sports Director Charles Z. Cyr U.S.A.

Krisztina Regöczy Hungary

ISU Speed Skating Sports Director Hugo Herrnhof Italy

**Technical Committees**

**Single & Pair Skating**

Chairperson: Fabio Bianchetti Italy  
 Members: Susan Lynch Australia  
 Yukiko Okabe Japan  
 Rita Zonnekeyn Belgium  
 Appointed Skater: John Coughlin U.S.A.  
 Appointed Coach: Patrick Meier Switzerland

**Ice Dance**

Chairperson: Halina Gordon-Poltorak Poland  
 Members: Shawn Rettstatt U.S.A.  
 Alla Shekhovtsova Russia  
 Hilary Selby Great Britain  
 Appointed Skater: Nathalie Pechalat France  
 Appointed Coach: Maurizio Margaglio Italy

**Synchronized Skating**

Chairperson: Christopher Buchanan Great Britain  
 Members: Mika Saarelainen Finland  
 Petra Tyrbo Sweden  
 Lois Long U.S.A.  
 Appointed Skater: Roberta Giuliani Italy  
 Appointed Coach: Cathy Dalton Canada

Official ISU Sponsors





## TIME SCHEDULE

| Date                     | Time    | Event                                   |
|--------------------------|---------|---|
| Monday,<br>January 22    | All day | Official Practice                       |
|                          | 11:00   | Team Leaders Meeting                    |
|                          | 12:30   | Medical Meeting                         |
| Tuesday,<br>January 23   | All day | Official Practice                       |
|                          | 08:00   | Referee & Technical Controllers Meeting |
|                          | 20:00   | ISU and Judges Dinner                   |
| Wednesday,<br>January 24 | 09:30   | ICE DANCE – Short Dance                 |
|                          | 12:40   | PAIRS – Short Program                   |
|                          | 16:00   | Opening Ceremony on Ice                 |
|                          | 16:45   | LADIES – Short Program                  |
| Thursday,<br>January 25  | 11:50   | ICE DANCE – Free Dance                  |
|                          |         | Victory Ceremony – Ice Dance            |
|                          | 16:35   | MEN – Short Program                     |
| Friday,<br>January 26    | 12:00   | PAIRS – Free Skating                    |
|                          |         | Victory Ceremony – Pairs                |
|                          | 16:40   | LADIES – Free Skating                   |
|                          |         | Victory Ceremony – Ladies               |
| Saturday,<br>January 27  | 12:30   | MEN – Free Skating                      |
|                          |         | Victory Ceremony – Men                  |
|                          | 18:00   | Gala Exhibition                         |
|                          | 21:00   | Closing Banquet                         |

Official ISU Sponsors



### Appointed ISU Event Officials

|  |  |
|--|--|
| <b>ISU Representative:</b>                       | Ms. Marie LUNDMARK   |
| <b>ISU Medical Advisor:</b>                      | Ms. Jane M. MORAN  |
| <b>ISU Event Coordinator:</b>                    | Mr. Dingding LIU   |
| <b>ISU Regional Event Coordinator Assistant:</b> | Ms. Lisa JELINEK<br>Mr. Hirohiko SASO  |
| <b>MEN</b>                                       |  |
| Referee  | Ms. Susan LYNCH  |
| Technical Controller                             | Ms. Deborah ISLAM  |
| Technical Specialist                             | Mr. Gilberto VIADANA   |
| Assistant Technical Specialist                   | Ms. Monika KUSTAROVA   |
| Data Operator                                    | Ms. Ranko HIRAI  |
| Replay Operator                                  | Mr. Martin PAULMICHL   |
| <b>LADIES</b>                                    |  |
| Referee  | Ms. Laimute KRAUZIENE  |
| Technical Controller                             | Ms. Rita ZONNEKEYN   |
| Technical Specialist                             | Mr. Troy GOLDSTEIN   |
| Assistant Technical Specialist                   | Ms. Sung-Jin BYUN  |
| Data Operator                                    | Mr. Martin PAULMICHL   |
| Replay Operator                                  | Ms. Ranko HIRAI  |
| <b>PAIRS</b>                                     |  |
| Referee  | Ms. Janice HUNTER  |
| Technical Controller                             | Ms. Deborah NOYES  |
| Technical Specialist                             | Mr. Igor BICH  |
| Assistant Technical Specialist                   | Ms. Whitney GAYNOR   |
| Data Operator                                    | Ms. Ranko HIRAI  |
| Replay Operator                                  | Mr. Martin PAULMICHL   |
| <b>ICE DANCE</b>                                 |  |
| Referee  | Ms. Alla SHEKHOVTSOVA  |
| Technical Controller                             | Mr. David MOLINA   |
| Technical Specialist                             | Ms. Ayako HIGASHINO  |
| Assistant Technical Specialist                   | Ms. Tae-Hwa YANG   |
| Data Operator                                    | Mr. Martin PAULMICHL   |
| Replay Operator                                  | Ms. Ranko HIRAI  |
| <b>Officials Assessment Commission</b>           | Ms. Jodi ABBOTT<br>Ms. Nadezhda FIODOROVA<br>Ms. Linda LEAVER<br>Ms. Margaret WORSFOLD |

Official ISU Sponsors



**ISU FOUR CONTINENTS FIGURE SKATING CHAMPIONSHIPS® 2018**  
**January 22 – 27, 2018, Taipei City / Chinese Taipei**



## ISU Four Continents Championships 2018

### Participating ISU Members and Entries

| Member                   |     | Men       | Ladies    | Pairs     | Ice Dance | Total      |
|--------------------------|-----|-----------|-----------|-----------|-----------|------------|
| Australia                | AUS | 3         | 2         | 1         | 2         | 11         |
| Canada                   | CAN | 3         | 3         | 3         | 3         | 18         |
| China                    | CHN | 3         | 2         | 0         | 2         | 9          |
| Chinese Taipei           | TPE | 2         | 1         | 0         | 0         | 3          |
| D.P.R Korea              | PRK | 0         | 0         | 1         | 0         | 2          |
| Hong Kong / China        | HKG | 3         | 1         | 0         | 0         | 4          |
| Japan                    | JPN | 3         | 3         | 2         | 3         | 16         |
| Kazakhstan               | KAZ | 2         | 2         | 0         | 0         | 4          |
| Malaysia                 | MAS | 2         | 0         | 0         | 0         | 2          |
| Mexico                   | MEX | 1         | 0         | 0         | 0         | 1          |
| Republic of Korea        | KOR | 3         | 3         | 1         | 1         | 10         |
| Singapore                | SGP | 0         | 1         | 0         | 0         | 1          |
| Thailand                 | THA | 1         | 2         | 0         | 0         | 3          |
| United States of America | USA | 3         | 3         | 3         | 3         | 18         |
| Uzbekistan               | UZB | 1         | 0         | 0         | 0         | 1          |
|                          |     | <b>30</b> | <b>23</b> | <b>11</b> | <b>14</b> | <b>103</b> |
| <b>Nations</b>           | 15  | 13        | 11        | 6         | 6         |            |

27.01.2018 01:59:05

Official ISU Sponsors





## Organizing Committee

名譽會長 / Honorary Presidents

林德福 Te-Fu LIN

柯文哲 Wen-Je KO

大會會長 / President

王人達 Jan-Tar WANG

名譽副會長 / Honorary Vice President

王水文 Shui-Wen WANG

林哲宏 Che-Hung LIN

蔡培林 Pei-Lin TSAI

劉寧添 Ning-Tian LIU

蔣炳正 Ping-Cheng CHIANG

王水文 Shui-Wen WANG

林哲宏 Che-Hung LIN

蔡培林 Pei-Lin TSAI

劉寧添 Ning-Tian LIU

蔣炳正 Ping-Cheng CHIANG

組織委員會主任委員 / O.C. Chairman

李招譽 Chao-Yu LEE

組織委員會副主任委員 / O.C. Vice Chairman

王才翔 Alvin WANG

殷兆宏 Roger YIN

呂慶將 Kent LU

大會顧問 / O.C. Consultant

許秀玲 Maggie HSU

大會執行長 / O.C. Executive Officer

吳奕德 Eddy WU

大會副執行長 / O.C. Vice Executive Officer

袁守方 Shou-Fan YUAN

## Members

游能專 Tom YU

賴繼輝 Chi-Hui LAI

孫朝 Chao SUN

鍾綺齡 Chi-Ling CHUNG

洪炳墩 Ping-Tun HUNG

洪明堂 Ming-Tang HUNG

殷帝偉 David YIN

魏傳仁 Vince WEI

陸士龍 Shih-Lung LU

劉麗琦 Vicky LIU

楊文宗 Jonathan YANG

陳斐珍 Fei-Jen CHEN

蔡國欽 Sam TSAI

陳明湘 Ming-Hsiang CHEN

許天送 Tien-Sung HSU

蔡芊晴 Shirley TSAI

張瓊文 Joy CHANG

施文倡 Wun-Chang SHIH

陳國文 Kuo-Wen CHEN

林世達 Shih-Ta LIN

賀慈惠 Tzu-Hui HO

蘭嵐 Lan LAN

張玉鳳 Yu Fang CHANG

黃聖富 Vincent HUANG

Official ISU Sponsors

acom Canon CITIZEN

CELLIER  
DES  
DAUPHINS

GUINOT  
INSTITUT - PARIS

ヒト・コミュニケーションズ Japanet KINOSHITA GROUP KOSÉ MARY COHR PARIS



# ISU FOUR CONTINENTS FIGURE SKATING CHAMPIONSHIPS® 2018


## January 22 – 27, 2018, Taipei City / Chinese Taipei



### Operations

|                                       |  |
|---------------------------------------|--|
| Ice Making & Technical Director       | 楊文宗 Jonathan YANG  |
| Rink Technical Advisor                | 林肇藩 Chao-Fan LIN   |
| VIP Reception/International Relations | 游雅莉 Jenny YU, 鄭鈺錡 Vicky CHENG  |
| Finance                               | 王瓊雲 Chuan-Yun WANG   |
| Hotel & Registration                  | 江怡儒 Sigrid CHIANG, 湯寄萍 Chi-Ping TANG   |
| Hotel Payment                         | 陳詩芸 Kate CHEN  |
| Ticketing & Souvenirs                 | 馮崇恩 Wayne FENG, 董偉玲 Angela TUNG  |
| Transportation & Visa                 | 張平明 Betty CHANG  |
| General Affairs & Awarding            | 黃子晏 Louis HUANG  |
| Press Officer                         | 游能專 Tom YU   |
| Press Officer Assistant               | 楊逸如 Eliza YANG   |
| Site Control Leaders                  | 鍾綺齡 Chi-Ling CHUNG, 蔡國欽 Sam TSAI   |
| Rink Manager                          | 丁戈曼 Koman TING   |
| Ice Captain                           | 劉丁元 Ting-Yuan LIU  |
| Assistant Ice Captain                 | 張靖雯 Arianna CHANG, 張育維 Yu-Wei CHANG  |
| Printing                              | 呂令儀 Leslie LU  |
| Announcers                            | 李龍飛 Peter LEE, 王展玲 Melinda WANG, 廖秋惠 Julie LIAO  |
| Accreditation                         | 張郁青 Mary CHANG   |
| Accreditation Assistants              | 張意菡 I-Han CHANG, 陳韋婷 Wei-Ting CHEN   |
| Practice Rink / Ice Patching          | 李思佳 Rita LEE, 陳瑞德 Juei-Te CHEN   |
| Flag Girls Team / Time Keeper         | 葉啟煌 David YEH  |
| Flower Girls Team                     | 許曉茵 Hsiao-Yin HSU  |
| Medical Affairs                       | 吳永隆 Yung-Lung WU / 黃蘭綺 Frances HUANG<br>Association of Emergency Medical Services / 臺北市立大學 |
| Award Ceremonies                      | 文化大學 華岡親善團   |
| Hair & Make Up Team                   | Cado Salon 卡度國際沙龍  |
| Event Logo Master Vision Design       | 賴繼輝 Steve LAI 森普廣告有限公司   |
| Venue Set Up & Sound/Lighting         | 簡世宏 Shih-Hung CHIEN 輝影企業有限公司   |
| Network & Communication System        | 林哲弘 Je-Hung LIN 承昀有限公司   |
| Artwork Design                        | 黃聖富 Vincent HUANG 聖達國際股份有限公司   |
| Venue Equipment                       | 許鴻文 Hung-Wen HSU 尉新科技專業有限公司 (金馬行)  |
| TV Broadcasting                       | ELTA TV 愛爾達科技顧份有限公司  |
| TV Production                         | 林家緯 Chia-Wei LIN 無限映像製作有限公司  |

Official ISU Sponsors





# ISU Four Continents Championships 2018

## ICE DANCE

|                     |             |             |
|---------------------|-------------|-------------|
| <b>Taipei Arena</b> | 24 Jan 2018 | Short Dance |
|                     | 25 Jan 2018 | Free Dance  |

|                        |   |           |
|------------------------|---|-----------|
| Size of Skating Area   | : | 30m*60m   |
| Ice Conditions         | : | very good |
| Number of Entries      | : | 14        |
| Number of Participants | : | 14        |

|                 |   |  |
|-----------------|---|--|
| Entry Withdrawn | : |  |
|-----------------|---|--|

|                                  |                                    |      |             |
|----------------------------------|------------------------------------|------|-------------|
| <b>Short Dance</b>               |                                    |      |             |
| Duration                         | :                                  | 2:50 | + - 10 Sec. |
| Segment Factor                   | :                                  | 1.00 |             |
| <b>Program Component Factors</b> |                                    |      |             |
|                                  | Skating Skills                     |      | 0.80        |
|                                  | Transitions                        |      | 0.80        |
|                                  | Performance                        |      | 0.80        |
|                                  | Composition                        |      | 0.80        |
|                                  | Interpretation of the Music/Timing |      | 0.80        |

|                                   |                                    |      |             |
|-----------------------------------|------------------------------------|------|-------------|
| <b>Free Dance</b>                 |                                    |      |             |
| Duration                          | :                                  | 4:00 | + - 10 Sec. |
| Segment Factor                    | :                                  | 1.00 |             |
| <b>Program Components Factors</b> |                                    |      |             |
|                                   | Skating Skills                     |      | 1.20        |
|                                   | Transitions                        |      | 1.20        |
|                                   | Performance                        |      | 1.20        |
|                                   | Composition                        |      | 1.20        |
|                                   | Interpretation of the Music/Timing |      | 1.20        |

# ISU Four Continents Championships 2018

## PANEL OF JUDGES

### ICE DANCE - SHORT DANCE

#### Officials

|                                       |                     |     |
|---------------------------------------|---------------------|-----|
| <b>Technical Controller</b>           | Mr. David MOLINA    | ISU |
| <b>Technical Specialist</b>           | Ms. Ayako HIGASHINO | ISU |
| <b>Assistant Technical Specialist</b> | Ms. Tae-Hwa YANG    | ISU |

#### Judges

|                   |                               |     |
|-------------------|-------------------------------|-----|
| <b>Referee</b>    | Ms. Alla SHEKHOVTSOVA         | ISU |
| <b>Judge No.1</b> | Ms. Tianyi ZHANG              | ISU |
| <b>Judge No.2</b> | Mr. Sylvain GUIBORD           | ISU |
| <b>Judge No.3</b> | Ms. Kathleen HARMON           | ISU |
| <b>Judge No.4</b> | Mr. Mark STORTON              | ISU |
| <b>Judge No.5</b> | Ms. Raia BISSEROVA-BAKALOVA   | ISU |
| <b>Judge No.6</b> | Mr. Kenji AMAKO               | ISU |
| <b>Judge No.7</b> | Mr. Massimo ORLANDINI         | ISU |
| <b>Judge No.8</b> | Ms. Sandra WILLIAMSON-LEADLEY | ISU |
| <b>Judge No.9</b> | Ms. Chihee RHEE               | ISU |

#### Data/Replay Operator

|                        |                      |     |
|------------------------|----------------------|-----|
| <b>Data Operator</b>   | Mr. Martin PAULMICHL | ISU |
| <b>Replay Operator</b> | Ms. Ranko HIRAI      | ISU |

# ISU Four Continents Championships 2018

## PANEL OF JUDGES

### ICE DANCE - FREE DANCE

#### Officials

|                                       |                     |     |
|---------------------------------------|---------------------|-----|
| <b>Technical Controller</b>           | Mr. David MOLINA    | ISU |
| <b>Technical Specialist</b>           | Ms. Ayako HIGASHINO | ISU |
| <b>Assistant Technical Specialist</b> | Ms. Tae-Hwa YANG    | ISU |


#### Judges

|                   |                               |     |
|-------------------|-------------------------------|-----|
| <b>Referee</b>    | Ms. Alla SHEKHOVTSOVA         | ISU |
| <b>Judge No.1</b> | Ms. Sandra WILLIAMSON-LEADLEY | ISU |
| <b>Judge No.2</b> | Mr. Mark STORTON              | ISU |
| <b>Judge No.3</b> | Ms. Tianyi ZHANG              | ISU |
| <b>Judge No.4</b> | Ms. Kathleen HARMON           | ISU |
| <b>Judge No.5</b> | Mr. Kenji AMAKO               | ISU |
| <b>Judge No.6</b> | Mr. Sylvain GUIBORD           | ISU |
| <b>Judge No.7</b> | Ms. Chihee RHEE               | ISU |
| <b>Judge No.8</b> | Ms. Raia BISSEROVA-BAKALOVA   | ISU |
| <b>Judge No.9</b> | Mr. Massimo ORLANDINI         | ISU |

#### Data/Replay Operator

|                        |                      |     |
|------------------------|----------------------|-----|
| <b>Data Operator</b>   | Mr. Martin PAULMICHL | ISU |
| <b>Replay Operator</b> | Ms. Ranko HIRAI      | ISU |

## Podium Ice Dance



### 1st place

Kaitlin HAWAYEK / Jean-Luc BAKER  
USA

### 2nd place

Carolane SOUCISSE / Shane FIRUS  
CAN

### 3rd place

Kana MURAMOTO / Chris REED  
JPN

Official ISU Sponsors

acom Canon CITIZEN

CELLIER  
DES  
DAUPHINS

GUINOT  
INSTITUT • PARIS

ヒト・コミュニケーションズ

1948068L2187  
Japanet

KINOSHITA GROUP



KOSÉ

MARY COHR  
PARIS

# ISU Four Continents Championships 2018

## RESULTS

### ICE DANCE FINAL RESULT

| Pl. Name                              | Nation | Total Score | SD | FD |
|---------------------------------------|--------|-------------|----|----|
| 1 Kaitlin HAWAYEK / Jean-Luc BAKER    | USA    | 174.29      | 1  | 1  |
| 2 Carolane SOUCISSE / Shane FIRUS     | CAN    | 164.96      | 3  | 2  |
| 3 Kana MURAMOTO / Chris REED          | JPN    | 163.86      | 2  | 3  |
| 4 Lorraine MCNAMARA / Quinn CARPENTER | USA    | 160.12      | 4  | 4  |
| 5 Shiyue WANG / Xinyu LIU             | CHN    | 158.21      | 5  | 5  |
| 6 Rachel PARSONS / Michael PARSONS    | USA    | 155.30      | 6  | 6  |
| 7 Yura MIN / Alexander GAMELIN        | KOR    | 151.38      | 7  | 7  |
| 8 Sarah ARNOLD / Thomas WILLIAMS      | CAN    | 140.10      | 9  | 8  |
| 9 Haley SALES / Nikolas WAMSTEEKER    | CAN    | 139.48      | 8  | 10 |
| 10 Misato KOMATSUBARA / Tim KOLETO    | JPN    | 138.18      | 10 | 9  |
| 11 Rikako FUKASE / Aru TATENO         | JPN    | 124.02      | 12 | 11 |
| 12 Linshu SONG / Zhuoming SUN         | CHN    | 122.53      | 11 | 12 |
| 13 Chantelle KERRY / Andrew DODDS     | AUS    | 115.62      | 13 | 13 |
| 14 Matilda FRIEND / William BADAOU    | AUS    | 92.05       | 14 | 14 |



**Ms. Alla SHEKHOVTSOVA ISU**

Referee

Printed: 25/01/2018 14:15:56



**Mr. David MOLINA ISU**

Technical Controller

# ISU Four Continents Championships 2018

## RESULTS

### ICE DANCE SHORT DANCE

| Pl. | Name                                | Nation | Total Segment Score |
|-----|-------------------------------------|--------|---------------------|
| 1   | Kaitlin HAWAYEK / Jean-Luc BAKER    | USA    | 69.08               |
| 2   | Kana MURAMOTO / Chris REED          | JPN    | 65.27               |
| 3   | Carolane SOUCISSE / Shane FIRUS     | CAN    | 65.11               |
| 4   | Lorraine MCNAMARA / Quinn CARPENTER | USA    | 62.83               |
| 5   | Shiyue WANG / Xinyu LIU             | CHN    | 62.36               |
| 6   | Rachel PARSONS / Michael PARSONS    | USA    | 60.18               |
| 7   | Yura MIN / Alexander GAMELIN        | KOR    | 60.11               |
| 8   | Haley SALES / Nikolas WAMSTEEKER    | CAN    | 57.21               |
| 9   | Sarah ARNOLD / Thomas WILLIAMS      | CAN    | 52.50               |
| 10  | Misato KOMATSUBARA / Tim KOLETO     | JPN    | 52.45               |
| 11  | Linshu SONG / Zhuoming SUN          | CHN    | 50.34               |
| 12  | Rikako FUKASE / Aru TATENO          | JPN    | 47.15               |
| 13  | Chantelle KERRY / Andrew DODDS      | AUS    | 45.42               |
| 14  | Matilda FRIEND / William BADAOU     | AUS    | 33.09               |

Printed: 24/01/2018 11:36:54

# ISU Four Continents Championships 2018

## ICE DANCE SHORT DANCE JUDGES DETAILS PER SKATER

| Rank | Name                             | Nation | Starting Number | Total Segment Score | Total Element Score | Total Program Component Score (factored) | Total Deductions |
|------|----------------------------------|--------|-----------------|---------------------|---------------------|--|------------------|
| 1    | Kaitlin HAWAYEK / Jean-Luc BAKER | USA    | 13              | 69.08               | 36.63               | 32.45                                    | 0.00             |

| #  | Executed Elements                  | Info | Base Value   | GOE    | J1   | J2   | J3   | J4   | J5   | J6   | J7   | J8   | J9   | Ref | Scores of Panel |
|--|------------------------------------|------|--------------|--------|------|------|------|------|------|------|------|------|------|-----|-----------------|
| 1  | NtMiSt3                            |      | 7.10         | 1.89   | 1    | 2    | 2    | 3    | 1    | 1    | 2    | 2    | 2    |     | 8.99            |
| 2  | 1RH3+kpTTY                         |      | 4.40         | 0.86   | 0    | 1    | 2    | 2    | 2    | 2    | 1    | 1    | 1    |     | 5.26            |
| 3  | PSt3                               |      | 7.10         | 2.04   | 1    | 2    | 2    | 2    | 1    | 2    | 2    | 2    | 2    |     | 9.14            |
| 4  | CuLi4                              |      | 4.50         | 0.94   | 1    | 2    | 2    | 2    | 3    | 1    | 1    | 2    | 1    |     | 5.44            |
| 5  | STw4                               |      | 6.60         | 1.20   | 2    | 1    | 2    | 2    | 2    | 2    | 2    | 2    | 2    |     | 7.80            |
|  |                                    |      | <b>29.70</b> |        |      |      |      |      |      |      |      |      |      |     | <b>36.63</b>    |
| <b>Program Components</b>                              |                                    |      |              | Factor |      |      |      |      |      |      |      |      |      |     |                 |
|  | Skating Skills                     |      |              | 0.80   | 7.50 | 8.75 | 8.50 | 8.00 | 7.50 | 7.50 | 8.00 | 8.00 | 8.50 |     | 8.00            |
|  | Transitions                        |      |              | 0.80   | 7.75 | 8.50 | 8.25 | 7.75 | 7.25 | 7.25 | 8.00 | 8.25 | 8.25 |     | 7.93            |
|  | Performance                        |      |              | 0.80   | 7.75 | 8.50 | 8.50 | 8.25 | 7.75 | 7.50 | 8.50 | 8.25 | 8.25 |     | 8.18            |
|  | Composition                        |      |              | 0.80   | 8.00 | 8.50 | 8.50 | 8.00 | 7.50 | 7.75 | 8.25 | 8.00 | 8.50 |     | 8.14            |
|  | Interpretation of the Music/Timing |      |              | 0.80   | 8.00 | 8.50 | 8.50 | 8.25 | 7.75 | 8.00 | 8.50 | 8.50 | 8.50 |     | 8.32            |
| <b>Judges Total Program Component Score (factored)</b> |                                    |      |              |        |      |      |      |      |      |      |      |      |      |     | <b>32.45</b>    |

|                   |             |
|-------------------|-------------|
| <b>Deductions</b> | <b>0.00</b> |
|-------------------|-------------|

| Rank | Name                       | Nation | Starting Number | Total Segment Score | Total Element Score | Total Program Component Score (factored) | Total Deductions |
|------|----------------------------|--------|-----------------|---------------------|---------------------|--|------------------|
| 2    | Kana MURAMOTO / Chris REED | JPN    | 11              | 65.27               | 35.44               | 29.83                                    | 0.00             |

| #  | Executed Elements                  | Info | Base Value   | GOE    | J1   | J2   | J3   | J4   | J5   | J6   | J7   | J8   | J9   | Ref | Scores of Panel |
|--|------------------------------------|------|--------------|--------|------|------|------|------|------|------|------|------|------|-----|-----------------|
| 1  | STw4                               |      | 6.60         | 0.51   | 1    | 0    | 0    | 1    | 1    | 1    | 2    | 1    | 1    |     | 7.11            |
| 2  | NtMiSt3                            |      | 7.10         | 1.57   | 1    | 1    | 2    | 2    | 0    | 2    | 2    | 1    | 1    |     | 8.67            |
| 3  | PSt3                               |      | 7.10         | 1.26   | 0    | 1    | 1    | 2    | 1    | 2    | 1    | 1    | 1    |     | 8.36            |
| 4  | 1RH4+kpYYY                         |      | 5.00         | 0.51   | 0    | 1    | 1    | 2    | 1    | 1    | 1    | 1    | 0    |     | 5.51            |
| 5  | RoLi4                              |      | 4.50         | 1.29   | 2    | 2    | 2    | 3    | 2    | 2    | 2    | 3    | 2    |     | 5.79            |
|  |                                    |      | <b>30.30</b> |        |      |      |      |      |      |      |      |      |      |     | <b>35.44</b>    |
| <b>Program Components</b>                              |                                    |      |              | Factor |      |      |      |      |      |      |      |      |      |     |                 |
|  | Skating Skills                     |      |              | 0.80   | 7.25 | 7.50 | 7.50 | 7.50 | 6.75 | 7.50 | 7.50 | 7.50 | 7.50 |     | 7.46            |
|  | Transitions                        |      |              | 0.80   | 7.25 | 7.25 | 7.25 | 7.25 | 6.50 | 7.25 | 7.50 | 7.25 | 7.25 |     | 7.25            |
|  | Performance                        |      |              | 0.80   | 7.50 | 6.75 | 7.75 | 7.50 | 7.00 | 7.50 | 7.75 | 7.50 | 7.50 |     | 7.46            |
|  | Composition                        |      |              | 0.80   | 7.50 | 7.50 | 7.50 | 7.75 | 7.25 | 7.75 | 8.00 | 7.75 | 7.50 |     | 7.61            |
|  | Interpretation of the Music/Timing |      |              | 0.80   | 7.25 | 7.25 | 7.50 | 7.50 | 7.00 | 7.75 | 7.75 | 8.00 | 7.50 |     | 7.50            |
| <b>Judges Total Program Component Score (factored)</b> |                                    |      |              |        |      |      |      |      |      |      |      |      |      |     | <b>29.83</b>    |

|                   |             |
|-------------------|-------------|
| <b>Deductions</b> | <b>0.00</b> |
|-------------------|-------------|

| Rank | Name                            | Nation | Starting Number | Total Segment Score | Total Element Score | Total Program Component Score (factored) | Total Deductions |
|------|---------------------------------|--------|-----------------|---------------------|---------------------|--|------------------|
| 3    | Carolane SOUCISSE / Shane FIRUS | CAN    | 8               | 65.11               | 34.83               | 30.28                                    | 0.00             |

| #  | Executed Elements                  | Info | Base Value   | GOE    | J1   | J2   | J3   | J4   | J5   | J6   | J7   | J8   | J9   | Ref | Scores of Panel |
|--|------------------------------------|------|--------------|--------|------|------|------|------|------|------|------|------|------|-----|-----------------|
| 1  | 1RH3+kpYYN                         |      | 4.40         | 0.94   | 2    | 2    | 2    | 2    | 1    | 1    | 1    | 2    | 1    |     | 5.34            |
| 2  | STw4                               |      | 6.60         | 1.20   | 2    | 2    | 2    | 2    | 2    | 2    | 2    | 2    | 2    |     | 7.80            |
| 3  | PSt2                               |      | 5.60         | 1.73   | 1    | 2    | 2    | 2    | 1    | 2    | 1    | 2    | 1    |     | 7.33            |
| 4  | Stal4                              |      | 4.50         | 1.03   | 2    | 2    | 2    | 1    | 2    | 2    | 1    | 2    | 1    |     | 5.53            |
| 5  | NtMiSt3                            |      | 7.10         | 1.73   | 1    | 1    | 2    | 2    | 2    | 1    | 1    | 2    | 2    |     | 8.83            |
|  |                                    |      | <b>28.20</b> |        |      |      |      |      |      |      |      |      |      |     | <b>34.83</b>    |
| <b>Program Components</b>                              |                                    |      |              | Factor |      |      |      |      |      |      |      |      |      |     |                 |
|  | Skating Skills                     |      |              | 0.80   | 7.00 | 7.75 | 7.75 | 8.00 | 7.00 | 7.25 | 7.50 | 7.50 | 7.50 |     | 7.46            |
|  | Transitions                        |      |              | 0.80   | 7.00 | 7.75 | 7.75 | 7.50 | 6.75 | 7.00 | 7.50 | 7.75 | 7.00 |     | 7.36            |
|  | Performance                        |      |              | 0.80   | 7.50 | 8.25 | 8.00 | 7.75 | 7.50 | 7.25 | 7.75 | 7.50 | 7.50 |     | 7.64            |
|  | Composition                        |      |              | 0.80   | 7.75 | 8.00 | 7.75 | 7.50 | 7.50 | 7.50 | 7.50 | 8.00 | 7.50 |     | 7.64            |
|  | Interpretation of the Music/Timing |      |              | 0.80   | 7.75 | 8.00 | 8.00 | 7.75 | 7.75 | 7.50 | 7.50 | 8.00 | 7.50 |     | 7.75            |
| <b>Judges Total Program Component Score (factored)</b> |                                    |      |              |        |      |      |      |      |      |      |      |      |      |     | <b>30.28</b>    |

|                   |             |
|-------------------|-------------|
| <b>Deductions</b> | <b>0.00</b> |
|-------------------|-------------|

# ISU Four Continents Championships 2018

## ICE DANCE SHORT DANCE JUDGES DETAILS PER SKATER

| Rank | Name                                | Nation | Starting Number | Total Segment Score | Total Element Score | Program Score (factored) | Total Component Score (factored) | Total Deductions |
|------|-------------------------------------|--------|-----------------|---------------------|---------------------|--------------------------|----------------------------------|------------------|
| 4    | Lorraine MCNAMARA / Quinn CARPENTER | USA    | 10              | 62.83               | 33.57               |                          | 29.26                            | 0.00             |

| #                         | Executed Elements                                      | Info | Base Value    | GOE  | J1   | J2   | J3   | J4   | J5   | J6   | J7   | J8   | J9   | Ref | Scores of Panel |
|---------------------------|--|------|---------------|------|------|------|------|------|------|------|------|------|------|-----|-----------------|
| 1                         | 1RH4+kpYYY   |      | 5.00          | 0.69 | 0    | 1    | 2    | 2    | 2    | 1    | 0    | 1    | 1    |     | 5.69            |
| 2                         | STw4   |      | 6.60          | 0.69 | 1    | 0    | 2    | 1    | 1    | 2    | 1    | 0    | 2    |     | 7.29            |
| 3                         | PSt2   |      | 5.60          | 1.26 | 0    | 1    | 2    | 2    | 1    | 1    | 1    | 1    | 1    |     | 6.86            |
| 4                         | CuLi4  |      | 4.50          | 1.03 | 1    | 2    | 2    | 2    | 3    | 2    | 1    | 2    | 1    |     | 5.53            |
| 5                         | NtMiSt3  |      | 7.10          | 1.10 | 0    | 0    | 2    | 2    | 1    | 1    | 1    | 1    | 1    |     | 8.20            |
|                           |  |      | <b>28.80</b>  |      |      |      |      |      |      |      |      |      |      |     | <b>33.57</b>    |
| <b>Program Components</b> |  |      | <b>Factor</b> |      |      |      |      |      |      |      |      |      |      |     |                 |
|                           | Skating Skills   |      |               | 0.80 | 7.00 | 7.25 | 8.00 | 7.75 | 7.25 | 7.25 | 7.00 | 7.25 | 7.50 |     | 7.32            |
|                           | Transitions  |      |               | 0.80 | 7.00 | 6.75 | 7.75 | 7.75 | 7.00 | 7.00 | 7.00 | 7.25 | 7.00 |     | 7.14            |
|                           | Performance  |      |               | 0.80 | 7.25 | 6.75 | 8.00 | 7.25 | 7.50 | 7.25 | 7.00 | 7.25 | 7.50 |     | 7.29            |
|                           | Composition  |      |               | 0.80 | 7.25 | 7.25 | 8.00 | 7.50 | 7.75 | 7.50 | 7.25 | 7.50 | 7.50 |     | 7.46            |
|                           | Interpretation of the Music/Timing                     |      |               | 0.80 | 7.00 | 7.00 | 7.75 | 7.50 | 7.50 | 7.50 | 7.00 | 7.50 | 7.50 |     | 7.36            |
|                           | <b>Judges Total Program Component Score (factored)</b> |      |               |      |      |      |      |      |      |      |      |      |      |     | <b>29.26</b>    |

| <b>Deductions</b>       |           | <b>0.00</b> |
|-------------------------|-----------|-------------|
| Costume/Prop violation: | (1 of 10) |             |

| Rank | Name                    | Nation | Starting Number | Total Segment Score | Total Element Score | Program Score (factored) | Total Component Score (factored) | Total Deductions |
|------|-------------------------|--------|-----------------|---------------------|---------------------|--------------------------|----------------------------------|------------------|
| 5    | Shiyue WANG / Xinyu LIU | CHN    | 12              | 62.36               | 33.29               |                          | 29.07                            | 0.00             |

| #                         | Executed Elements                                      | Info | Base Value    | GOE   | J1   | J2   | J3   | J4   | J5   | J6   | J7   | J8   | J9   | Ref | Scores of Panel |
|---------------------------|--|------|---------------|-------|------|------|------|------|------|------|------|------|------|-----|-----------------|
| 1                         | 1RH3+kpYYN   |      | 4.40          | 0.51  | 1    | 1    | 1    | 2    | 1    | 1    | 0    | 1    | 0    |     | 4.91            |
| 2                         | PSt3   |      | 7.10          | 1.10  | 1    | 1    | 1    | 2    | 0    | 1    | 1    | 1    | 1    |     | 8.20            |
| 3                         | STw4   |      | 6.60          | -0.14 | -1   | -1   | 0    | 2    | 0    | 0    | 0    | 0    | -1   |     | 6.46            |
| 4                         | SiLi4  |      | 4.50          | 0.86  | 1    | 1    | 2    | 2    | 2    | 1    | 1    | 2    | 1    |     | 5.36            |
| 5                         | NtMiSt3  |      | 7.10          | 1.26  | 1    | 1    | 1    | 2    | 1    | 1    | 1    | 2    | 1    |     | 8.36            |
|                           |  |      | <b>29.70</b>  |       |      |      |      |      |      |      |      |      |      |     | <b>33.29</b>    |
| <b>Program Components</b> |  |      | <b>Factor</b> |       |      |      |      |      |      |      |      |      |      |     |                 |
|                           | Skating Skills   |      |               | 0.80  | 7.50 | 7.50 | 7.25 | 7.75 | 6.50 | 7.00 | 6.75 | 7.50 | 7.25 |     | 7.25            |
|                           | Transitions  |      |               | 0.80  | 7.50 | 7.50 | 7.00 | 7.25 | 6.25 | 6.75 | 6.75 | 7.50 | 7.00 |     | 7.11            |
|                           | Performance  |      |               | 0.80  | 7.50 | 7.25 | 7.50 | 7.50 | 6.75 | 7.00 | 7.25 | 7.50 | 7.25 |     | 7.32            |
|                           | Composition  |      |               | 0.80  | 7.75 | 7.25 | 7.50 | 7.50 | 6.50 | 7.25 | 7.00 | 7.75 | 7.00 |     | 7.32            |
|                           | Interpretation of the Music/Timing                     |      |               | 0.80  | 7.75 | 7.25 | 7.25 | 7.75 | 6.75 | 7.00 | 7.25 | 7.75 | 7.00 |     | 7.32            |
|                           | <b>Judges Total Program Component Score (factored)</b> |      |               |       |      |      |      |      |      |      |      |      |      |     | <b>29.07</b>    |

| <b>Deductions</b>                       |           | <b>0.00</b> |
|---|-----------|-------------|
| Music requirements violation:           | (1 of 10) |             |
| Violation of choreography restrictions: | (1 of 10) |             |



# ISU Four Continents Championships 2018

## ICE DANCE SHORT DANCE JUDGES DETAILS PER SKATER

| Rank                              | Name   | Nation | Starting Number | Total Segment Score | Total Element Score | Program Score (factored) | Component Score (factored) | Total Deductions |      |      |      |      |      |     |                 |
|-----------------------------------|--|--------|-----------------|---------------------|---------------------|--------------------------|----------------------------|------------------|------|------|------|------|------|-----|-----------------|
| 6                                 | Rachel PARSONS / Michael PARSONS                       | USA    | 14              | 60.18               | 30.40               | 29.78                    | 0.00                       |                  |      |      |      |      |      |     |                 |
| #                                 | Executed Elements                                      | Info   | Base Value      | GOE                 | J1                  | J2                       | J3                         | J4               | J5   | J6   | J7   | J8   | J9   | Ref | Scores of Panel |
| 1                                 | 1RH3+kpTTY   |        | 4.40            | 0.77                | 0                   | 2                        | 2                          | 2                | 2    | 1    | 0    | 1    | 1    |     | 5.17            |
| 2                                 | NtCiSt2  |        | 5.60            | 1.57                | 1                   | 1                        | 2                          | 3                | 1    | 2    | 1    | 2    | 1    |     | 7.17            |
| 3                                 | PSt3   |        | 7.10            | 1.89                | 1                   | 2                        | 2                          | 2                | 2    | 2    | 1    | 2    | 1    |     | 8.99            |
| 4                                 | SILi4  |        | 4.50            | 1.11                | 1                   | 2                        | 2                          | 2                | 3    | 2    | 2    | 2    | 1    |     | 5.61            |
| 5                                 | STw2   |        | 4.60            | -1.14               | -3                  | -3                       | -2                         | -3               | -2   | -2   | -2   | -2   | -2   |     | 3.46            |
|                                   |  |        | <b>26.20</b>    |                     |                     |                          |                            |                  |      |      |      |      |      |     | <b>30.40</b>    |
|                                   | <b>Program Components</b>                              |        |                 | Factor              |                     |                          |                            |                  |      |      |      |      |      |     |                 |
|                                   | Skating Skills   |        |                 | 0.80                | 7.75                | 7.50                     | 8.00                       | 8.50             | 7.25 | 7.00 | 7.25 | 7.25 | 7.75 |     | 7.54            |
|                                   | Transitions  |        |                 | 0.80                | 7.25                | 7.50                     | 7.75                       | 8.00             | 7.00 | 7.00 | 7.00 | 7.50 | 7.25 |     | 7.32            |
|                                   | Performance  |        |                 | 0.80                | 7.50                | 6.75                     | 7.75                       | 7.75             | 7.75 | 7.25 | 7.00 | 7.25 | 7.00 |     | 7.36            |
|                                   | Composition  |        |                 | 0.80                | 7.25                | 8.00                     | 8.00                       | 8.25             | 7.50 | 7.25 | 7.25 | 7.50 | 7.25 |     | 7.54            |
|                                   | Interpretation of the Music/Timing                     |        |                 | 0.80                | 7.00                | 7.75                     | 7.75                       | 8.00             | 7.50 | 7.50 | 7.00 | 7.50 | 7.25 |     | 7.46            |
|                                   | <b>Judges Total Program Component Score (factored)</b> |        |                 |                     |                     |                          |                            |                  |      |      |      |      |      |     | <b>29.78</b>    |
| <b>Deductions</b>                 |  |        |                 |                     |                     |                          |                            |                  |      |      |      |      |      |     | <b>0.00</b>     |
| 7                                 | Yura MIN / Alexander GAMELIN                           | KOR    | 9               | 60.11               | 32.39               | 27.72                    | 0.00                       |                  |      |      |      |      |      |     |                 |
| #                                 | Executed Elements                                      | Info   | Base Value      | GOE                 | J1                  | J2                       | J3                         | J4               | J5   | J6   | J7   | J8   | J9   | Ref | Scores of Panel |
| 1                                 | 1RH2+kpNYN   |        | 3.80            | 0.26                | 0                   | 1                        | 1                          | 2                | 1    | -1   | 0    | 0    | 0    |     | 4.06            |
| 2                                 | PSt3   |        | 7.10            | 0.94                | 0                   | 1                        | 1                          | 1                | 1    | 0    | 1    | 1    | 2    |     | 8.04            |
| 3                                 | CuLi4  |        | 4.50            | 0.86                | 2                   | 2                        | 1                          | 2                | 2    | 1    | 1    | 1    | 1    |     | 5.36            |
| 4                                 | STw4   |        | 6.60            | 0.60                | 1                   | 1                        | 2                          | 1                | 1    | 1    | 1    | 1    | 1    |     | 7.20            |
| 5                                 | NtMiSt3  |        | 7.10            | 0.63                | 1                   | 0                        | 0                          | 1                | 2    | 0    | 1    | 0    | 1    |     | 7.73            |
|                                   |  |        | <b>29.10</b>    |                     |                     |                          |                            |                  |      |      |      |      |      |     | <b>32.39</b>    |
|                                   | <b>Program Components</b>                              |        |                 | Factor              |                     |                          |                            |                  |      |      |      |      |      |     |                 |
|                                   | Skating Skills   |        |                 | 0.80                | 6.75                | 7.25                     | 6.50                       | 6.75             | 7.00 | 6.50 | 7.00 | 6.00 | 7.25 |     | 6.82            |
|                                   | Transitions  |        |                 | 0.80                | 6.50                | 6.75                     | 6.25                       | 6.75             | 7.00 | 6.25 | 7.00 | 6.25 | 7.00 |     | 6.64            |
|                                   | Performance  |        |                 | 0.80                | 7.25                | 7.00                     | 6.75                       | 7.00             | 7.75 | 6.25 | 7.50 | 6.00 | 7.25 |     | 7.00            |
|                                   | Composition  |        |                 | 0.80                | 7.00                | 7.50                     | 6.75                       | 6.75             | 7.75 | 6.50 | 7.50 | 6.25 | 7.50 |     | 7.07            |
|                                   | Interpretation of the Music/Timing                     |        |                 | 0.80                | 7.25                | 7.50                     | 6.50                       | 7.00             | 7.50 | 6.75 | 7.50 | 6.00 | 7.25 |     | 7.11            |
|                                   | <b>Judges Total Program Component Score (factored)</b> |        |                 |                     |                     |                          |                            |                  |      |      |      |      |      |     | <b>27.72</b>    |
| <b>Deductions</b>                 |  |        |                 |                     |                     |                          |                            |                  |      |      |      |      |      |     | <b>0.00</b>     |
| Costume/Prop violation: (1 of 10) |  |        |                 |                     |                     |                          |                            |                  |      |      |      |      |      |     |                 |
| 8                                 | Haley SALES / Nikolas WAMSTEEKER                       | CAN    | 7               | 57.21               | 30.44               | 26.77                    | 0.00                       |                  |      |      |      |      |      |     |                 |
| #                                 | Executed Elements                                      | Info   | Base Value      | GOE                 | J1                  | J2                       | J3                         | J4               | J5   | J6   | J7   | J8   | J9   | Ref | Scores of Panel |
| 1                                 | STw4   |        | 6.60            | 0.77                | 1                   | 2                        | 2                          | 2                | 1    | 1    | 1    | 1    | 1    |     | 7.37            |
| 2                                 | 1RH2+kpNYT   |        | 3.80            | 0.34                | 0                   | 1                        | 1                          | 2                | 1    | 0    | 0    | 1    | 0    |     | 4.14            |
| 3                                 | PSt2   |        | 5.60            | 1.10                | 0                   | 1                        | 1                          | 1                | 1    | 1    | 1    | 1    | 1    |     | 6.70            |
| 4                                 | NtCiSt2  |        | 5.60            | 1.10                | 0                   | 1                        | 1                          | 2                | 1    | 1    | 1    | 1    | 1    |     | 6.70            |
| 5                                 | SILi4  |        | 4.50            | 1.03                | 2                   | 2                        | 2                          | 2                | 2    | 1    | 2    | 1    | 1    |     | 5.53            |
|                                   |  |        | <b>26.10</b>    |                     |                     |                          |                            |                  |      |      |      |      |      |     | <b>30.44</b>    |
|                                   | <b>Program Components</b>                              |        |                 | Factor              |                     |                          |                            |                  |      |      |      |      |      |     |                 |
|                                   | Skating Skills   |        |                 | 0.80                | 6.25                | 6.75                     | 7.00                       | 7.25             | 7.00 | 6.50 | 6.50 | 6.25 | 6.75 |     | 6.68            |
|                                   | Transitions  |        |                 | 0.80                | 5.75                | 7.00                     | 6.75                       | 7.25             | 6.75 | 6.25 | 6.50 | 6.50 | 6.50 |     | 6.61            |
|                                   | Performance  |        |                 | 0.80                | 6.25                | 7.25                     | 7.00                       | 6.50             | 7.00 | 6.50 | 6.75 | 6.25 | 7.00 |     | 6.71            |
|                                   | Composition  |        |                 | 0.80                | 6.50                | 6.75                     | 6.75                       | 6.75             | 7.50 | 6.25 | 6.50 | 6.50 | 6.75 |     | 6.64            |
|                                   | Interpretation of the Music/Timing                     |        |                 | 0.80                | 6.50                | 7.00                     | 7.00                       | 7.00             | 7.25 | 6.75 | 6.75 | 6.00 | 6.75 |     | 6.82            |
|                                   | <b>Judges Total Program Component Score (factored)</b> |        |                 |                     |                     |                          |                            |                  |      |      |      |      |      |     | <b>26.77</b>    |
| <b>Deductions</b>                 |  |        |                 |                     |                     |                          |                            |                  |      |      |      |      |      |     | <b>0.00</b>     |

# ISU Four Continents Championships 2018

## ICE DANCE SHORT DANCE JUDGES DETAILS PER SKATER

| Rank | Name                           | Nation | Starting Number | Total Segment Score | Total Element Score | Program Score (factored) | Total Component Score (factored) | Total Deductions |
|------|--------------------------------|--------|-----------------|---------------------|---------------------|--------------------------|----------------------------------|------------------|
| 9    | Sarah ARNOLD / Thomas WILLIAMS | CAN    | 2               | 52.50               | 27.59               |                          | 25.91                            | 1.00             |

| #  | Executed Elements | Info | Base Value   | GOE  | J1   | J2   | J3   | J4   | J5   | J6   | J7   | J8   | J9   | Ref | Scores of Panel |
|--|-------------------|------|--------------|------|------|------|------|------|------|------|------|------|------|-----|-----------------|
| 1  | PSt2              |      | 5.60         | 1.10 | 0    | 2    | 1    | 2    | 1    | 0    | 1    | 1    | 1    |     | 6.70            |
| 2  | 1RH2+kpNYN        |      | 3.80         | 0.26 | 0    | 1    | 1    | 1    | 0    | 0    | 0    | 1    | -1   |     | 4.06            |
| 3  | SILi4             |      | 4.50         | 0.86 | 1    | 2    | 1    | 2    | 2    | 1    | 2    | 1    | 1    |     | 5.36            |
| 4  | STw4              |      | 6.60         | 0.26 | 0    | 0    | 1    | -1   | 1    | 0    | 0    | 1    | 1    |     | 6.86            |
| 5  | NtCiSt1           |      | 4.10         | 0.51 | 1    | 1    | 1    | 1    | 0    | 0    | 1    | 1    | 1    |     | 4.61            |
|  |                   |      | <b>24.60</b> |      |      |      |      |      |      |      |      |      |      |     | <b>27.59</b>    |
| <b>Program Components</b>                              |                   |      | Factor       |      |      |      |      |      |      |      |      |      |      |     |                 |
| Skating Skills   |                   |      | 0.80         |      | 5.50 | 7.00 | 7.00 | 6.50 | 6.50 | 6.25 | 6.50 | 6.25 | 6.75 |     | 6.54            |
| Transitions  |                   |      | 0.80         |      | 5.50 | 6.75 | 6.50 | 6.75 | 6.25 | 6.00 | 6.50 | 6.25 | 6.50 |     | 6.39            |
| Performance  |                   |      | 0.80         |      | 5.75 | 7.00 | 6.75 | 6.00 | 6.50 | 6.25 | 6.50 | 6.50 | 6.50 |     | 6.43            |
| Composition  |                   |      | 0.80         |      | 5.75 | 7.25 | 6.75 | 6.25 | 6.75 | 6.50 | 6.25 | 6.75 | 6.50 |     | 6.54            |
| Interpretation of the Music/Timing                     |                   |      | 0.80         |      | 5.75 | 7.25 | 6.75 | 6.25 | 6.50 | 6.50 | 6.25 | 6.50 | 6.75 |     | 6.50            |
| <b>Judges Total Program Component Score (factored)</b> |                   |      |              |      |      |      |      |      |      |      |      |      |      |     | <b>25.91</b>    |

|                   |                       |              |
|-------------------|-----------------------|--------------|
| <b>Deductions</b> | Extended lifts: -1.00 | <b>-1.00</b> |
|-------------------|-----------------------|--------------|

| Rank | Name                            | Nation | Starting Number | Total Segment Score | Total Element Score | Program Score (factored) | Total Component Score (factored) | Total Deductions |
|------|---------------------------------|--------|-----------------|---------------------|---------------------|--------------------------|----------------------------------|------------------|
| 10   | Misato KOMATSUBARA / Tim KOLETO | JPN    | 1               | 52.45               | 28.36               |                          | 24.09                            | 0.00             |

| #  | Executed Elements | Info | Base Value   | GOE  | J1   | J2   | J3   | J4   | J5   | J6   | J7   | J8   | J9   | Ref | Scores of Panel |
|--|-------------------|------|--------------|------|------|------|------|------|------|------|------|------|------|-----|-----------------|
| 1  | 1RH2+kpNNY        |      | 3.80         | 0.01 | -2   | 0    | 1    | 1    | 0    | 0    | 0    | 0    | -1   |     | 3.81            |
| 2  | SILi4             |      | 4.50         | 0.60 | 1    | 1    | 1    | 1    | 1    | 0    | 1    | 1    | 1    |     | 5.10            |
| 3  | PSt2              |      | 5.60         | 0.17 | -1   | 0    | 1    | 1    | -1   | 1    | 0    | 0    | 0    |     | 5.77            |
| 4  | STw4              |      | 6.60         | 0.69 | 1    | 1    | 2    | 2    | 0    | 1    | 1    | 1    | 1    |     | 7.29            |
| 5  | NtMiSt2           |      | 5.60         | 0.79 | 0    | 1    | 1    | 1    | 0    | 0    | 1    | 1    | 1    |     | 6.39            |
|  |                   |      | <b>26.10</b> |      |      |      |      |      |      |      |      |      |      |     | <b>28.36</b>    |
| <b>Program Components</b>                              |                   |      | Factor       |      |      |      |      |      |      |      |      |      |      |     |                 |
| Skating Skills   |                   |      | 0.80         |      | 5.25 | 5.50 | 6.75 | 6.00 | 5.50 | 6.50 | 6.25 | 6.00 | 6.25 |     | 6.00            |
| Transitions  |                   |      | 0.80         |      | 5.50 | 5.50 | 6.50 | 6.25 | 5.25 | 6.25 | 6.25 | 6.00 | 5.75 |     | 5.93            |
| Performance  |                   |      | 0.80         |      | 5.75 | 6.00 | 6.75 | 5.75 | 5.75 | 6.50 | 6.50 | 5.75 | 6.00 |     | 6.04            |
| Composition  |                   |      | 0.80         |      | 5.50 | 5.50 | 6.50 | 6.00 | 6.00 | 6.25 | 6.50 | 6.00 | 6.00 |     | 6.04            |
| Interpretation of the Music/Timing                     |                   |      | 0.80         |      | 5.50 | 6.00 | 6.75 | 5.75 | 5.50 | 6.50 | 6.50 | 6.25 | 6.25 |     | 6.11            |
| <b>Judges Total Program Component Score (factored)</b> |                   |      |              |      |      |      |      |      |      |      |      |      |      |     | <b>24.09</b>    |

|                   |   |             |
|-------------------|---|-------------|
| <b>Deductions</b> | Violation of choreography restrictions: (1 of 10) | <b>0.00</b> |
|-------------------|---|-------------|

| Rank | Name                       | Nation | Starting Number | Total Segment Score | Total Element Score | Program Score (factored) | Total Component Score (factored) | Total Deductions |
|------|----------------------------|--------|-----------------|---------------------|---------------------|--------------------------|----------------------------------|------------------|
| 11   | Linshu SONG / Zhuoming SUN | CHN    | 6               | 50.34               | 26.51               |                          | 23.83                            | 0.00             |

| #  | Executed Elements | Info | Base Value   | GOE  | J1   | J2   | J3   | J4   | J5   | J6   | J7   | J8   | J9   | Ref | Scores of Panel |
|--|-------------------|------|--------------|------|------|------|------|------|------|------|------|------|------|-----|-----------------|
| 1  | 1RH1+kpNNT        |      | 3.20         | 0.09 | 0    | 1    | 0    | 1    | 0    | 0    | 0    | 0    | 0    |     | 3.29            |
| 2  | PSt2              |      | 5.60         | 0.00 | 0    | 0    | 0    | 1    | 0    | 0    | 0    | 0    | 0    |     | 5.60            |
| 3  | STw4              |      | 6.60         | 0.27 | 1    | 1    | 1    | 0    | -1   | 1    | 1    | 0    | -1   |     | 6.87            |
| 4  | NtMiSt2           |      | 5.60         | 0.31 | 0    | 1    | 1    | 2    | 0    | 0    | 0    | 0    | 0    |     | 5.91            |
| 5  | RoLi4             |      | 4.50         | 0.34 | 1    | 0    | 1    | 0    | 1    | 1    | 0    | 0    | 1    |     | 4.84            |
|  |                   |      | <b>25.50</b> |      |      |      |      |      |      |      |      |      |      |     | <b>26.51</b>    |
| <b>Program Components</b>                              |                   |      | Factor       |      |      |      |      |      |      |      |      |      |      |     |                 |
| Skating Skills   |                   |      | 0.80         |      | 6.00 | 5.75 | 6.00 | 6.00 | 6.25 | 6.25 | 5.50 | 5.00 | 6.00 |     | 5.93            |
| Transitions  |                   |      | 0.80         |      | 5.50 | 6.00 | 5.75 | 6.25 | 5.75 | 5.75 | 5.25 | 5.00 | 6.75 |     | 5.75            |
| Performance  |                   |      | 0.80         |      | 6.25 | 5.50 | 6.00 | 6.25 | 6.50 | 6.25 | 5.50 | 5.25 | 6.00 |     | 5.96            |
| Composition  |                   |      | 0.80         |      | 6.50 | 6.00 | 6.25 | 6.50 | 6.50 | 6.00 | 5.50 | 5.25 | 5.50 |     | 6.04            |
| Interpretation of the Music/Timing                     |                   |      | 0.80         |      | 6.50 | 5.50 | 6.00 | 6.75 | 6.75 | 6.25 | 5.50 | 5.25 | 6.25 |     | 6.11            |
| <b>Judges Total Program Component Score (factored)</b> |                   |      |              |      |      |      |      |      |      |      |      |      |      |     | <b>23.83</b>    |

|                   |   |             |
|-------------------|---|-------------|
| <b>Deductions</b> | Violation of choreography restrictions: (1 of 10) | <b>0.00</b> |
|-------------------|---|-------------|

# ISU Four Continents Championships 2018

## ICE DANCE SHORT DANCE JUDGES DETAILS PER SKATER

| Rank | Name                       | Nation | Starting Number | Total Segment Score | Total Element Score | Program Component Score (factored) | Total Deductions |
|------|----------------------------|--------|-----------------|---------------------|---------------------|------------------------------------|------------------|
| 12   | Rikako FUKASE / Aru TATENO | JPN    | 4               | 47.15               | 25.58               | 21.57                              | 0.00             |

| #  | Executed Elements                  | Info | Base Value    | GOE   | J1   | J2   | J3   | J4   | J5   | J6   | J7   | J8   | J9   | Ref | Scores of Panel |              |
|--|------------------------------------|------|---------------|-------|------|------|------|------|------|------|------|------|------|-----|-----------------|--------------|
| 1  | STw4                               |      | 6.60          | -0.29 | 0    | 0    | 0    | -1   | -2   | 0    | 0    | -1   | -2   |     | 6.31            |              |
| 2  | NiDiSt2                            |      | 5.60          | 0.01  | -1   | 0    | 1    | 0    | 1    | 0    | 0    | 0    | -1   |     | 5.61            |              |
| 3  | PSt2                               |      | 5.60          | -0.43 | -1   | -1   | 0    | 0    | 0    | 0    | 0    | -1   | -1   |     | 5.17            |              |
| 4  | 1RH2+kpNYN                         |      | 3.80          | -0.50 | -2   | -1   | -1   | -1   | 0    | 1    | -1   | -1   | -2   |     | 3.30            |              |
| 5  | RoLi4                              |      | 4.50          | 0.69  | 1    | 1    | 1    | 2    | 1    | 2    | 0    | 1    | 1    |     | 5.19            |              |
|  |                                    |      | <b>26.10</b>  |       |      |      |      |      |      |      |      |      |      |     | <b>25.58</b>    |              |
| <b>Program Components</b>                              |                                    |      | <b>Factor</b> |       |      |      |      |      |      |      |      |      |      |     |                 |              |
|  | Skating Skills                     |      |               | 0.80  | 4.50 | 5.25 | 5.50 | 4.75 | 6.00 | 6.25 | 5.50 | 4.75 | 5.75 |     | 5.36            |              |
|  | Transitions                        |      |               | 0.80  | 4.25 | 5.00 | 5.25 | 5.00 | 5.75 | 6.00 | 5.25 | 4.75 | 5.50 |     | 5.21            |              |
|  | Performance                        |      |               | 0.80  | 4.75 | 5.25 | 5.50 | 5.00 | 6.75 | 6.00 | 5.50 | 5.00 | 5.50 |     | 5.39            |              |
|  | Composition                        |      |               | 0.80  | 4.50 | 5.25 | 5.50 | 4.75 | 6.50 | 6.25 | 5.50 | 5.00 | 6.00 |     | 5.46            |              |
|  | Interpretation of the Music/Timing |      |               | 0.80  | 4.50 | 5.00 | 5.50 | 5.50 | 6.50 | 6.50 | 5.25 | 5.00 | 6.00 |     | 5.54            |              |
| <b>Judges Total Program Component Score (factored)</b> |                                    |      |               |       |      |      |      |      |      |      |      |      |      |     |                 | <b>21.57</b> |

|                   |             |
|-------------------|-------------|
| <b>Deductions</b> | <b>0.00</b> |
|-------------------|-------------|

| Rank | Name                           | Nation | Starting Number | Total Segment Score | Total Element Score | Program Component Score (factored) | Total Deductions |
|------|--------------------------------|--------|-----------------|---------------------|---------------------|------------------------------------|------------------|
| 13   | Chantelle KERRY / Andrew DODDS | AUS    | 3               | 45.42               | 25.19               | 20.23                              | 0.00             |

| #  | Executed Elements                  | Info | Base Value    | GOE   | J1   | J2   | J3   | J4   | J5   | J6   | J7   | J8   | J9   | Ref | Scores of Panel |              |
|--|------------------------------------|------|---------------|-------|------|------|------|------|------|------|------|------|------|-----|-----------------|--------------|
| 1  | 1RH2+kpTYT                         |      | 3.80          | -0.29 | -1   | -1   | -1   | 0    | 0    | 0    | -1   | -1   | 0    |     | 3.51            |              |
| 2  | PSt3                               |      | 7.10          | 0.00  | 0    | 0    | 0    | 0    | 0    | 0    | 0    | 0    | -1   |     | 7.10            |              |
| 3  | CuLi3                              |      | 4.00          | 0.17  | 0    | 0    | 1    | 1    | 0    | 1    | 0    | 0    | 0    |     | 4.17            |              |
| 4  | NiMiSt2                            |      | 5.60          | -0.43 | -1   | -1   | 0    | 1    | 0    | 0    | 0    | -1   | -1   |     | 5.17            |              |
| 5  | STw3                               |      | 5.60          | -0.36 | 0    | -1   | -1   | -2   | -1   | 0    | -1   | -1   | 0    |     | 5.24            |              |
|  |                                    |      | <b>26.10</b>  |       |      |      |      |      |      |      |      |      |      |     | <b>25.19</b>    |              |
| <b>Program Components</b>                              |                                    |      | <b>Factor</b> |       |      |      |      |      |      |      |      |      |      |     |                 |              |
|  | Skating Skills                     |      |               | 0.80  | 5.25 | 5.00 | 4.50 | 5.25 | 5.00 | 5.25 | 5.00 | 5.50 | 5.25 |     | 5.14            |              |
|  | Transitions                        |      |               | 0.80  | 5.50 | 4.50 | 4.50 | 5.00 | 4.75 | 5.00 | 5.00 | 5.00 | 5.25 |     | 4.93            |              |
|  | Performance                        |      |               | 0.80  | 5.25 | 4.50 | 4.75 | 4.25 | 5.50 | 5.25 | 5.00 | 5.25 | 5.25 |     | 5.04            |              |
|  | Composition                        |      |               | 0.80  | 5.75 | 4.75 | 4.50 | 5.00 | 5.00 | 5.00 | 5.25 | 5.25 | 5.50 |     | 5.11            |              |
|  | Interpretation of the Music/Timing |      |               | 0.80  | 5.50 | 5.00 | 4.25 | 4.25 | 5.25 | 5.00 | 5.00 | 5.50 | 5.50 |     | 5.07            |              |
| <b>Judges Total Program Component Score (factored)</b> |                                    |      |               |       |      |      |      |      |      |      |      |      |      |     |                 | <b>20.23</b> |

|   |             |
|---|-------------|
| <b>Deductions</b>                       | <b>0.00</b> |
| Violation of choreography restrictions: | (1 of 10)   |

| Rank | Name                             | Nation | Starting Number | Total Segment Score | Total Element Score | Program Component Score (factored) | Total Deductions |
|------|----------------------------------|--------|-----------------|---------------------|---------------------|------------------------------------|------------------|
| 14   | Matilda FRIEND / William BADAQUI | AUS    | 5               | 33.09               | 17.08               | 17.01                              | 1.00             |

| #  | Executed Elements                  | Info | Base Value    | GOE   | J1   | J2   | J3   | J4   | J5   | J6   | J7   | J8   | J9   | Ref | Scores of Panel |              |
|--|------------------------------------|------|---------------|-------|------|------|------|------|------|------|------|------|------|-----|-----------------|--------------|
| 1  | 1RH2+kpNNY                         |      | 3.80          | -0.57 | -1   | -1   | -2   | -1   | -1   | -1   | -1   | -1   | -2   |     | 3.23            |              |
| 2  | PSt1                               |      | 4.10          | -0.43 | -2   | -1   | -1   | 0    | -1   | -1   | -1   | 0    | -1   |     | 3.67            |              |
| 3  | STw1                               |      | 3.10          | -0.09 | 0    | 0    | -1   | 0    | -1   | 0    | 0    | -1   | 0    |     | 3.01            |              |
| 4  | NiDiSt1                            |      | 4.10          | -0.50 | -1   | -1   | -1   | -1   | -1   | 0    | -1   | -1   | -1   |     | 3.60            |              |
| 5  | RoLi3                              |      | 4.00          | -0.43 | -1   | -2   | -1   | -1   | 0    | -1   | 0    | -1   | -1   |     | 3.57            |              |
|  |                                    |      | <b>19.10</b>  |       |      |      |      |      |      |      |      |      |      |     | <b>17.08</b>    |              |
| <b>Program Components</b>                              |                                    |      | <b>Factor</b> |       |      |      |      |      |      |      |      |      |      |     |                 |              |
|  | Skating Skills                     |      |               | 0.80  | 4.75 | 4.00 | 3.75 | 3.50 | 5.00 | 4.75 | 4.25 | 4.25 | 4.75 |     | 4.36            |              |
|  | Transitions                        |      |               | 0.80  | 4.25 | 3.50 | 3.50 | 3.75 | 4.50 | 4.00 | 4.00 | 4.50 | 4.75 |     | 4.07            |              |
|  | Performance                        |      |               | 0.80  | 4.25 | 3.50 | 3.75 | 4.00 | 5.00 | 4.25 | 4.25 | 4.75 | 5.00 |     | 4.32            |              |
|  | Composition                        |      |               | 0.80  | 4.50 | 3.75 | 3.75 | 4.00 | 4.50 | 4.25 | 4.50 | 5.00 | 5.25 |     | 4.36            |              |
|  | Interpretation of the Music/Timing |      |               | 0.80  | 4.25 | 3.50 | 3.50 | 3.75 | 4.25 | 4.50 | 4.25 | 4.50 | 5.25 |     | 4.14            |              |
| <b>Judges Total Program Component Score (factored)</b> |                                    |      |               |       |      |      |      |      |      |      |      |      |      |     |                 | <b>17.01</b> |

|   |                       |              |
|---|-----------------------|--------------|
| <b>Deductions</b>                       | Extended lifts: -1.00 | <b>-1.00</b> |
| Violation of choreography restrictions: | (1 of 10)             |              |

# ISU Four Continents Championships 2018

## ICE DANCE SHORT DANCE JUDGES DETAILS PER SKATER

printed: 24/01/2018 11:37:03

# ISU Four Continents Championships 2018

## RESULTS

### ICE DANCE FREE DANCE

| Pl. | Name                                | Nation | Total Segment Score |
|-----|-------------------------------------|--------|---------------------|
| 1   | Kaitlin HAWAYEK / Jean-Luc BAKER    | USA    | 105.21              |
| 2   | Carolane SOUCISSE / Shane FIRUS     | CAN    | 99.85               |
| 3   | Kana MURAMOTO / Chris REED          | JPN    | 98.59               |
| 4   | Lorraine MCNAMARA / Quinn CARPENTER | USA    | 97.29               |
| 5   | Shiyue WANG / Xinyu LIU             | CHN    | 95.85               |
| 6   | Rachel PARSONS / Michael PARSONS    | USA    | 95.12               |
| 7   | Yura MIN / Alexander GAMELIN        | KOR    | 91.27               |
| 8   | Sarah ARNOLD / Thomas WILLIAMS      | CAN    | 87.60               |
| 9   | Misato KOMATSUBARA / Tim KOLETO     | JPN    | 85.73               |
| 10  | Haley SALES / Nikolas WAMSTEEKER    | CAN    | 82.27               |
| 11  | Rikako FUKASE / Aru TATENO          | JPN    | 76.87               |
| 12  | Linshu SONG / Zhuoming SUN          | CHN    | 72.19               |
| 13  | Chantelle KERRY / Andrew DODDS      | AUS    | 70.20               |
| 14  | Matilda FRIEND / William BADAOU     | AUS    | 58.96               |

Printed: 25/01/2018 14:16:02

# ISU Four Continents Championships 2018

## ICE DANCE FREE DANCE JUDGES DETAILS PER SKATER

| Rank | Name                             | Nation | Starting Number | Total Segment Score | Total Element Score | Total Program Component Score (factored) |  |  |  |  |  | Total Deductions |
|------|----------------------------------|--------|-----------------|---------------------|---------------------|--|--|--|--|--|--|------------------|
| 1    | Kaitlin HAWAYEK / Jean-Luc BAKER | USA    | 12              | 105.21              | 54.60               | 50.61                                    |  |  |  |  |  | 0.00             |

| #  | Executed Elements | Info | Base Value   | GOE  | J1   | J2   | J3   | J4   | J5   | J6   | J7   | J8   | J9   | Ref          | Scores of Panel |
|--|-------------------|------|--------------|------|------|------|------|------|------|------|------|------|------|--------------|-----------------|
| 1  | CiSt3             |      | 7.10         | 1.89 | 2    | 2    | 1    | 2    | 1    | 1    | 2    | 2    | 2    |              | 8.99            |
| 2  | STw4              |      | 6.60         | 1.20 | 2    | 2    | 2    | 3    | 2    | 2    | 2    | 2    | 2    |              | 7.80            |
| 3  | CuLi4             |      | 4.50         | 1.54 | 3    | 3    | 3    | 2    | 1    | 2    | 2    | 3    | 3    |              | 6.04            |
| 4  | DiSt3             |      | 7.10         | 2.20 | 2    | 2    | 1    | 2    | 2    | 2    | 2    | 3    | 2    |              | 9.30            |
| 5  | RoLi4             |      | 4.50         | 1.37 | 3    | 2    | 1    | 2    | 2    | 3    | 2    | 2    | 3    |              | 5.87            |
| 6  | ChTw1             |      | 1.00         | 1.40 | 1    | 2    | 2    | 3    | 2    | 2    | 2    | 2    | 2    |              | 2.40            |
| 7  | CoSp3             |      | 4.60         | 1.11 | 2    | 2    | 0    | 2    | 2    | 1    | 2    | 2    | 2    |              | 5.71            |
| 8  | SILi4             |      | 4.50         | 1.29 | 3    | 2    | 1    | 2    | 2    | 2    | 2    | 3    | 2    |              | 5.79            |
| 9  | ChLi1             |      | 1.00         | 1.70 | 2    | 3    | 2    | 3    | 2    | 2    | 3    | 3    | 2    |              | 2.70            |
|  |                   |      | <b>40.90</b> |      |      |      |      |      |      |      |      |      |      | <b>54.60</b> |                 |
| <b>Program Components</b>                              |                   |      | Factor       |      |      |      |      |      |      |      |      |      |      |              |                 |
| Skating Skills   |                   |      | 1.20         |      | 8.00 | 8.25 | 8.00 | 8.75 | 8.00 | 8.50 | 8.25 | 8.50 | 8.00 |              | 8.21            |
| Transitions  |                   |      | 1.20         |      | 8.25 | 8.25 | 7.50 | 8.75 | 7.75 | 8.25 | 8.00 | 8.25 | 8.25 |              | 8.14            |
| Performance  |                   |      | 1.20         |      | 8.00 | 8.75 | 8.00 | 9.00 | 8.25 | 8.75 | 8.25 | 8.75 | 8.75 |              | 8.50            |
| Composition  |                   |      | 1.20         |      | 8.25 | 8.75 | 8.50 | 9.00 | 8.00 | 9.00 | 8.50 | 8.75 | 9.00 |              | 8.68            |
| Interpretation of the Music/Timing                     |                   |      | 1.20         |      | 8.00 | 8.50 | 8.50 | 9.00 | 8.50 | 8.50 | 8.75 | 9.00 | 8.75 |              | 8.64            |
| <b>Judges Total Program Component Score (factored)</b> |                   |      |              |      |      |      |      |      |      |      |      |      |      | <b>50.61</b> |                 |

| Deductions |  |  |  |  |  |  |  |  |  |  |  |  |  |  | 0.00 |
|------------|--|--|--|--|--|--|--|--|--|--|--|--|--|--|------|
|------------|--|--|--|--|--|--|--|--|--|--|--|--|--|--|------|

| Rank | Name                            | Nation | Starting Number | Total Segment Score | Total Element Score | Total Program Component Score (factored) |  |  |  |  |  | Total Deductions |
|------|---------------------------------|--------|-----------------|---------------------|---------------------|--|--|--|--|--|--|------------------|
| 2    | Carolane SOUCISSE / Shane FIRUS | CAN    | 13              | 99.85               | 54.58               | 47.27                                    |  |  |  |  |  | 2.00             |

| #  | Executed Elements | Info | Base Value   | GOE  | J1   | J2   | J3   | J4   | J5   | J6   | J7   | J8   | J9   | Ref          | Scores of Panel |
|--|-------------------|------|--------------|------|------|------|------|------|------|------|------|------|------|--------------|-----------------|
| 1  | STw4              |      | 6.60         | 1.20 | 2    | 2    | 2    | 3    | 2    | 2    | 2    | 2    | 2    |              | 7.80            |
| 2  | CiSt3             |      | 7.10         | 2.04 | 2    | 2    | 1    | 2    | 2    | 2    | 2    | 2    | 1    |              | 9.14            |
| 3  | SILi4             |      | 4.50         | 1.03 | 3    | 1    | 1    | 2    | 1    | 2    | 2    | 2    | 2    |              | 5.53            |
| 4  | CoSp4             |      | 5.60         | 0.86 | 2    | 1    | 1    | 2    | 2    | 1    | 1    | 2    | 1    |              | 6.46            |
| 5  | StaLi4            |      | 4.50         | 0.86 | 3    | 1    | 1    | 2    | 1    | 2    | 1    | 2    | 1    |              | 5.36            |
| 6  | ChTw1             |      | 1.00         | 1.70 | 3    | 2    | 1    | 3    | 2    | 3    | 3    | 2    | 2    |              | 2.70            |
| 7  | DiSt3             |      | 7.10         | 2.20 | 2    | 2    | 0    | 2    | 2    | 2    | 2    | 2    | 2    |              | 9.30            |
| 8  | RoLi4             |      | 4.50         | 1.29 | 3    | 2    | 1    | 2    | 2    | 2    | 3    | 2    | 2    |              | 5.79            |
| 9  | ChLi1             |      | 1.00         | 1.50 | 2    | 2    | 1    | 2    | 2    | 3    | 3    | 2    | 2    |              | 2.50            |
|  |                   |      | <b>41.90</b> |      |      |      |      |      |      |      |      |      |      | <b>54.58</b> |                 |
| <b>Program Components</b>                              |                   |      | Factor       |      |      |      |      |      |      |      |      |      |      |              |                 |
| Skating Skills   |                   |      | 1.20         |      | 8.25 | 7.75 | 7.00 | 8.00 | 7.50 | 8.25 | 8.00 | 7.50 | 7.50 |              | 7.79            |
| Transitions  |                   |      | 1.20         |      | 8.00 | 7.50 | 6.75 | 7.75 | 7.25 | 8.25 | 7.75 | 7.25 | 7.50 |              | 7.57            |
| Performance  |                   |      | 1.20         |      | 8.25 | 8.00 | 7.25 | 8.00 | 7.50 | 8.50 | 8.00 | 7.75 | 8.00 |              | 7.93            |
| Composition  |                   |      | 1.20         |      | 8.25 | 7.50 | 7.50 | 8.00 | 7.50 | 9.00 | 8.50 | 8.00 | 8.00 |              | 7.96            |
| Interpretation of the Music/Timing                     |                   |      | 1.20         |      | 8.50 | 8.00 | 7.00 | 8.00 | 7.75 | 9.00 | 8.50 | 8.25 | 8.00 |              | 8.14            |
| <b>Judges Total Program Component Score (factored)</b> |                   |      |              |      |      |      |      |      |      |      |      |      |      | <b>47.27</b> |                 |

| Deductions                |  |  |  |  |  |  |  |  |  |  |  |  |  |  | -2.00 |
|---------------------------|--|--|--|--|--|--|--|--|--|--|--|--|--|--|-------|
| Illegal element/movement: |  |  |  |  |  |  |  |  |  |  |  |  |  |  | -2.00 |

# ISU Four Continents Championships 2018

## ICE DANCE FREE DANCE JUDGES DETAILS PER SKATER

| Rank | Name                       | Nation | Starting Number | Total Segment Score | Total Element Score | Total Program Component Score (factored) |  | Total Deductions |
|------|----------------------------|--------|-----------------|---------------------|---------------------|--|--|------------------|
| 3    | Kana MURAMOTO / Chris REED | JPN    | 14              | 98.59               | 51.92               | 46.67                                    |  | 0.00             |

| #  | Executed Elements | Info | Base Value   | GOE  | J1   | J2   | J3   | J4   | J5   | J6   | J7   | J8   | J9   | Ref          | Scores of Panel |
|--|-------------------|------|--------------|------|------|------|------|------|------|------|------|------|------|--------------|-----------------|
| 1  | STw4              |      | 6.60         | 0.51 | 1    | 0    | 0    | 1    | 1    | 0    | 2    | 1    | 2    |              | 7.11            |
| 2  | CiSt3             |      | 7.10         | 1.73 | 2    | 2    | 1    | 1    | 1    | 1    | 2    | 2    | 2    |              | 8.83            |
| 3  | CoSp4             |      | 5.60         | 1.20 | 2    | 2    | 1    | 2    | 2    | 2    | 2    | 2    | 2    |              | 6.80            |
| 4  | ChSp1             |      | 1.00         | 1.00 | 2    | 2    | 1    | 1    | 1    | 1    | 2    | 2    | 1    |              | 2.00            |
| 5  | StLi4             |      | 4.50         | 1.20 | 2    | 2    | 2    | 2    | 2    | 2    | 1    | 2    | 2    |              | 5.70            |
| 6  | SiLi4             |      | 4.50         | 1.11 | 3    | 2    | 0    | 1    | 2    | 2    | 1    | 3    | 2    |              | 5.61            |
| 7  | DiSt3             |      | 7.10         | 1.26 | 1    | 2    | 0    | 1    | 2    | 0    | 1    | 2    | 1    |              | 8.36            |
| 8  | RoLi4             |      | 4.50         | 1.11 | 3    | 2    | 1    | 2    | 2    | 1    | 2    | 2    | 2    |              | 5.61            |
| 9  | ChLi1             |      | 1.00         | 0.90 | 1    | 1    | 1    | 1    | 2    | 1    | 2    | 2    | 1    |              | 1.90            |
|  |                   |      | <b>41.90</b> |      |      |      |      |      |      |      |      |      |      |              | <b>51.92</b>    |
| <b>Program Components</b>                              |                   |      | Factor       |      |      |      |      |      |      |      |      |      |      |              |                 |
| Skating Skills   |                   |      | 1.20         |      | 7.75 | 8.00 | 7.50 | 7.75 | 8.00 | 7.75 | 7.50 | 7.75 | 7.50 |              | 7.71            |
| Transitions  |                   |      | 1.20         |      | 8.00 | 8.25 | 7.50 | 7.50 | 7.75 | 7.50 | 7.25 | 7.50 | 7.50 |              | 7.61            |
| Performance  |                   |      | 1.20         |      | 8.00 | 7.50 | 7.75 | 8.00 | 8.00 | 7.50 | 7.50 | 8.25 | 7.75 |              | 7.79            |
| Composition  |                   |      | 1.20         |      | 8.25 | 7.75 | 7.50 | 8.00 | 8.25 | 7.50 | 7.50 | 8.25 | 8.00 |              | 7.89            |
| Interpretation of the Music/Timing                     |                   |      | 1.20         |      | 8.00 | 8.00 | 7.25 | 7.75 | 8.25 | 7.50 | 7.75 | 8.50 | 8.00 |              | 7.89            |
| <b>Judges Total Program Component Score (factored)</b> |                   |      |              |      |      |      |      |      |      |      |      |      |      | <b>46.67</b> |                 |

| Deductions |  | Total |
|------------|--|-------|
|            |  | 0.00  |

| Rank | Name                                | Nation | Starting Number | Total Segment Score | Total Element Score | Total Program Component Score (factored) |  | Total Deductions |
|------|-------------------------------------|--------|-----------------|---------------------|---------------------|--|--|------------------|
| 4    | Lorraine MCNAMARA / Quinn CARPENTER | USA    | 10              | 97.29               | 51.87               | 45.42                                    |  | 0.00             |

| #  | Executed Elements | Info | Base Value   | GOE  | J1   | J2   | J3   | J4   | J5   | J6   | J7   | J8   | J9   | Ref          | Scores of Panel |
|--|-------------------|------|--------------|------|------|------|------|------|------|------|------|------|------|--------------|-----------------|
| 1  | ChSp1             |      | 1.00         | 1.20 | 2    | 3    | 1    | 2    | 1    | 2    | 2    | 2    | 1    |              | 2.20            |
| 2  | SiLi4             |      | 4.50         | 1.03 | 3    | 2    | 2    | 2    | 2    | 1    | 1    | 2    | 1    |              | 5.53            |
| 3  | CuLi4             |      | 4.50         | 0.94 | 2    | 2    | 1    | 2    | 1    | 2    | 1    | 2    | 1    |              | 5.44            |
| 4  | DiSt3             |      | 7.10         | 1.26 | 2    | 1    | 1    | 2    | 1    | 1    | 1    | 1    | 1    |              | 8.36            |
| 5  | STw4              |      | 6.60         | 0.86 | -1   | 1    | 1    | 2    | 2    | 1    | 2    | 1    | 2    |              | 7.46            |
| 6  | CoSp4             |      | 5.60         | 0.86 | 2    | 2    | 0    | 2    | 2    | 1    | 0    | 2    | 1    |              | 6.46            |
| 7  | SeSt3             |      | 7.10         | 1.41 | 2    | 2    | 0    | 2    | 1    | 1    | 1    | 1    | 1    |              | 8.51            |
| 8  | RoLi4             |      | 4.50         | 1.11 | 2    | 2    | 1    | 2    | 2    | 2    | 1    | 2    | 2    |              | 5.61            |
| 9  | ChLi1             |      | 1.00         | 1.30 | 2    | 2    | 2    | 2    | 1    | 1    | 2    | 2    | 2    |              | 2.30            |
|  |                   |      | <b>41.90</b> |      |      |      |      |      |      |      |      |      |      |              | <b>51.87</b>    |
| <b>Program Components</b>                              |                   |      | Factor       |      |      |      |      |      |      |      |      |      |      |              |                 |
| Skating Skills   |                   |      | 1.20         |      | 7.50 | 8.00 | 7.25 | 8.00 | 7.25 | 7.50 | 7.50 | 7.50 | 7.25 |              | 7.50            |
| Transitions  |                   |      | 1.20         |      | 7.75 | 8.25 | 7.25 | 7.75 | 7.00 | 7.50 | 7.00 | 7.25 | 7.25 |              | 7.39            |
| Performance  |                   |      | 1.20         |      | 7.75 | 7.25 | 7.50 | 8.00 | 7.25 | 7.25 | 7.50 | 8.25 | 7.75 |              | 7.57            |
| Composition  |                   |      | 1.20         |      | 8.00 | 7.75 | 7.50 | 7.75 | 7.50 | 7.75 | 7.50 | 8.50 | 7.50 |              | 7.68            |
| Interpretation of the Music/Timing                     |                   |      | 1.20         |      | 7.75 | 8.00 | 7.25 | 8.00 | 7.50 | 7.50 | 7.50 | 8.25 | 7.75 |              | 7.71            |
| <b>Judges Total Program Component Score (factored)</b> |                   |      |              |      |      |      |      |      |      |      |      |      |      | <b>45.42</b> |                 |

| Deductions |  | Total |
|------------|--|-------|
|            |  | 0.00  |

# ISU Four Continents Championships 2018

## ICE DANCE FREE DANCE JUDGES DETAILS PER SKATER

| Rank   | Name                             | Nation | Starting Number | Total Segment Score | Total Element Score | Total Program Component Score (factored) |      |      |      |      |      | Total Deductions |      |     |                 |      |
|--|----------------------------------|--------|-----------------|---------------------|---------------------|--|------|------|------|------|------|------------------|------|-----|-----------------|------|
| 5  | Shiyue WANG / Xinyu LIU          | CHN    | 11              | 95.85               | 50.15               | 45.70                                    |      |      |      |      |      | 0.00             |      |     |                 |      |
| #  | Executed Elements                | Info   | Base Value      | GOE                 | J1                  | J2                                       | J3   | J4   | J5   | J6   | J7   | J8               | J9   | Ref | Scores of Panel |      |
| 1  | SeSt3                            |        | 7.10            | 1.57                | 2                   | 2  | 2    | 2    | 1    | 1    | 1    | 1                | 1    |     | 8.67            |      |
| 2  | STw4                             |        | 6.60            | 0.77                | 1                   | 2  | 2    | 1    | 1    | 1    | 1    | 1                | 2    |     | 7.37            |      |
| 3  | CuLi4                            |        | 4.50            | 1.29                | 3                   | 2  | 3    | 2    | 0    | 2    | 2    | 2                | 2    |     | 5.79            |      |
| 4  | CoSp4                            |        | 5.60            | 0.94                | 2                   | 2  | 2    | 2    | 1    | 1    | 1    | 2                | 1    |     | 6.54            |      |
| 5  | RoLi4                            |        | 4.50            | 1.20                | 2                   | 3  | 2    | 2    | 2    | 2    | 2    | 2                | 2    |     | 5.70            |      |
| 6  | SILi4                            |        | 4.50            | 1.11                | 2                   | 2  | 2    | 1    | 1    | 2    | 2    | 3                | 2    |     | 5.61            |      |
| 7  | DiSt3                            |        | 7.10            | 1.57                | 1                   | 2  | 1    | 2    | 1    | 2    | 1    | 2                | 1    |     | 8.67            |      |
| 8  | ChLi1                            |        | 1.00            | 0.80                | 1                   | 2  | 1    | 1    | 1    | 1    | 2    | 1                | 1    |     | 1.80            |      |
|  |                                  |        | <b>40.90</b>    |                     |                     |  |      |      |      |      |      |                  |      |     | <b>50.15</b>    |      |
| <b>Program Components</b>                              |                                  |        |                 | Factor              |                     |  |      |      |      |      |      |                  |      |     |                 |      |
| Skating Skills   |                                  |        |                 | 1.20                | 8.00                | 7.75                                     | 8.00 | 7.50 | 7.00 | 7.75 | 7.25 | 7.50             | 7.25 |     |                 | 7.57 |
| Transitions  |                                  |        |                 | 1.20                | 7.75                | 8.00                                     | 7.50 | 7.50 | 6.75 | 7.75 | 7.00 | 7.25             | 7.00 |     |                 | 7.39 |
| Performance  |                                  |        |                 | 1.20                | 7.75                | 8.25                                     | 8.00 | 7.75 | 7.00 | 7.50 | 7.50 | 8.00             | 7.50 |     |                 | 7.71 |
| Composition  |                                  |        |                 | 1.20                | 8.00                | 8.00                                     | 8.25 | 7.75 | 7.25 | 7.50 | 7.50 | 7.75             | 7.50 |     |                 | 7.71 |
| Interpretation of the Music/Timing                     |                                  |        |                 | 1.20                | 7.75                | 8.25                                     | 8.00 | 7.50 | 7.25 | 8.00 | 7.50 | 7.75             | 7.50 |     |                 | 7.71 |
| <b>Judges Total Program Component Score (factored)</b> |                                  |        |                 |                     |                     |  |      |      |      |      |      |                  |      |     | <b>45.70</b>    |      |
| <b>Deductions</b>                                      |                                  |        |                 |                     |                     |  |      |      |      |      |      | <b>0.00</b>      |      |     |                 |      |
| Rank   | Name                             | Nation | Starting Number | Total Segment Score | Total Element Score | Total Program Component Score (factored) |      |      |      |      |      | Total Deductions |      |     |                 |      |
| 6  | Rachel PARSONS / Michael PARSONS | USA    | 8               | 95.12               | 48.88               | 46.24                                    |      |      |      |      |      | 0.00             |      |     |                 |      |
| #  | Executed Elements                | Info   | Base Value      | GOE                 | J1                  | J2                                       | J3   | J4   | J5   | J6   | J7   | J8               | J9   | Ref | Scores of Panel |      |
| 1  | ChSp1                            |        | 1.00            | 1.20                | 3                   | 3  | 2    | 2    | 1    | 2    | 1    | 1                | 1    |     | 2.20            |      |
| 2  | RoLi4                            |        | 4.50            | 1.20                | 3                   | 2  | 2    | 2    | 2    | 2    | 2    | 2                | 2    |     | 5.70            |      |
| 3  | SILi4                            |        | 4.50            | 0.77                | 3                   | 1  | 1    | 2    | 1    | 1    | 1    | 2                | 1    |     | 5.27            |      |
| 4  | CiSt2                            |        | 5.60            | 1.41                | 2                   | 2  | 1    | 2    | 1    | 1    | 1    | 1                | 1    |     | 7.01            |      |
| 5  | CoSp4                            |        | 5.60            | 1.11                | 2                   | 2  | 1    | 2    | 2    | 2    | 1    | 2                | 2    |     | 6.71            |      |
| 6  | CuLi4                            |        | 4.50            | 0.77                | 2                   | 1  | 0    | 1    | 1    | 1    | 1    | 2                | 2    |     | 5.27            |      |
| 7  | STw4                             |        | 6.60            | 0.51                | 1                   | 1  | 1    | 1    | 0    | 1    | 1    | 0                | 1    |     | 7.11            |      |
| 8  | DiSt2                            |        | 5.60            | 1.41                | 1                   | 2  | 0    | 1    | 2    | 1    | 1    | 2                | 1    |     | 7.01            |      |
| 9  | ChLi1                            |        | 1.00            | 1.60                | 2                   | 3  | 0    | 2    | 2    | 3    | 2    | 2                | 3    |     | 2.60            |      |
|  |                                  |        | <b>38.90</b>    |                     |                     |  |      |      |      |      |      |                  |      |     | <b>48.88</b>    |      |
| <b>Program Components</b>                              |                                  |        |                 | Factor              |                     |  |      |      |      |      |      |                  |      |     |                 |      |
| Skating Skills   |                                  |        |                 | 1.20                | 7.75                | 7.75                                     | 7.75 | 7.75 | 7.25 | 7.75 | 7.50 | 7.50             | 7.50 |     |                 | 7.64 |
| Transitions  |                                  |        |                 | 1.20                | 7.75                | 7.75                                     | 7.25 | 7.75 | 7.00 | 7.50 | 7.25 | 7.50             | 7.50 |     |                 | 7.50 |
| Performance  |                                  |        |                 | 1.20                | 8.00                | 8.00                                     | 7.25 | 8.00 | 7.25 | 8.00 | 7.50 | 8.00             | 7.50 |     |                 | 7.75 |
| Composition  |                                  |        |                 | 1.20                | 8.00                | 8.25                                     | 7.50 | 7.75 | 7.50 | 7.75 | 7.25 | 8.00             | 7.75 |     |                 | 7.75 |
| Interpretation of the Music/Timing                     |                                  |        |                 | 1.20                | 8.25                | 8.25                                     | 7.50 | 7.75 | 7.50 | 8.25 | 7.25 | 8.25             | 7.75 |     |                 | 7.89 |
| <b>Judges Total Program Component Score (factored)</b> |                                  |        |                 |                     |                     |  |      |      |      |      |      |                  |      |     | <b>46.24</b>    |      |
| <b>Deductions</b>                                      |                                  |        |                 |                     |                     |  |      |      |      |      |      | <b>0.00</b>      |      |     |                 |      |



# ISU Four Continents Championships 2018

## ICE DANCE FREE DANCE JUDGES DETAILS PER SKATER

| Rank | Name                         | Nation | Starting Number | Total Segment Score | Total Element Score | Total Program Component Score (factored) | Total Deductions |
|------|------------------------------|--------|-----------------|---------------------|---------------------|--|------------------|
| 7    | Yura MIN / Alexander GAMELIN | KOR    | 7               | 91.27               | 49.14               | 42.13                                    | 0.00             |

| # | Executed Elements                                      | Info | Base Value   | GOE    | J1   | J2   | J3   | J4   | J5   | J6   | J7   | J8   | J9   | Ref | Scores of Panel |
|---|--|------|--------------|--------|------|------|------|------|------|------|------|------|------|-----|-----------------|
| 1 | StaLi4   |      | 4.50         | 1.03   | 3    | 2    | 2    | 2    | 1    | 1    | 2    | 0    | 2    |     | 5.53            |
| 2 | CiSt3  |      | 7.10         | 1.10   | 2    | 1    | 0    | 1    | 1    | 2    | 1    | 0    | 1    |     | 8.20            |
| 3 | CoSp4  |      | 5.60         | 0.94   | 2    | 2    | 1    | 1    | 1    | 2    | 2    | 1    | 2    |     | 6.54            |
| 4 | SILi4  |      | 4.50         | 0.60   | 1    | 1    | 0    | 1    | 1    | 1    | 1    | 1    | 1    |     | 5.10            |
| 5 | STw4   |      | 6.60         | 0.34   | 1    | 0    | 1    | 1    | 0    | 0    | 1    | 0    | 1    |     | 6.94            |
| 6 | DiSt3  |      | 7.10         | 0.94   | 1    | 1    | 0    | 1    | 0    | 1    | 2    | 1    | 1    |     | 8.04            |
| 7 | RoLi4  |      | 4.50         | 0.69   | 2    | 1    | 0    | 1    | 1    | 1    | 2    | 1    | 1    |     | 5.19            |
| 8 | ChSp1  |      | 1.00         | 0.70   | 1    | 1    | 1    | 1    | 1    | 1    | 2    | 0    | 1    |     | 1.70            |
| 9 | ChLi1  |      | 1.00         | 0.90   | 2    | 1    | 1    | 2    | 1    | 1    | 2    | 1    | 1    |     | 1.90            |
|   |  |      | <b>41.90</b> |        |      |      |      |      |      |      |      |      |      |     | <b>49.14</b>    |
|   | <b>Program Components</b>                              |      |              | Factor |      |      |      |      |      |      |      |      |      |     |                 |
|   | Skating Skills   |      |              | 1.20   | 7.25 | 7.50 | 6.75 | 7.00 | 6.75 | 6.75 | 7.25 | 6.50 | 7.00 |     | 6.96            |
|   | Transitions  |      |              | 1.20   | 7.50 | 7.25 | 6.50 | 6.75 | 6.50 | 6.50 | 7.00 | 6.25 | 7.00 |     | 6.79            |
|   | Performance  |      |              | 1.20   | 7.50 | 7.25 | 6.75 | 7.25 | 6.50 | 6.75 | 7.50 | 6.75 | 7.50 |     | 7.11            |
|   | Composition  |      |              | 1.20   | 7.50 | 6.75 | 6.50 | 7.25 | 6.75 | 7.00 | 7.50 | 6.50 | 7.75 |     | 7.04            |
|   | Interpretation of the Music/Timing                     |      |              | 1.20   | 7.75 | 7.50 | 6.50 | 7.25 | 6.75 | 7.00 | 7.75 | 6.75 | 7.50 |     | 7.21            |
|   | <b>Judges Total Program Component Score (factored)</b> |      |              |        |      |      |      |      |      |      |      |      |      |     | <b>42.13</b>    |

|                   |             |
|-------------------|-------------|
| <b>Deductions</b> | <b>0.00</b> |
|-------------------|-------------|

| Rank | Name                           | Nation | Starting Number | Total Segment Score | Total Element Score | Total Program Component Score (factored) | Total Deductions |
|------|--------------------------------|--------|-----------------|---------------------|---------------------|--|------------------|
| 8    | Sarah ARNOLD / Thomas WILLIAMS | CAN    | 6               | 87.60               | 45.82               | 41.78                                    | 0.00             |

| # | Executed Elements                                      | Info | Base Value   | GOE    | J1   | J2   | J3   | J4   | J5   | J6   | J7   | J8   | J9   | Ref | Scores of Panel |
|---|--|------|--------------|--------|------|------|------|------|------|------|------|------|------|-----|-----------------|
| 1 | CuLi4  |      | 4.50         | 0.51   | 1    | 0    | 1    | 1    | -1   | 2    | 2    | 1    | 0    |     | 5.01            |
| 2 | SeSt2  |      | 5.60         | 0.79   | 1    | 1    | 1    | 2    | 0    | 1    | 1    | 0    | 0    |     | 6.39            |
| 3 | SILi4  |      | 4.50         | 0.86   | 2    | 2    | 0    | 2    | 1    | 2    | 1    | 1    | 1    |     | 5.36            |
| 4 | STw4   |      | 6.60         | 0.43   | 2    | 1    | 1    | 0    | 1    | 1    | 1    | 0    | 0    |     | 7.03            |
| 5 | CoSp4  |      | 5.60         | 0.77   | 2    | 2    | 2    | 1    | 1    | 1    | 1    | 1    | 1    |     | 6.37            |
| 6 | DiSt2  |      | 5.60         | 0.63   | 1    | 2    | 0    | 1    | 0    | 1    | 1    | 0    | 0    |     | 6.23            |
| 7 | RoLi4  |      | 4.50         | 1.03   | 2    | 2    | 2    | 2    | 1    | 2    | 2    | 1    | 1    |     | 5.53            |
| 8 | ChLi1  |      | 1.00         | 1.00   | 1    | 3    | 2    | 1    | 1    | 2    | 2    | 0    | 1    |     | 2.00            |
| 9 | ChSp1  |      | 1.00         | 0.90   | 2    | 2    | 0    | 2    | 1    | 1    | 2    | 0    | 1    |     | 1.90            |
|   |  |      | <b>38.90</b> |        |      |      |      |      |      |      |      |      |      |     | <b>45.82</b>    |
|   | <b>Program Components</b>                              |      |              | Factor |      |      |      |      |      |      |      |      |      |     |                 |
|   | Skating Skills   |      |              | 1.20   | 7.25 | 7.75 | 6.75 | 7.00 | 6.75 | 7.00 | 7.50 | 6.25 | 6.50 |     | 6.96            |
|   | Transitions  |      |              | 1.20   | 7.25 | 7.50 | 7.00 | 6.75 | 6.00 | 7.25 | 7.00 | 6.00 | 6.50 |     | 6.82            |
|   | Performance  |      |              | 1.20   | 7.50 | 8.25 | 6.75 | 7.25 | 6.25 | 7.25 | 7.25 | 6.50 | 6.50 |     | 7.00            |
|   | Composition  |      |              | 1.20   | 7.50 | 7.75 | 7.00 | 7.00 | 6.50 | 7.50 | 7.25 | 6.00 | 6.25 |     | 7.00            |
|   | Interpretation of the Music/Timing                     |      |              | 1.20   | 7.25 | 7.75 | 7.00 | 7.00 | 6.50 | 7.50 | 7.50 | 6.50 | 6.25 |     | 7.04            |
|   | <b>Judges Total Program Component Score (factored)</b> |      |              |        |      |      |      |      |      |      |      |      |      |     | <b>41.78</b>    |

|                   |             |
|-------------------|-------------|
| <b>Deductions</b> | <b>0.00</b> |
|-------------------|-------------|

# ISU Four Continents Championships 2018

## ICE DANCE FREE DANCE JUDGES DETAILS PER SKATER

| Rank | Name                            | Nation | Starting Number | Total Segment Score | Total Element Score | Total Program Component Score (factored) |  | Total Deductions |
|------|---------------------------------|--------|-----------------|---------------------|---------------------|--|--|------------------|
| 9    | Misato KOMATSUBARA / Tim KOLETO | JPN    | 5               | 85.73               | 46.09               | 39.64                                    |  | 0.00             |

| #  | Executed Elements | Info | Base Value   | GOE  | J1   | J2   | J3   | J4   | J5   | J6   | J7   | J8   | J9   | Ref | Scores of Panel |
|--|-------------------|------|--------------|------|------|------|------|------|------|------|------|------|------|-----|-----------------|
| 1  | ChSp1             |      | 1.00         | 0.60 | 1    | 1    | 1    | 1    | 0    | 2    | 1    | 0    | 1    |     | 1.60            |
| 2  | SeSt2             |      | 5.60         | 0.94 | 1    | 1    | 1    | 1    | 1    | 1    | 0    | 0    | 1    |     | 6.54            |
| 3  | CuLi4             |      | 4.50         | 0.94 | 2    | 2    | 2    | 1    | 1    | 2    | 2    | 1    | 1    |     | 5.44            |
| 4  | STw4              |      | 6.60         | 0.60 | 1    | 1    | 1    | 1    | 1    | 1    | 1    | 0    | 1    |     | 7.20            |
| 5  | RoLi4             |      | 4.50         | 0.94 | 2    | 2    | 2    | 1    | 2    | 2    | 1    | 1    | 1    |     | 5.44            |
| 6  | CoSp4             |      | 5.60         | 0.69 | 1    | 2    | 1    | 1    | 1    | 1    | 1    | 1    | 2    |     | 6.29            |
| 7  | SiLi4             |      | 4.50         | 0.69 | 1    | 1    | 1    | 1    | 1    | 1    | 1    | 2    | 2    |     | 5.19            |
| 8  | DiSt2             |      | 5.60         | 0.79 | 1    | 1    | 1    | 1    | 0    | 0    | 1    | 0    | 1    |     | 6.39            |
| 9  | ChLi1             |      | 1.00         | 1.00 | 1    | 2    | 1    | 2    | 1    | 2    | 1    | 1    | 2    |     | 2.00            |
|  |                   |      | <b>38.90</b> |      |      |      |      |      |      |      |      |      |      |     | <b>46.09</b>    |
| <b>Program Components</b>                              |                   |      | Factor       |      |      |      |      |      |      |      |      |      |      |     |                 |
| Skating Skills   |                   |      | 1.20         |      | 6.50 | 7.00 | 6.75 | 6.25 | 6.75 | 6.50 | 6.25 | 6.50 | 6.25 |     | 6.50            |
| Transitions  |                   |      | 1.20         |      | 6.50 | 6.75 | 6.50 | 6.00 | 6.50 | 6.75 | 6.00 | 6.25 | 6.25 |     | 6.39            |
| Performance  |                   |      | 1.20         |      | 6.75 | 6.75 | 6.50 | 6.50 | 6.50 | 7.00 | 6.25 | 7.00 | 6.75 |     | 6.68            |
| Composition  |                   |      | 1.20         |      | 7.00 | 7.00 | 6.75 | 6.25 | 6.50 | 7.00 | 6.25 | 6.75 | 7.00 |     | 6.75            |
| Interpretation of the Music/Timing                     |                   |      | 1.20         |      | 7.00 | 6.75 | 6.50 | 6.25 | 6.75 | 6.75 | 6.50 | 7.00 | 6.75 |     | 6.71            |
| <b>Judges Total Program Component Score (factored)</b> |                   |      |              |      |      |      |      |      |      |      |      |      |      |     | <b>39.64</b>    |

| Deductions |  | Total |
|------------|--|-------|
|            |  | 0.00  |

| Rank | Name                             | Nation | Starting Number | Total Segment Score | Total Element Score | Total Program Component Score (factored) |  | Total Deductions |
|------|----------------------------------|--------|-----------------|---------------------|---------------------|--|--|------------------|
| 10   | Haley SALES / Nikolas WAMSTEEKER | CAN    | 9               | 82.27               | 41.91               | 40.36                                    |  | 0.00             |

| #  | Executed Elements | Info | Base Value   | GOE   | J1   | J2   | J3   | J4   | J5   | J6   | J7   | J8   | J9   | Ref | Scores of Panel |
|--|-------------------|------|--------------|-------|------|------|------|------|------|------|------|------|------|-----|-----------------|
| 1  | ChSt2             |      | 5.60         | 0.94  | 1    | 1    | 0    | 1    | 1    | 1    | 1    | 1    | 0    |     | 6.54            |
| 2  | SiLi4             |      | 4.50         | 0.69  | 2    | 2    | 1    | 1    | 1    | 1    | 1    | 1    | 1    |     | 5.19            |
| 3  | ChSp1             |      | 1.00         | 0.70  | 2    | 1    | 1    | 1    | 1    | 1    | 1    | 1    | 1    |     | 1.70            |
| 4  | RoLi4             |      | 4.50         | 1.20  | 2    | 2    | 2    | 2    | 2    | 2    | 2    | 2    | 1    |     | 5.70            |
| 5  | CoSp2             |      | 3.60         | 0.69  | 2    | 1    | 1    | 1    | 2    | 1    | 1    | 1    | 1    |     | 4.29            |
| 6  | STw3              |      | 5.60         | -0.14 | -1   | -1   | 0    | 0    | 0    | -1   | 0    | 0    | 0    |     | 5.46            |
| 7  | DiSt2             |      | 5.60         | 0.63  | 1    | 0    | 0    | 1    | 1    | 1    | 0    | 1    | 0    |     | 6.23            |
| 8  | CuLi4             |      | 4.50         | 0.60  | 1    | 1    | 1    | 1    | 1    | 1    | 1    | 2    | 1    |     | 5.10            |
| 9  | ChLi1             |      | 1.00         | 0.70  | 1    | 1    | 1    | 1    | 1    | 1    | 1    | 1    | 1    |     | 1.70            |
|  |                   |      | <b>35.90</b> |       |      |      |      |      |      |      |      |      |      |     | <b>41.91</b>    |
| <b>Program Components</b>                              |                   |      | Factor       |       |      |      |      |      |      |      |      |      |      |     |                 |
| Skating Skills   |                   |      | 1.20         |       | 6.50 | 6.75 | 6.50 | 6.75 | 7.00 | 6.50 | 7.25 | 7.00 | 6.50 |     | 6.71            |
| Transitions  |                   |      | 1.20         |       | 6.75 | 6.25 | 6.75 | 6.50 | 6.75 | 6.25 | 6.75 | 6.50 | 6.50 |     | 6.57            |
| Performance  |                   |      | 1.20         |       | 6.50 | 6.50 | 7.00 | 6.75 | 7.00 | 6.50 | 7.25 | 7.50 | 6.50 |     | 6.79            |
| Composition  |                   |      | 1.20         |       | 6.75 | 6.50 | 7.00 | 6.75 | 6.75 | 7.00 | 6.75 | 7.25 | 6.75 |     | 6.82            |
| Interpretation of the Music/Timing                     |                   |      | 1.20         |       | 6.50 | 6.25 | 7.00 | 6.75 | 7.00 | 6.50 | 7.00 | 7.25 | 6.50 |     | 6.75            |
| <b>Judges Total Program Component Score (factored)</b> |                   |      |              |       |      |      |      |      |      |      |      |      |      |     | <b>40.36</b>    |

| Deductions                              |  | Total |
|---|--|-------|
| Music requirements violation: (1 of 10) |  | 0.00  |

# ISU Four Continents Championships 2018

## ICE DANCE FREE DANCE JUDGES DETAILS PER SKATER

| Rank   | Name                       | Nation | Starting Number | Total Segment Score | Total Element Score | Total Program Component Score (factored) |      | Total Deductions |      |      |      |      |      |              |                 |
|--|----------------------------|--------|-----------------|---------------------|---------------------|--|------|------------------|------|------|------|------|------|--------------|-----------------|
| 11   | Rikako FUKASE / Aru TATENO | JPN    | 3               | 76.87               | 42.62               | 34.25                                    |      | 0.00             |      |      |      |      |      |              |                 |
| #  | Executed Elements          | Info   | Base Value      | GOE                 | J1                  | J2                                       | J3   | J4               | J5   | J6   | J7   | J8   | J9   | Ref          | Scores of Panel |
| 1  | CoSp4                      |        | 5.60            | 0.69                | 1                   | 1  | 0    | 2                | 1    | 2    | 1    | 1    | 1    |              | 6.29            |
| 2  | CiSt2                      |        | 5.60            | 0.47                | 0                   | 1  | 0    | 0                | 1    | 1    | 1    | 0    | 0    |              | 6.07            |
| 3  | CuLi4                      |        | 4.50            | 0.00                | 0                   | 0  | 0    | 0                | 0    | 0    | 0    | 1    | 0    |              | 4.50            |
| 4  | STw4                       |        | 6.60            | -0.07               | -1                  | -2                                       | 0    | 1                | 0    | 0    | 0    | 0    | 0    |              | 6.53            |
| 5  | ChTw1                      |        | 1.00            | 0.60                | 1                   | 1  | 1    | 1                | 0    | 1    | 1    | 0    | 1    |              | 1.60            |
| 6  | SILi4                      |        | 4.50            | 0.51                | 1                   | 2  | 0    | 1                | 1    | 1    | 0    | 1    | 1    |              | 5.01            |
| 7  | DiSt2                      |        | 5.60            | 0.16                | 0                   | 0  | 0    | 1                | 0    | 0    | 0    | 1    | 0    |              | 5.76            |
| 8  | RoLi4                      |        | 4.50            | 0.86                | 2                   | 2  | 1    | 1                | 2    | 1    | 1    | 2    | 1    |              | 5.36            |
| 9  | ChSp1                      |        | 1.00            | 0.50                | 1                   | 1  | 1    | 1                | 0    | 1    | 0    | 1    | 0    |              | 1.50            |
|  |                            |        | <b>38.90</b>    |                     |                     |  |      |                  |      |      |      |      |      |              | <b>42.62</b>    |
| Program Components                                     |                            |        | Factor          |                     |                     |  |      |                  |      |      |      |      |      |              |                 |
| Skating Skills   |                            |        | 1.20            |                     | 5.75                | 5.50                                     | 4.75 | 5.75             | 6.00 | 5.50 | 5.75 | 6.25 | 5.50 |              | 5.68            |
| Transitions  |                            |        | 1.20            |                     | 5.75                | 5.75                                     | 5.25 | 5.50             | 5.75 | 5.50 | 5.00 | 6.00 | 5.50 |              | 5.57            |
| Performance  |                            |        | 1.20            |                     | 5.50                | 5.25                                     | 5.50 | 5.50             | 6.00 | 5.75 | 5.50 | 6.75 | 5.50 |              | 5.61            |
| Composition  |                            |        | 1.20            |                     | 6.00                | 6.00                                     | 5.75 | 5.75             | 6.25 | 6.00 | 5.25 | 6.50 | 5.75 |              | 5.93            |
| Interpretation of the Music/Timing                     |                            |        | 1.20            |                     | 6.00                | 5.75                                     | 5.00 | 5.75             | 6.25 | 5.50 | 5.25 | 6.75 | 5.75 |              | 5.75            |
| <b>Judges Total Program Component Score (factored)</b> |                            |        |                 |                     |                     |  |      |                  |      |      |      |      |      | <b>34.25</b> |                 |
| Deductions   |                            |        |                 |                     |                     |  |      | 0.00             |      |      |      |      |      |              |                 |
| Rank   | Name                       | Nation | Starting Number | Total Segment Score | Total Element Score | Total Program Component Score (factored) |      | Total Deductions |      |      |      |      |      |              |                 |
| 12   | Linshu SONG / Zhuoming SUN | CHN    | 1               | 72.19               | 38.71               | 33.48                                    |      | 0.00             |      |      |      |      |      |              |                 |
| #  | Executed Elements          | Info   | Base Value      | GOE                 | J1                  | J2                                       | J3   | J4               | J5   | J6   | J7   | J8   | J9   | Ref          | Scores of Panel |
| 1  | StaLi4                     |        | 4.50            | 0.60                | 1                   | 1  | 2    | 1                | 0    | 1    | 1    | 1    | 1    |              | 5.10            |
| 2  | ChSp1                      |        | 1.00            | 0.50                | 1                   | 1  | 1    | 1                | 0    | 1    | 1    | 0    | 0    |              | 1.50            |
| 3  | SeSt2                      |        | 5.60            | 0.47                | 1                   | 1  | 0    | 0                | -1   | 1    | 1    | 0    | 0    |              | 6.07            |
| 4  | CoSp2                      |        | 3.60            | -0.21               | 1                   | -1                                       | 0    | 0                | -1   | 0    | -1   | 0    | -1   |              | 3.39            |
| 5  | SILi4                      |        | 4.50            | 0.34                | 1                   | 0  | 1    | 0                | 0    | 1    | 0    | 1    | 1    |              | 4.84            |
| 6  | STw4                       |        | 6.60            | 0.10                | -1                  | 0  | 1    | 1                | 0    | 0    | 0    | -1   | 1    |              | 6.70            |
| 7  | DiSt2                      |        | 5.60            | 0.00                | -1                  | 0  | 0    | 0                | 0    | 0    | 0    | 0    | 0    |              | 5.60            |
| 8  | RoLi3                      |        | 4.00            | 0.51                | 0                   | 1  | 1    | 1                | 1    | 1    | 1    | 0    | 1    |              | 4.51            |
| 9  | ChTw1                      |        | 1.00            | 0.00                | 0                   | 0  | 0    | 0                | 0    | 0    | 0    | 0    | 0    |              | 1.00            |
|  |                            |        | <b>36.40</b>    |                     |                     |  |      |                  |      |      |      |      |      |              | <b>38.71</b>    |
| Program Components                                     |                            |        | Factor          |                     |                     |  |      |                  |      |      |      |      |      |              |                 |
| Skating Skills   |                            |        | 1.20            |                     | 5.75                | 5.25                                     | 6.25 | 5.75             | 6.00 | 5.25 | 6.00 | 5.50 | 5.75 |              | 5.71            |
| Transitions  |                            |        | 1.20            |                     | 5.50                | 4.75                                     | 5.25 | 5.50             | 5.50 | 4.75 | 5.75 | 5.25 | 5.75 |              | 5.36            |
| Performance  |                            |        | 1.20            |                     | 5.75                | 4.50                                     | 6.50 | 5.75             | 5.75 | 5.00 | 6.00 | 6.00 | 5.50 |              | 5.68            |
| Composition  |                            |        | 1.20            |                     | 5.50                | 4.75                                     | 6.25 | 5.50             | 5.50 | 5.50 | 6.00 | 5.75 | 5.50 |              | 5.61            |
| Interpretation of the Music/Timing                     |                            |        | 1.20            |                     | 5.50                | 5.00                                     | 6.25 | 5.75             | 5.75 | 5.00 | 5.75 | 5.50 | 5.50 |              | 5.54            |
| <b>Judges Total Program Component Score (factored)</b> |                            |        |                 |                     |                     |  |      |                  |      |      |      |      |      | <b>33.48</b> |                 |
| Deductions   |                            |        |                 |                     |                     |  |      | 0.00             |      |      |      |      |      |              |                 |
| Violation of choreography restrictions:                |                            |        |                 |                     |                     |  |      | (1 of 10)        |      |      |      |      |      |              |                 |

# ISU Four Continents Championships 2018

## ICE DANCE FREE DANCE JUDGES DETAILS PER SKATER

| Rank | Name                           | Nation | Starting Number | Total Segment Score | Total Element Score | Total Program Component Score (factored) | Total Deductions |
|------|--------------------------------|--------|-----------------|---------------------|---------------------|--|------------------|
| 13   | Chantelle KERRY / Andrew DODDS | AUS    | 2               | 70.20               | 38.66               | 31.54                                    | 0.00             |

| # | Executed Elements                                      | Info | Base Value   | GOE    | J1   | J2   | J3   | J4   | J5   | J6   | J7   | J8   | J9   | Ref | Scores of Panel |
|---|--|------|--------------|--------|------|------|------|------|------|------|------|------|------|-----|-----------------|
| 1 | StLi4  |      | 4.50         | 0.34   | 1    | 0    | 1    | 1    | 0    | 0    | 0    | 1    | 1    |     | 4.84            |
| 2 | CuLi4  |      | 4.50         | 0.51   | 1    | 1    | 1    | 1    | 0    | 1    | 1    | 1    | 0    |     | 5.01            |
| 3 | CoSp3  |      | 4.60         | 0.01   | 0    | 1    | -1   | 1    | 0    | -1   | 0    | 0    | 0    |     | 4.61            |
| 4 | CiSt2  |      | 5.60         | 0.00   | 0    | 1    | 0    | 0    | -1   | 0    | 0    | 0    | 0    |     | 5.60            |
| 5 | SiLi4  |      | 4.50         | 0.60   | 1    | 1    | 1    | 1    | 1    | 1    | 1    | 1    | 1    |     | 5.10            |
| 6 | DiSt1  |      | 4.10         | 0.00   | 1    | 0    | -1   | 0    | 0    | 0    | 0    | 0    | 0    |     | 4.10            |
| 7 | STw4   |      | 6.60         | -0.20  | -1   | -1   | 1    | -1   | 0    | -1   | 1    | -1   | 0    |     | 6.40            |
| 8 | ChTw1  |      | 1.00         | 0.60   | 1    | 1    | 1    | 1    | 1    | 1    | 1    | 0    | 0    |     | 1.60            |
| 9 | ChLi1  |      | 1.00         | 0.40   | 1    | 1    | 1    | 1    | 0    | 0    | 1    | 0    | 0    |     | 1.40            |
|   |  |      | <b>36.40</b> |        |      |      |      |      |      |      |      |      |      |     | <b>38.66</b>    |
|   | <b>Program Components</b>                              |      |              | Factor |      |      |      |      |      |      |      |      |      |     |                 |
|   | Skating Skills   |      |              | 1.20   | 5.25 | 5.75 | 5.75 | 4.75 | 5.25 | 5.00 | 5.50 | 5.75 | 5.00 |     | 5.36            |
|   | Transitions  |      |              | 1.20   | 5.25 | 5.00 | 5.75 | 4.50 | 5.00 | 4.75 | 5.00 | 5.25 | 5.00 |     | 5.04            |
|   | Performance  |      |              | 1.20   | 5.25 | 4.50 | 5.50 | 5.00 | 5.25 | 5.00 | 5.50 | 6.00 | 5.00 |     | 5.21            |
|   | Composition  |      |              | 1.20   | 5.00 | 5.25 | 6.25 | 4.50 | 5.00 | 5.25 | 5.50 | 6.25 | 5.25 |     | 5.36            |
|   | Interpretation of the Music/Timing                     |      |              | 1.20   | 5.50 | 5.25 | 5.75 | 4.75 | 5.25 | 4.50 | 5.75 | 5.75 | 5.00 |     | 5.32            |
|   | <b>Judges Total Program Component Score (factored)</b> |      |              |        |      |      |      |      |      |      |      |      |      |     | <b>31.54</b>    |

| Deductions                    |           | Total Deductions |
|-------------------------------|-----------|------------------|
| Music requirements violation: | (3 of 10) | 0.00             |

| Rank | Name                             | Nation | Starting Number | Total Segment Score | Total Element Score | Total Program Component Score (factored) | Total Deductions |
|------|----------------------------------|--------|-----------------|---------------------|---------------------|--|------------------|
| 14   | Matilda FRIEND / William BADAOU1 | AUS    | 4               | 58.96               | 32.23               | 27.73                                    | 1.00             |

| # | Executed Elements                                      | Info | Base Value   | GOE    | J1   | J2   | J3   | J4   | J5   | J6   | J7   | J8   | J9   | Ref | Scores of Panel |
|---|--|------|--------------|--------|------|------|------|------|------|------|------|------|------|-----|-----------------|
| 1 | STw1   |      | 3.10         | -0.27  | -2   | 1    | -1   | 0    | 0    | -1   | -1   | -2   | -1   |     | 2.83            |
| 2 | SiLi4  |      | 4.50         | 0.09   | 1    | 0    | 0    | 0    | -1   | 0    | 1    | 0    | 0    |     | 4.59            |
| 3 | CiSt1  |      | 4.10         | -0.14  | 0    | -1   | 0    | 0    | -1   | 0    | 0    | 0    | -2   |     | 3.96            |
| 4 | CoSp4  |      | 5.60         | -0.14  | 0    | 0    | 0    | 1    | -1   | -1   | 0    | 0    | -1   |     | 5.46            |
| 5 | CuLi4  |      | 4.50         | 0.34   | 1    | 1    | 2    | 0    | 0    | 1    | 1    | 0    | 0    |     | 4.84            |
| 6 | DiSt1  |      | 4.10         | -0.21  | 0    | -1   | 0    | 0    | -1   | -1   | 0    | 0    | -1   |     | 3.89            |
| 7 | RoLi4  | >    | 4.50         | -0.14  | -1   | 1    | 0    | 0    | 0    | -1   | -1   | 0    | 0    |     | 4.36            |
| 8 | ChLi1  |      | 1.00         | 0.00   | 0    | 0    | 0    | 1    | 0    | -1   | 0    | 0    | 0    |     | 1.00            |
| 9 | ChSp1  |      | 1.00         | 0.30   | 1    | 1    | 1    | 1    | 0    | -1   | 0    | 0    | 0    |     | 1.30            |
|   |  |      | <b>32.40</b> |        |      |      |      |      |      |      |      |      |      |     | <b>32.23</b>    |
|   | <b>Program Components</b>                              |      |              | Factor |      |      |      |      |      |      |      |      |      |     |                 |
|   | Skating Skills   |      |              | 1.20   | 4.75 | 4.00 | 5.25 | 4.25 | 4.50 | 4.50 | 4.75 | 4.75 | 4.50 |     | 4.57            |
|   | Transitions  |      |              | 1.20   | 4.75 | 4.00 | 5.00 | 4.00 | 4.00 | 4.25 | 4.75 | 4.25 | 4.25 |     | 4.32            |
|   | Performance  |      |              | 1.20   | 4.50 | 3.50 | 5.50 | 4.50 | 4.25 | 5.00 | 5.00 | 5.00 | 4.50 |     | 4.68            |
|   | Composition  |      |              | 1.20   | 5.00 | 4.25 | 5.25 | 4.25 | 4.25 | 5.00 | 5.50 | 4.75 | 5.00 |     | 4.79            |
|   | Interpretation of the Music/Timing                     |      |              | 1.20   | 4.75 | 3.75 | 5.50 | 4.50 | 4.25 | 4.75 | 5.50 | 4.50 | 5.00 |     | 4.75            |
|   | <b>Judges Total Program Component Score (factored)</b> |      |              |        |      |      |      |      |      |      |      |      |      |     | <b>27.73</b>    |

| Deductions                              |           | Total Deductions |
|---|-----------|------------------|
| Music requirements violation:           | (3 of 10) | -1.00            |
| Violation of choreography restrictions: | (3 of 10) |                  |
| Extended Dance Lift:                    | -1.00     |                  |

> Extended Dance Lift

# ISU Four Continents Championships 2018

## PAIRS

|                     |                            |                               |
|---------------------|----------------------------|-------------------------------|
| <b>Taipei Arena</b> | 24 Jan 2018<br>26 Jan 2018 | Short Program<br>Free Skating |
|---------------------|----------------------------|-------------------------------|

|                        |   |           |
|------------------------|---|-----------|
| Size of Skating Area   | : | 30m*60m   |
| Ice Conditions         | : | very good |
| Number of Entries      | : | 11        |
| Number of Participants | : | 11        |

|                 |   |  |
|-----------------|---|--|
| Entry Withdrawn | : |  |
|-----------------|---|--|

|                                  |                             |      |             |
|----------------------------------|-----------------------------|------|-------------|
| <b>Short Program</b>             |                             |      |             |
| Duration                         | :                           | 2:40 | + - 10 Sec. |
| Segment Factor                   | :                           | 1.00 |             |
| <b>Program Component Factors</b> |                             |      |             |
|                                  | Skating Skills              |      | 0.80        |
|                                  | Transitions                 |      | 0.80        |
|                                  | Performance                 |      | 0.80        |
|                                  | Composition                 |      | 0.80        |
|                                  | Interpretation of the Music |      | 0.80        |

|                                   |                             |      |             |
|-----------------------------------|-----------------------------|------|-------------|
| <b>Free Skating</b>               |                             |      |             |
| Duration                          | :                           | 4:30 | + - 10 Sec. |
| Segment Factor                    | :                           | 1.00 |             |
| <b>Program Components Factors</b> |                             |      |             |
|                                   | Skating Skills              |      | 1.60        |
|                                   | Transitions                 |      | 1.60        |
|                                   | Performance                 |      | 1.60        |
|                                   | Composition                 |      | 1.60        |
|                                   | Interpretation of the Music |      | 1.60        |

# ISU Four Continents Championships 2018

## PANEL OF JUDGES

### PAIRS - SHORT PROGRAM

#### Officials

|                                       |                    |     |
|---------------------------------------|--------------------|-----|
| <b>Technical Controller</b>           | Ms. Deborah NOYES  | ISU |
| <b>Technical Specialist</b>           | Mr. Igor BICH      | ISU |
| <b>Assistant Technical Specialist</b> | Ms. Whitney GAYNOR | ISU |

#### Judges

|                   |                             |     |
|-------------------|-----------------------------|-----|
| <b>Referee</b>    | Ms. Janice HUNTER           | ISU |
| <b>Judge No.1</b> | Mr. Feng HUANG              | ISU |
| <b>Judge No.2</b> | Ms. Ariadna MORONES NEGRETE | ISU |
| <b>Judge No.3</b> | Mr. Doug WILLIAMS           | ISU |
| <b>Judge No.4</b> | Ms. Anja RIST               | ISU |
| <b>Judge No.5</b> | Ms. Mami MAEDA              | ISU |
| <b>Judge No.6</b> | Ms. Andrea DERBY            | ISU |
| <b>Judge No.7</b> | Ms. Susan PETRICEVIC        | ISU |
| <b>Judge No.8</b> | Ms. Sung Hee KOH            | ISU |
| <b>Judge No.9</b> | Ms. Rebecca ANDREW          | ISU |

#### Data/Replay Operator

|                        |                      |     |
|------------------------|----------------------|-----|
| <b>Data Operator</b>   | Ms. Ranko HIRAI      | ISU |
| <b>Replay Operator</b> | Mr. Martin PAULMICHL | ISU |

# ISU Four Continents Championships 2018

## PANEL OF JUDGES

### PAIRS - FREE SKATING

#### Officials

|                                       |                    |     |
|---------------------------------------|--------------------|-----|
| <b>Technical Controller</b>           | Ms. Deborah NOYES  | ISU |
| <b>Technical Specialist</b>           | Mr. Igor BICH      | ISU |
| <b>Assistant Technical Specialist</b> | Ms. Whitney GAYNOR | ISU |

#### Judges

|                   |                             |     |
|-------------------|-----------------------------|-----|
| <b>Referee</b>    | Ms. Janice HUNTER           | ISU |
| <b>Judge No.1</b> | Ms. Sung Hee KOH            | ISU |
| <b>Judge No.2</b> | Ms. Mami MAEDA              | ISU |
| <b>Judge No.3</b> | Mr. Feng HUANG              | ISU |
| <b>Judge No.4</b> | Mr. Doug WILLIAMS           | ISU |
| <b>Judge No.5</b> | Ms. Ariadna MORONES NEGRETE | ISU |
| <b>Judge No.6</b> | Ms. Anja RIST               | ISU |
| <b>Judge No.7</b> | Ms. Rebecca ANDREW          | ISU |
| <b>Judge No.8</b> | Ms. Andrea DERBY            | ISU |
| <b>Judge No.9</b> | Ms. Susan PETRICEVIC        | ISU |

#### Data/Replay Operator

|                        |                      |     |
|------------------------|----------------------|-----|
| <b>Data Operator</b>   | Ms. Ranko HIRAI      | ISU |
| <b>Replay Operator</b> | Mr. Martin PAULMICHL | ISU |

## Podium Pairs



### 1st place

Tarah KAYNE / Danny O'SHEA  
USA

### 2nd place

Ashley CAIN / Timothy LEDUC  
USA

### 3rd place

Tae Ok RYOM / Ju Sik KIM  
PRK

Official ISU Sponsors

acom Canon CITIZEN

CELLIER  
DES  
DAUPHINS

GUINOT  
INSTITUT • PARIS

ヒト・コミュニケーションズ

19480682187  
Japanet

KINOSHITA GROUP



KOSÉ

MARY COHR  
PARIS



# ISU Four Continents Championships 2018

## RESULTS

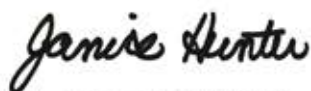
### PAIRS FINAL RESULT

| Pl. | Name                                       | Nation | Total Score | SP | FS |
|-----|--|--------|-------------|----|----|
| 1   | Tarah KAYNE / Danny O'SHEA                 | USA    | 194.42      | 3  | 1  |
| 2   | Ashley CAIN / Timothy LEDUC                | USA    | 190.61      | 1  | 2  |
| 3   | Tae Ok RYOM / Ju Sik KIM                   | PRK    | 184.98      | 4  | 3  |
| 4   | Liubov ILYUSHECHKINA / Dylan MOSCOVITCH    | CAN    | 179.00      | 5  | 5  |
| 5   | Deanna STELLATO / Nathan BARTHOLOMAY       | USA    | 178.38      | 6  | 4  |
| 6   | Ekaterina ALEXANDROVSKAYA / Harley WINDSOR | AUS    | 178.10      | 2  | 6  |
| 7   | Camille RUEST / Andrew WOLFE               | CAN    | 159.73      | 9  | 7  |
| 8   | Miu SUZAKI / Ryuichi KIHARA                | JPN    | 157.27      | 7  | 8  |
| 9   | Sydney KOLODZIEJ / Maxime DESCHAMPS        | CAN    | 153.57      | 8  | 9  |
| 10  | Riku MIURA / Shoya ICHIHASHI               | JPN    | 126.19      | 10 | 10 |

Withdrawn

Kyueun KIM / Alex Kang Chan KAM

KOR



Ms. Janice HUNTER ISU

Referee

Printed: 26/01/2018 14:03:10



Ms. Deborah NOYES ISU

Technical Controller

# ISU Four Continents Championships 2018

## RESULTS

### PAIRS SHORT PROGRAM

| Pl. | Name                                       | Nation | Total Segment Score |
|-----|--|--------|---------------------|
| 1   | Ashley CAIN / Timothy LEDUC                | USA    | 66.76               |
| 2   | Ekaterina ALEXANDROVSKAYA / Harley WINDSOR | AUS    | 66.45               |
| 3   | Tarah KAYNE / Danny O'SHEA                 | USA    | 65.74               |
| 4   | Tae Ok RYOM / Ju Sik KIM                   | PRK    | 65.25               |
| 5   | Liubov ILYUSHECHKINA / Dylan MOSCOVITCH    | CAN    | 64.50               |
| 6   | Deanna STELLATO / Nathan BARTHOLOMAY       | USA    | 60.93               |
| 7   | Miu SUZAKI / Ryuichi KIHARA                | JPN    | 56.95               |
| 8   | Sydney KOLODZIEJ / Maxime DESCHAMPS        | CAN    | 56.18               |
| 9   | Camille RUEST / Andrew WOLFE               | CAN    | 54.70               |
| 10  | Riku MIURA / Shoya ICHIHASHI               | JPN    | 44.25               |

Printed: 24/01/2018 14:27:59

# ISU Four Continents Championships 2018

## PAIRS SHORT PROGRAM JUDGES DETAILS PER SKATER

| Rank | Name                        | Nation | Starting Number | Total Segment Score | Total Element Score | Program Score (factored) | Component Score (factored) | Total Deductions |
|------|-----------------------------|--------|-----------------|---------------------|---------------------|--------------------------|----------------------------|------------------|
| 1    | Ashley CAIN / Timothy LEDUC | USA    | 8               | 66.76               | 37.36               |                          | 29.40                      | 0.00             |

| # | Executed Elements                                      | Info | Base Value   | GOE    | J1   | J2   | J3   | J4   | J5   | J6   | J7   | J8   | J9   | Ref | Scores of Panel |
|---|--|------|--------------|--------|------|------|------|------|------|------|------|------|------|-----|-----------------|
| 1 | 3Tw3   |      | 6.20         | 0.40   | 1    | 0    | 0    | 1    | 1    | 1    | 0    | 0    | 1    |     | 6.60            |
| 2 | 3LzTh  |      | 5.50         | 0.70   | 1    | 2    | -1   | 2    | 1    | 1    | 1    | 0    | 1    |     | 6.20            |
| 3 | 3Lo  |      | 5.10         | 0.80   | 1    | 1    | -1   | 2    | 1    | 1    | 1    | 1    | 2    |     | 5.90            |
| 4 | 3Li4   |      | 4.50         | 0.50   | 1    | 1    | -1   | 1    | 1    | 2    | 1    | 1    | 1    |     | 5.00            |
| 5 | PCoSp4   |      | 4.50         | 0.36   | 1    | 1    | 0    | 1    | 0    | 1    | 0    | 1    | 1    |     | 4.86            |
| 6 | StSq4  |      | 3.90         | 1.20   | 2    | 2    | 3    | 2    | 2    | 2    | 1    | 1    | 1    |     | 5.10            |
| 7 | FIDs3  |      | 3.20         | 0.50   | 1    | 0    | 2    | 1    | 0    | 1    | 0    | 0    | 2    |     | 3.70            |
|   |  |      | <b>32.90</b> |        |      |      |      |      |      |      |      |      |      |     | <b>37.36</b>    |
|   | <b>Program Components</b>                              |      |              | Factor |      |      |      |      |      |      |      |      |      |     |                 |
|   | Skating Skills   |      |              | 0.80   | 7.25 | 7.25 | 7.50 | 7.50 | 7.25 | 8.00 | 7.00 | 7.00 | 7.25 |     | 7.29            |
|   | Transitions  |      |              | 0.80   | 7.00 | 7.25 | 7.50 | 7.50 | 7.00 | 8.25 | 7.25 | 6.75 | 7.50 |     | 7.29            |
|   | Performance  |      |              | 0.80   | 7.50 | 7.25 | 7.75 | 7.75 | 7.50 | 8.50 | 7.00 | 7.25 | 7.50 |     | 7.50            |
|   | Composition  |      |              | 0.80   | 7.00 | 7.00 | 7.25 | 7.50 | 7.50 | 8.25 | 7.00 | 7.00 | 7.25 |     | 7.21            |
|   | Interpretation of the Music                            |      |              | 0.80   | 7.25 | 7.50 | 7.50 | 7.75 | 7.50 | 8.25 | 7.25 | 7.25 | 7.50 |     | 7.46            |
|   | <b>Judges Total Program Component Score (factored)</b> |      |              |        |      |      |      |      |      |      |      |      |      |     | <b>29.40</b>    |

|                   |             |
|-------------------|-------------|
| <b>Deductions</b> | <b>0.00</b> |
|-------------------|-------------|

| Rank | Name                                       | Nation | Starting Number | Total Segment Score | Total Element Score | Program Score (factored) | Component Score (factored) | Total Deductions |
|------|--|--------|-----------------|---------------------|---------------------|--------------------------|----------------------------|------------------|
| 2    | Ekaterina ALEXANDROVSKAYA / Harley WINDSOR | AUS    | 9               | 66.45               | 38.36               |                          | 28.09                      | 0.00             |

| # | Executed Elements                                      | Info | Base Value   | GOE    | J1   | J2   | J3   | J4   | J5   | J6   | J7   | J8   | J9   | Ref | Scores of Panel |
|---|--|------|--------------|--------|------|------|------|------|------|------|------|------|------|-----|-----------------|
| 1 | 3Tw4   |      | 6.60         | 1.30   | 1    | 3    | 2    | 2    | 1    | 3    | 2    | 1    | 2    |     | 7.90            |
| 2 | 3T   |      | 4.30         | 1.10   | 2    | 1    | 2    | 2    | 1    | 2    | 2    | 1    | 1    |     | 5.40            |
| 3 | 3Li4   |      | 4.50         | 0.43   | 1    | 1    | 0    | 1    | 1    | 0    | 1    | 1    | 1    |     | 4.93            |
| 4 | 3FTh   |      | 5.50         | 1.00   | 1    | 2    | 1    | 2    | 1    | 2    | 1    | 1    | 2    |     | 6.50            |
| 5 | StSq4  |      | 3.90         | 0.50   | 1    | 2    | 0    | 1    | 1    | 0    | 0    | 1    | 1    |     | 4.40            |
| 6 | FIDs4  |      | 3.50         | 0.80   | 2    | 1    | 2    | 1    | 1    | 1    | 0    | 1    | 1    |     | 4.30            |
| 7 | PCoSp4   |      | 4.50         | 0.43   | 1    | 0    | 2    | 1    | 1    | 1    | 0    | 1    | 1    |     | 4.93            |
|   |  |      | <b>32.80</b> |        |      |      |      |      |      |      |      |      |      |     | <b>38.36</b>    |
|   | <b>Program Components</b>                              |      |              | Factor |      |      |      |      |      |      |      |      |      |     |                 |
|   | Skating Skills   |      |              | 0.80   | 7.00 | 7.00 | 6.50 | 8.00 | 7.00 | 7.50 | 6.75 | 7.00 | 7.50 |     | 7.11            |
|   | Transitions  |      |              | 0.80   | 6.75 | 7.25 | 7.00 | 7.00 | 6.50 | 7.25 | 6.50 | 6.75 | 7.00 |     | 6.89            |
|   | Performance  |      |              | 0.80   | 7.25 | 7.50 | 6.50 | 7.50 | 7.50 | 6.75 | 7.00 | 7.00 | 7.25 |     | 7.18            |
|   | Composition  |      |              | 0.80   | 7.00 | 7.00 | 7.50 | 7.25 | 7.25 | 7.00 | 7.00 | 7.00 | 7.00 |     | 7.07            |
|   | Interpretation of the Music                            |      |              | 0.80   | 6.75 | 7.00 | 6.75 | 7.50 | 7.00 | 6.75 | 6.50 | 7.00 | 6.75 |     | 6.86            |
|   | <b>Judges Total Program Component Score (factored)</b> |      |              |        |      |      |      |      |      |      |      |      |      |     | <b>28.09</b>    |

|                   |             |
|-------------------|-------------|
| <b>Deductions</b> | <b>0.00</b> |
|-------------------|-------------|

# ISU Four Continents Championships 2018

## PAIRS SHORT PROGRAM JUDGES DETAILS PER SKATER

| Rank | Name                       | Nation | Starting Number | Total Segment Score | Total Element Score | Program Score (factored) | Total Component Score (factored) | Total Deductions |
|------|----------------------------|--------|-----------------|---------------------|---------------------|--------------------------|----------------------------------|------------------|
| 3    | Tarah KAYNE / Danny O'SHEA | USA    | 10              | 65.74               | 35.71               |                          | 30.03                            | 0.00             |

| # | Executed Elements                                      | Info | Base Value   | GOE    | J1   | J2   | J3   | J4   | J5   | J6   | J7   | J8   | J9   | Ref | Scores of Panel |
|---|--|------|--------------|--------|------|------|------|------|------|------|------|------|------|-----|-----------------|
| 1 | 3Tw3   |      | 6.20         | 0.30   | 0    | 1    | 0    | 0    | -1   | 0    | 1    | 1    | 1    |     | 6.50            |
| 2 | 3S   |      | 4.40         | 0.10   | 0    | 1    | 0    | 1    | 0    | 0    | 0    | 0    | 0    |     | 4.50            |
| 3 | 3STh   |      | 4.50         | 0.90   | 1    | 1    | 2    | 1    | 1    | 1    | 2    | 1    | 2    |     | 5.40            |
| 4 | PCoSp4   |      | 4.50         | 0.64   | 2    | 1    | 3    | 1    | 1    | 1    | 2    | 1    | 1    |     | 5.14            |
| 5 | StSq3  |      | 3.30         | 0.64   | 1    | 2    | 2    | 1    | 0    | 2    | 1    | 1    | 1    |     | 3.94            |
| 6 | 3Li4   |      | 4.50         | 0.93   | 2    | 2    | 3    | 2    | 0    | 2    | 2    | 1    | 2    |     | 5.43            |
| 7 | FiDs4  |      | 3.50         | 1.30   | 2    | 3    | 3    | 1    | 1    | 2    | 1    | 2    | 2    |     | 4.80            |
|   |  |      | <b>30.90</b> |        |      |      |      |      |      |      |      |      |      |     | <b>35.71</b>    |
|   | <b>Program Components</b>                              |      |              | Factor |      |      |      |      |      |      |      |      |      |     |                 |
|   | Skating Skills   |      |              | 0.80   | 7.50 | 7.50 | 7.75 | 7.25 | 6.75 | 8.25 | 7.50 | 7.00 | 7.25 |     | 7.39            |
|   | Transitions  |      |              | 0.80   | 7.75 | 7.25 | 7.50 | 7.00 | 6.50 | 8.50 | 7.75 | 6.75 | 7.75 |     | 7.39            |
|   | Performance  |      |              | 0.80   | 7.50 | 7.50 | 8.50 | 7.50 | 7.25 | 8.25 | 7.50 | 7.25 | 7.75 |     | 7.61            |
|   | Composition  |      |              | 0.80   | 7.75 | 7.50 | 8.75 | 7.25 | 7.25 | 8.75 | 7.25 | 7.00 | 7.50 |     | 7.61            |
|   | Interpretation of the Music                            |      |              | 0.80   | 7.50 | 7.75 | 8.00 | 7.25 | 7.25 | 8.50 | 7.50 | 7.25 | 7.50 |     | 7.54            |
|   | <b>Judges Total Program Component Score (factored)</b> |      |              |        |      |      |      |      |      |      |      |      |      |     | <b>30.03</b>    |

|                   |             |
|-------------------|-------------|
| <b>Deductions</b> | <b>0.00</b> |
|-------------------|-------------|

| Rank | Name                     | Nation | Starting Number | Total Segment Score | Total Element Score | Program Score (factored) | Total Component Score (factored) | Total Deductions |
|------|--------------------------|--------|-----------------|---------------------|---------------------|--------------------------|----------------------------------|------------------|
| 4    | Tae Ok RYOM / Ju Sik KIM | PRK    | 7               | 65.25               | 35.97               |                          | 29.28                            | 0.00             |

| # | Executed Elements                                      | Info | Base Value   | GOE    | J1   | J2   | J3   | J4   | J5   | J6   | J7   | J8   | J9   | Ref | Scores of Panel |
|---|--|------|--------------|--------|------|------|------|------|------|------|------|------|------|-----|-----------------|
| 1 | 3Tw2   |      | 5.80         | 1.40   | 2    | 2    | 2    | 2    | 1    | 2    | 2    | 2    | 2    |     | 7.20            |
| 2 | 3T   |      | 4.30         | 1.00   | 2    | 1    | 2    | 2    | 1    | 1    | 2    | 1    | 1    |     | 5.30            |
| 3 | 3LoTh  |      | 5.00         | 0.90   | 2    | 1    | 2    | 2    | 0    | 1    | 1    | 1    | 1    |     | 5.90            |
| 4 | PCoSp4   |      | 4.50         | 0.57   | 1    | 1    | 2    | 1    | 1    | 2    | 1    | 1    | 1    |     | 5.07            |
| 5 | 3Li4   |      | 4.50         | 0.79   | 2    | 2    | 1    | 2    | 1    | 2    | 1    | 1    | 2    |     | 5.29            |
| 6 | StSq2  |      | 2.60         | 0.71   | 1    | 2    | 3    | 1    | 1    | 2    | 1    | 1    | 2    |     | 3.31            |
| 7 | FiDs3  |      | 3.20         | 0.70   | 1    | 0    | 3    | 2    | 0    | 1    | 1    | 1    | 1    |     | 3.90            |
|   |  |      | <b>29.90</b> |        |      |      |      |      |      |      |      |      |      |     | <b>35.97</b>    |
|   | <b>Program Components</b>                              |      |              | Factor |      |      |      |      |      |      |      |      |      |     |                 |
|   | Skating Skills   |      |              | 0.80   | 7.50 | 7.00 | 7.75 | 7.75 | 7.25 | 8.00 | 7.25 | 7.25 | 7.25 |     | 7.43            |
|   | Transitions  |      |              | 0.80   | 6.75 | 7.00 | 6.75 | 7.25 | 6.75 | 7.50 | 6.75 | 7.00 | 7.00 |     | 6.93            |
|   | Performance  |      |              | 0.80   | 7.25 | 7.50 | 8.00 | 7.75 | 7.50 | 8.25 | 7.00 | 7.25 | 7.50 |     | 7.54            |
|   | Composition  |      |              | 0.80   | 6.50 | 7.25 | 7.75 | 7.50 | 7.00 | 7.75 | 7.00 | 7.25 | 7.25 |     | 7.29            |
|   | Interpretation of the Music                            |      |              | 0.80   | 6.75 | 7.50 | 8.25 | 7.75 | 7.25 | 8.00 | 6.75 | 7.25 | 7.50 |     | 7.43            |
|   | <b>Judges Total Program Component Score (factored)</b> |      |              |        |      |      |      |      |      |      |      |      |      |     | <b>29.28</b>    |

|                   |             |
|-------------------|-------------|
| <b>Deductions</b> | <b>0.00</b> |
|-------------------|-------------|

# ISU Four Continents Championships 2018

## PAIRS SHORT PROGRAM JUDGES DETAILS PER SKATER

| Rank | Name                                    | Nation | Starting Number | Total Segment Score | Total Element Score | Program Score (factored) | Total Component Score (factored) | Total Deductions |
|------|---|--------|-----------------|---------------------|---------------------|--------------------------|----------------------------------|------------------|
| 5    | Liubov ILYUSHECHKINA / Dylan MOSCOVITCH | CAN    | 11              | 64.50               | 33.44               |                          | 31.06                            | 0.00             |

| # | Executed Elements                                      | Info | Base Value   | GOE    | J1   | J2   | J3   | J4   | J5   | J6   | J7   | J8   | J9   | Ref | Scores of Panel |
|---|--|------|--------------|--------|------|------|------|------|------|------|------|------|------|-----|-----------------|
| 1 | 3Tw2   |      | 5.80         | 1.40   | 2    | 2    | 2    | 2    | 1    | 2    | 2    | 2    | 2    |     | 7.20            |
| 2 | 2T   |      | 1.30         | -0.46  | -2   | -2   | -3   | -2   | -2   | -2   | -3   | -2   | -3   |     | 0.84            |
| 3 | 3LzTh  |      | 5.50         | 1.10   | 2    | 3    | 1    | 1    | 1    | 2    | 2    | 0    | 2    |     | 6.60            |
| 4 | FIDs4  |      | 3.50         | 1.50   | 2    | 3    | 2    | 2    | 2    | 3    | 2    | 2    | 2    |     | 5.00            |
| 5 | 3Li3   |      | 4.00         | 0.64   | 2    | 1    | -1   | 0    | 2    | 2    | 1    | 2    | 1    |     | 4.64            |
| 6 | PCoSp4   |      | 4.50         | 0.57   | 1    | 2    | 1    | 1    | 1    | 2    | 1    | 1    | 1    |     | 5.07            |
| 7 | StSq3  |      | 3.30         | 0.79   | 2    | 2    | 1    | 1    | 2    | 2    | 0    | 1    | 2    |     | 4.09            |
|   |  |      | <b>27.90</b> |        |      |      |      |      |      |      |      |      |      |     | <b>33.44</b>    |
|   | <b>Program Components</b>                              |      |              | Factor |      |      |      |      |      |      |      |      |      |     |                 |
|   | Skating Skills   |      |              | 0.80   | 8.00 | 7.50 | 7.25 | 7.50 | 7.50 | 8.00 | 8.00 | 7.75 | 8.25 |     | 7.75            |
|   | Transitions  |      |              | 0.80   | 7.75 | 7.75 | 7.50 | 7.25 | 7.25 | 8.50 | 7.75 | 7.50 | 7.75 |     | 7.61            |
|   | Performance  |      |              | 0.80   | 7.75 | 7.25 | 8.00 | 7.25 | 7.50 | 8.75 | 7.75 | 7.75 | 8.00 |     | 7.71            |
|   | Composition  |      |              | 0.80   | 8.25 | 8.00 | 8.25 | 7.50 | 7.75 | 8.75 | 8.00 | 7.75 | 8.00 |     | 8.00            |
|   | Interpretation of the Music                            |      |              | 0.80   | 8.00 | 8.00 | 7.25 | 7.25 | 7.75 | 8.50 | 7.75 | 7.75 | 7.75 |     | 7.75            |
|   | <b>Judges Total Program Component Score (factored)</b> |      |              |        |      |      |      |      |      |      |      |      |      |     | <b>31.06</b>    |

|                   |             |
|-------------------|-------------|
| <b>Deductions</b> | <b>0.00</b> |
|-------------------|-------------|

| Rank | Name                                 | Nation | Starting Number | Total Segment Score | Total Element Score | Program Score (factored) | Total Component Score (factored) | Total Deductions |
|------|--------------------------------------|--------|-----------------|---------------------|---------------------|--------------------------|----------------------------------|------------------|
| 6    | Deanna STELLATO / Nathan BARTHOLOMAY | USA    | 2               | 60.93               | 34.15               |                          | 26.78                            | 0.00             |

| # | Executed Elements                                      | Info | Base Value   | GOE    | J1   | J2   | J3   | J4   | J5   | J6   | J7   | J8   | J9   | Ref | Scores of Panel |
|---|--|------|--------------|--------|------|------|------|------|------|------|------|------|------|-----|-----------------|
| 1 | 3Tw3   |      | 6.20         | 0.70   | 1    | 1    | 2    | 1    | 0    | 2    | 1    | 0    | 1    |     | 6.90            |
| 2 | 3T   |      | 4.30         | 0.40   | 1    | 1    | 0    | 1    | 0    | 1    | 1    | 0    | 0    |     | 4.70            |
| 3 | 3LoTh  |      | 5.00         | -1.30  | -2   | -2   | -2   | -1   | -1   | -2   | -2   | -2   | -3   |     | 3.70            |
| 4 | FIDs3  |      | 3.20         | 0.70   | 1    | 1    | 1    | 1    | 1    | 1    | 2    | 1    | 0    |     | 3.90            |
| 5 | StSq4  |      | 3.90         | 0.70   | 1    | 2    | 1    | 1    | 0    | 1    | 1    | 1    | 1    |     | 4.60            |
| 6 | 3Li4   |      | 4.50         | 0.64   | 2    | 2    | -1   | 1    | 0    | 2    | 2    | 1    | 1    |     | 5.14            |
| 7 | PCoSp4   |      | 4.50         | 0.71   | 2    | 1    | 2    | 1    | 1    | 2    | 2    | 1    | 1    |     | 5.21            |
|   |  |      | <b>31.60</b> |        |      |      |      |      |      |      |      |      |      |     | <b>34.15</b>    |
|   | <b>Program Components</b>                              |      |              | Factor |      |      |      |      |      |      |      |      |      |     |                 |
|   | Skating Skills   |      |              | 0.80   | 6.75 | 7.00 | 6.00 | 6.25 | 6.25 | 7.00 | 7.00 | 6.75 | 6.25 |     | 6.61            |
|   | Transitions  |      |              | 0.80   | 6.75 | 6.75 | 5.75 | 6.00 | 6.00 | 7.50 | 7.25 | 6.50 | 6.25 |     | 6.50            |
|   | Performance  |      |              | 0.80   | 7.25 | 7.00 | 6.75 | 6.25 | 6.25 | 7.50 | 7.00 | 6.75 | 6.75 |     | 6.82            |
|   | Composition  |      |              | 0.80   | 7.00 | 7.00 | 7.25 | 6.50 | 6.50 | 7.00 | 7.25 | 6.75 | 6.50 |     | 6.86            |
|   | Interpretation of the Music                            |      |              | 0.80   | 6.25 | 7.25 | 6.25 | 6.25 | 6.50 | 7.50 | 7.00 | 6.75 | 6.75 |     | 6.68            |
|   | <b>Judges Total Program Component Score (factored)</b> |      |              |        |      |      |      |      |      |      |      |      |      |     | <b>26.78</b>    |

|                   |             |
|-------------------|-------------|
| <b>Deductions</b> | <b>0.00</b> |
|-------------------|-------------|

# ISU Four Continents Championships 2018

## PAIRS SHORT PROGRAM JUDGES DETAILS PER SKATER

| Rank | Name                        | Nation | Starting Number | Total Segment Score | Total Element Score | Total Program Component Score (factored) | Total Deductions |
|------|-----------------------------|--------|-----------------|---------------------|---------------------|--|------------------|
| 7    | Miu SUZAKI / Ryuichi KIHARA | JPN    | 5               | 56.95               | 31.67               | 25.28                                    | 0.00             |

| # | Executed Elements                                      | Info | Base Value   | GOE    | J1   | J2   | J3   | J4   | J5   | J6   | J7   | J8   | J9   | Ref | Scores of Panel |
|---|--|------|--------------|--------|------|------|------|------|------|------|------|------|------|-----|-----------------|
| 1 | 3Lz  | !    | 6.00         | -1.20  | 0    | -1   | -2   | -2   | -1   | -3   | -2   | -2   | -2   |     | 4.80            |
| 2 | 3Tw1   |      | 5.40         | -0.30  | 0    | 0    | -1   | 0    | -1   | -2   | 0    | -1   | 0    |     | 5.10            |
| 3 | 3Li4   |      | 4.50         | 0.07   | 0    | 1    | 0    | 0    | 0    | 1    | -1   | 0    | 0    |     | 4.57            |
| 4 | 3STh   |      | 4.50         | 0.50   | 1    | 1    | 1    | 2    | 0    | 0    | 1    | 1    | 0    |     | 5.00            |
| 5 | PCoSp4   |      | 4.50         | 0.50   | 1    | 1    | 2    | 2    | 0    | 1    | 0    | 1    | 1    |     | 5.00            |
| 6 | StSq2  |      | 2.60         | 0.50   | 1    | 1    | 2    | 1    | 1    | 1    | 1    | 1    | 1    |     | 3.10            |
| 7 | FIDs4  |      | 3.50         | 0.60   | 0    | 1    | 2    | 1    | 0    | 1    | 1    | 1    | 1    |     | 4.10            |
|   |  |      | <b>31.00</b> |        |      |      |      |      |      |      |      |      |      |     | <b>31.67</b>    |
|   | <b>Program Components</b>                              |      |              | Factor |      |      |      |      |      |      |      |      |      |     |                 |
|   | Skating Skills   |      |              | 0.80   | 7.00 | 6.50 | 7.25 | 5.50 | 6.25 | 6.75 | 5.50 | 6.25 | 6.50 |     | 6.39            |
|   | Transitions  |      |              | 0.80   | 6.50 | 6.25 | 7.50 | 5.00 | 5.75 | 6.25 | 5.50 | 6.00 | 6.25 |     | 6.07            |
|   | Performance  |      |              | 0.80   | 7.25 | 7.00 | 7.00 | 5.25 | 6.00 | 6.25 | 5.75 | 6.25 | 6.50 |     | 6.39            |
|   | Composition  |      |              | 0.80   | 6.75 | 6.75 | 8.25 | 5.25 | 6.25 | 6.50 | 6.00 | 6.25 | 6.50 |     | 6.43            |
|   | Interpretation of the Music                            |      |              | 0.80   | 6.75 | 7.00 | 7.75 | 5.25 | 6.00 | 6.50 | 5.50 | 6.25 | 6.25 |     | 6.32            |
|   | <b>Judges Total Program Component Score (factored)</b> |      |              |        |      |      |      |      |      |      |      |      |      |     | <b>25.28</b>    |

|                   |             |
|-------------------|-------------|
| <b>Deductions</b> | <b>0.00</b> |
|-------------------|-------------|

! Not clear edge

| Rank | Name                                | Nation | Starting Number | Total Segment Score | Total Element Score | Total Program Component Score (factored) | Total Deductions |
|------|-------------------------------------|--------|-----------------|---------------------|---------------------|--|------------------|
| 8    | Sydney KOLODZIEJ / Maxime DESCHAMPS | CAN    | 3               | 56.18               | 30.50               | 25.68                                    | 0.00             |

| # | Executed Elements                                      | Info | Base Value   | GOE    | J1   | J2   | J3   | J4   | J5   | J6   | J7   | J8   | J9   | Ref | Scores of Panel |
|---|--|------|--------------|--------|------|------|------|------|------|------|------|------|------|-----|-----------------|
| 1 | 3Tw1   |      | 5.40         | 0.50   | 0    | 1    | 1    | 1    | 0    | 1    | 1    | 0    | 1    |     | 5.90            |
| 2 | 3S   |      | 4.40         | -2.00  | -2   | -3   | -2   | -3   | -3   | -3   | -3   | -3   | -3   |     | 2.40            |
| 3 | 3LoTh  |      | 5.00         | 0.30   | 0    | 0    | -1   | 1    | 0    | 1    | 1    | 0    | 1    |     | 5.30            |
| 4 | PCoSp4   |      | 4.50         | 0.29   | 1    | 1    | 0    | 1    | 0    | 0    | 0    | 1    | 1    |     | 4.79            |
| 5 | StSq3  |      | 3.30         | 0.21   | 1    | 1    | 0    | 0    | 0    | 0    | 0    | 1    | 1    |     | 3.51            |
| 6 | 3Li4   |      | 4.50         | 0.50   | 1    | 1    | 1    | 1    | 1    | 2    | 1    | 1    | 0    |     | 5.00            |
| 7 | FIDs3  |      | 3.20         | 0.40   | 2    | 0    | 0    | 1    | 0    | 2    | 1    | 0    | 0    |     | 3.60            |
|   |  |      | <b>30.30</b> |        |      |      |      |      |      |      |      |      |      |     | <b>30.50</b>    |
|   | <b>Program Components</b>                              |      |              | Factor |      |      |      |      |      |      |      |      |      |     |                 |
|   | Skating Skills   |      |              | 0.80   | 6.50 | 6.25 | 5.50 | 6.25 | 6.25 | 6.75 | 6.50 | 6.75 | 6.75 |     | 6.46            |
|   | Transitions  |      |              | 0.80   | 6.75 | 6.25 | 5.75 | 6.50 | 5.75 | 7.00 | 6.25 | 6.50 | 6.25 |     | 6.32            |
|   | Performance  |      |              | 0.80   | 6.75 | 6.00 | 6.00 | 6.50 | 6.25 | 6.25 | 6.75 | 6.75 | 6.50 |     | 6.43            |
|   | Composition  |      |              | 0.80   | 6.50 | 6.50 | 6.00 | 6.25 | 6.50 | 6.75 | 6.50 | 6.75 | 6.25 |     | 6.46            |
|   | Interpretation of the Music                            |      |              | 0.80   | 6.75 | 6.50 | 5.75 | 6.00 | 6.25 | 6.50 | 6.25 | 6.75 | 6.75 |     | 6.43            |
|   | <b>Judges Total Program Component Score (factored)</b> |      |              |        |      |      |      |      |      |      |      |      |      |     | <b>25.68</b>    |

|                   |             |
|-------------------|-------------|
| <b>Deductions</b> | <b>0.00</b> |
|-------------------|-------------|

# ISU Four Continents Championships 2018

## PAIRS SHORT PROGRAM JUDGES DETAILS PER SKATER

| Rank | Name                         | Nation | Starting Number | Total Segment Score | Total Element Score | Program Component Score (factored) | Total Deductions |
|------|------------------------------|--------|-----------------|---------------------|---------------------|------------------------------------|------------------|
| 9    | Camille RUEST / Andrew WOLFE | CAN    | 4               | 54.70               | 27.39               | 27.31                              | 0.00             |

| # | Executed Elements                                      | Info | Base Value   | GOE    | J1   | J2   | J3   | J4   | J5   | J6   | J7   | J8   | J9   | Ref | Scores of Panel |
|---|--|------|--------------|--------|------|------|------|------|------|------|------|------|------|-----|-----------------|
| 1 | 2Tw2   |      | 3.40         | 0.09   | 1    | 0    | 0    | 2    | 0    | 0    | 1    | 0    | 0    |     | 3.49            |
| 2 | 3T<  | <    | 3.00         | -2.10  | -3   | -3   | -3   | -3   | -2   | -3   | -3   | -3   | -3   |     | 0.90            |
| 3 | 3LoTh  |      | 5.00         | -1.40  | -2   | -2   | -2   | -2   | -2   | -2   | -2   | -3   | -2   |     | 3.60            |
| 4 | 3Li4   |      | 4.50         | 0.57   | 1    | 1    | 1    | 1    | 1    | 2    | 1    | 2    | 1    |     | 5.07            |
| 5 | StSq4  |      | 3.90         | 0.70   | 1    | 1    | 1    | 1    | 1    | 1    | 1    | 2    | 1    |     | 4.60            |
| 6 | FIDs4  |      | 3.50         | 0.80   | 1    | 1    | 0    | 1    | 1    | 2    | 1    | 2    | 1    |     | 4.30            |
| 7 | PCoSp4   |      | 4.50         | 0.93   | 2    | 2    | 2    | 2    | 1    | 2    | 2    | 2    | 1    |     | 5.43            |
|   |  |      | <b>27.80</b> |        |      |      |      |      |      |      |      |      |      |     | <b>27.39</b>    |
|   | <b>Program Components</b>                              |      |              | Factor |      |      |      |      |      |      |      |      |      |     |                 |
|   | Skating Skills   |      |              | 0.80   | 6.50 | 6.00 | 6.75 | 7.25 | 7.00 | 7.25 | 7.25 | 7.00 | 6.25 |     | 6.86            |
|   | Transitions  |      |              | 0.80   | 6.50 | 6.00 | 6.50 | 6.75 | 6.50 | 7.50 | 7.00 | 6.75 | 6.50 |     | 6.64            |
|   | Performance  |      |              | 0.80   | 6.00 | 6.00 | 7.00 | 6.75 | 6.75 | 7.75 | 6.75 | 7.00 | 6.50 |     | 6.68            |
|   | Composition  |      |              | 0.80   | 6.75 | 6.25 | 7.25 | 7.00 | 7.25 | 7.50 | 7.00 | 7.00 | 6.50 |     | 6.96            |
|   | Interpretation of the Music                            |      |              | 0.80   | 7.00 | 6.50 | 6.75 | 6.75 | 7.25 | 7.75 | 7.25 | 7.25 | 6.75 |     | 7.00            |
|   | <b>Judges Total Program Component Score (factored)</b> |      |              |        |      |      |      |      |      |      |      |      |      |     | <b>27.31</b>    |

|                   |             |
|-------------------|-------------|
| <b>Deductions</b> | <b>0.00</b> |
|-------------------|-------------|

< Under-rotated jump

| Rank | Name                         | Nation | Starting Number | Total Segment Score | Total Element Score | Program Component Score (factored) | Total Deductions |
|------|------------------------------|--------|-----------------|---------------------|---------------------|------------------------------------|------------------|
| 10   | Riku MIURA / Shoya ICHIHASHI | JPN    | 1               | 44.25               | 23.82               | 20.43                              | 0.00             |

| # | Executed Elements                                      | Info | Base Value   | GOE    | J1   | J2   | J3   | J4   | J5   | J6   | J7   | J8   | J9   | Ref | Scores of Panel |
|---|--|------|--------------|--------|------|------|------|------|------|------|------|------|------|-----|-----------------|
| 1 | 2Tw3   |      | 3.70         | -0.09  | -1   | 0    | 1    | 0    | 0    | 0    | 0    | -1   | -1   |     | 3.61            |
| 2 | 3T   |      | 4.30         | 0.10   | 0    | 0    | 0    | 0    | 1    | 1    | 0    | 0    | 0    |     | 4.40            |
| 3 | 3Li2   |      | 3.50         | 0.14   | 0    | 0    | 1    | 0    | 0    | 1    | -1   | 0    | 1    |     | 3.64            |
| 4 | 3LoTh  |      | 5.00         | 0.00   | 1    | 0    | 1    | 1    | 0    | -2   | 0    | 0    | -2   |     | 5.00            |
| 5 | FIDs   |      | 0.00         | 0.00   | -    | -    | -    | -    | -    | -    | -    | -    | -    |     | 0.00            |
| 6 | StSq2  |      | 2.60         | 0.00   | 0    | 1    | 0    | 0    | 0    | 0    | 0    | 0    | 0    |     | 2.60            |
| 7 | PCoSp4   |      | 4.50         | 0.07   | 0    | 0    | 1    | 0    | 0    | 0    | 0    | 1    | 0    |     | 4.57            |
|   |  |      | <b>23.60</b> |        |      |      |      |      |      |      |      |      |      |     | <b>23.82</b>    |
|   | <b>Program Components</b>                              |      |              | Factor |      |      |      |      |      |      |      |      |      |     |                 |
|   | Skating Skills   |      |              | 0.80   | 5.25 | 5.75 | 5.50 | 5.25 | 5.25 | 5.00 | 5.00 | 5.50 | 5.75 |     | 5.36            |
|   | Transitions  |      |              | 0.80   | 5.00 | 5.00 | 5.25 | 4.50 | 4.75 | 4.75 | 4.75 | 5.25 | 5.25 |     | 4.96            |
|   | Performance  |      |              | 0.80   | 4.75 | 5.50 | 5.25 | 4.75 | 5.00 | 4.75 | 5.00 | 5.50 | 5.25 |     | 5.07            |
|   | Composition  |      |              | 0.80   | 5.25 | 5.25 | 5.75 | 5.00 | 5.00 | 5.00 | 5.25 | 5.50 | 5.50 |     | 5.25            |
|   | Interpretation of the Music                            |      |              | 0.80   | 4.75 | 5.25 | 5.00 | 4.50 | 4.50 | 4.50 | 4.75 | 5.50 | 5.50 |     | 4.89            |
|   | <b>Judges Total Program Component Score (factored)</b> |      |              |        |      |      |      |      |      |      |      |      |      |     | <b>20.43</b>    |

|                   |             |
|-------------------|-------------|
| <b>Deductions</b> | <b>0.00</b> |
|-------------------|-------------|

printed: 24/01/2018 14:28:06

# ISU Four Continents Championships 2018

## RESULTS

### PAIRS FREE SKATING

| Pl. | Name                                       | Nation | Total Segment Score |
|-----|--|--------|---------------------|
| 1   | Tarah KAYNE / Danny O'SHEA                 | USA    | 128.68              |
| 2   | Ashley CAIN / Timothy LEDUC                | USA    | 123.85              |
| 3   | Tae Ok RYOM / Ju Sik KIM                   | PRK    | 119.73              |
| 4   | Deanna STELLATO / Nathan BARTHOLOMAY       | USA    | 117.45              |
| 5   | Liubov ILYUSHECHKINA / Dylan MOSCOVITCH    | CAN    | 114.50              |
| 6   | Ekaterina ALEXANDROVSKAYA / Harley WINDSOR | AUS    | 111.65              |
| 7   | Camille RUEST / Andrew WOLFE               | CAN    | 105.03              |
| 8   | Miu SUZAKI / Ryuichi KIHARA                | JPN    | 100.32              |
| 9   | Sydney KOLODZIEJ / Maxime DESCHAMPS        | CAN    | 97.39               |
| 10  | Riku MIURA / Shoya ICHIHASHI               | JPN    | 81.94               |

Printed: 26/01/2018 14:03:17



# ISU Four Continents Championships 2018

## PAIRS FREE SKATING JUDGES DETAILS PER SKATER

| Rank | Name                       | Nation | Starting Number | Total Segment Score | Total Element Score | Total Program Component Score (factored) | Total Deductions |
|------|----------------------------|--------|-----------------|---------------------|---------------------|--|------------------|
| 1    | Tarah KAYNE / Danny O'SHEA | USA    | 7               | 128.68              | 65.73               | 62.95                                    | 0.00             |

| #  | Executed Elements | Info | Base Value   | GOE   | J1   | J2   | J3   | J4   | J5   | J6   | J7   | J8   | J9   | Ref          | Scores of Panel |
|--|-------------------|------|--------------|-------|------|------|------|------|------|------|------|------|------|--------------|-----------------|
| 1  | 3Tw3              |      | 6.20         | 0.60  | 1    | 1    | 0    | 1    | 2    | 0    | 0    | 1    | 2    |              | 6.80            |
| 2  | 3S                |      | 4.40         | 0.70  | 1    | 1    | 1    | 1    | 1    | 1    | 1    | 1    | 2    |              | 5.10            |
| 3  | 3STh              |      | 4.50         | 0.90  | 1    | 1    | 1    | 1    | 2    | 1    | 1    | 2    | 2    |              | 5.40            |
| 4  | 5ALi4             |      | 7.50         | 1.40  | 2    | 2    | 2    | 3    | 2    | 2    | 1    | 2    | 2    |              | 8.90            |
| 5  | 2A+SEQ            |      | 2.64         | -0.57 | -2   | -1   | 0    | -1   | -2   | -1   | -1   | 0    | -2   |              | 2.07            |
| 6  | ChSq1             |      | 2.00         | 1.30  | 2    | 2    | 1    | 3    | 2    | 2    | 1    | 2    | 2    |              | 3.30            |
| 7  | 3LzTh             |      | 5.50         | 0.00  | 1    | -1   | 0    | -1   | 0    | 0    | 1    | -1   | 1    |              | 5.50            |
| 8  | BiDs4             |      | 3.50         | 1.10  | 1    | 2    | 1    | 2    | 2    | 1    | 1    | 2    | 2    |              | 4.60            |
| 9  | FCCoSp4           |      | 3.50         | 1.07  | 2    | 2    | 3    | 3    | 2    | 2    | 2    | 2    | 2    |              | 4.57            |
| 10   | 5RLi4             |      | 7.50         | 1.20  | 2    | 1    | 2    | 1    | 2    | 1    | 2    | 2    | 2    |              | 8.70            |
| 11   | PCoSp4            |      | 4.50         | 0.86  | 2    | 2    | 2    | 2    | 1    | 2    | 1    | 2    | 1    |              | 5.36            |
| 12   | 3Li4              |      | 4.50         | 0.93  | 2    | 1    | 2    | 2    | 2    | 2    | 1    | 2    | 2    |              | 5.43            |
|  |                   |      | <b>56.24</b> |       |      |      |      |      |      |      |      |      |      |              | <b>65.73</b>    |
| <b>Program Components</b>                              |                   |      | Factor       |       |      |      |      |      |      |      |      |      |      |              |                 |
| Skating Skills   |                   |      | 1.60         |       | 7.75 | 7.50 | 7.75 | 7.75 | 7.50 | 7.75 | 7.75 | 8.00 | 7.75 |              | 7.71            |
| Transitions  |                   |      | 1.60         |       | 7.75 | 7.25 | 7.50 | 8.50 | 7.25 | 7.50 | 7.50 | 8.50 | 7.50 |              | 7.64            |
| Performance  |                   |      | 1.60         |       | 8.00 | 7.75 | 8.25 | 9.00 | 8.25 | 8.00 | 7.75 | 8.50 | 7.50 |              | 8.07            |
| Composition  |                   |      | 1.60         |       | 8.00 | 8.00 | 8.00 | 9.00 | 7.75 | 8.00 | 7.50 | 8.50 | 7.50 |              | 7.96            |
| Interpretation of the Music                            |                   |      | 1.60         |       | 8.25 | 7.75 | 7.75 | 8.50 | 7.75 | 8.00 | 7.75 | 8.75 | 7.75 |              | 7.96            |
| <b>Judges Total Program Component Score (factored)</b> |                   |      |              |       |      |      |      |      |      |      |      |      |      | <b>62.95</b> |                 |

|                   |             |
|-------------------|-------------|
| <b>Deductions</b> | <b>0.00</b> |
|-------------------|-------------|

| Rank | Name                        | Nation | Starting Number | Total Segment Score | Total Element Score | Total Program Component Score (factored) | Total Deductions |
|------|-----------------------------|--------|-----------------|---------------------|---------------------|--|------------------|
| 2    | Ashley CAIN / Timothy LEDUC | USA    | 9               | 123.85              | 63.51               | 60.34                                    | 0.00             |

| #  | Executed Elements | Info | Base Value   | GOE   | J1   | J2   | J3   | J4   | J5   | J6   | J7   | J8   | J9   | Ref          | Scores of Panel |
|--|-------------------|------|--------------|-------|------|------|------|------|------|------|------|------|------|--------------|-----------------|
| 1  | 3Tw2              |      | 5.80         | -0.10 | 0    | 1    | 0    | 0    | 3    | -1   | 0    | -1   | -1   |              | 5.70            |
| 2  | 3S+2T+2Lo         |      | 7.50         | 0.80  | 1    | 2    | 1    | 2    | 1    | 1    | 1    | 1    | 0    |              | 8.30            |
| 3  | 3LzTh             |      | 5.50         | 0.70  | 2    | 1    | 1    | 0    | 2    | 1    | 1    | 1    | 0    |              | 6.20            |
| 4  | 3Lo               |      | 5.10         | -0.80 | -1   | -1   | -1   | -2   | -1   | -1   | -1   | -2   | -1   |              | 4.30            |
| 5  | 5BLi4             |      | 7.00         | -0.40 | 0    | 1    | -1   | -1   | 0    | -2   | 0    | -2   | 0    |              | 6.60            |
| 6  | 5ALi4             |      | 7.50         | 0.70  | 1    | 2    | 1    | 1    | 1    | 1    | 1    | 1    | 1    |              | 8.20            |
| 7  | ChSq1             |      | 2.00         | 0.60  | 1    | 2    | 1    | 1    | 1    | 1    | 0    | 1    | 0    |              | 2.60            |
| 8  | 3STh              |      | 4.50         | 0.10  | 1    | 0    | 0    | 0    | 1    | 0    | 0    | 0    | 0    |              | 4.60            |
| 9  | BoDs2             |      | 3.50         | 0.20  | 1    | 0    | 1    | -1   | 2    | 0    | 0    | 0    | 0    |              | 3.70            |
| 10   | 3Li4              |      | 4.50         | 0.57  | 2    | 2    | 1    | 1    | 2    | -1   | 0    | 1    | 1    |              | 5.07            |
| 11   | PCoSp4            |      | 4.50         | 0.14  | 1    | 1    | 0    | 0    | 1    | 0    | -1   | 0    | 0    |              | 4.64            |
| 12   | CCoSp4            |      | 3.50         | 0.10  | 2    | 0    | 1    | -1   | 1    | 0    | 0    | -1   | 0    |              | 3.60            |
|  |                   |      | <b>60.90</b> |       |      |      |      |      |      |      |      |      |      |              | <b>63.51</b>    |
| <b>Program Components</b>                              |                   |      | Factor       |       |      |      |      |      |      |      |      |      |      |              |                 |
| Skating Skills   |                   |      | 1.60         |       | 7.50 | 7.25 | 7.50 | 8.00 | 7.25 | 7.25 | 7.50 | 8.00 | 7.00 |              | 7.46            |
| Transitions  |                   |      | 1.60         |       | 7.50 | 7.25 | 7.50 | 7.25 | 7.50 | 7.00 | 7.50 | 8.25 | 7.00 |              | 7.36            |
| Performance  |                   |      | 1.60         |       | 7.75 | 7.50 | 7.75 | 8.25 | 7.25 | 7.25 | 7.75 | 8.50 | 7.25 |              | 7.64            |
| Composition  |                   |      | 1.60         |       | 7.75 | 7.50 | 7.50 | 8.00 | 7.50 | 7.00 | 7.50 | 8.50 | 7.50 |              | 7.61            |
| Interpretation of the Music                            |                   |      | 1.60         |       | 8.00 | 7.75 | 7.25 | 7.75 | 7.50 | 7.00 | 7.75 | 8.50 | 7.50 |              | 7.64            |
| <b>Judges Total Program Component Score (factored)</b> |                   |      |              |       |      |      |      |      |      |      |      |      |      | <b>60.34</b> |                 |

|                   |             |
|-------------------|-------------|
| <b>Deductions</b> | <b>0.00</b> |
|-------------------|-------------|

# ISU Four Continents Championships 2018

## PAIRS FREE SKATING JUDGES DETAILS PER SKATER

| Rank   | Name                     | Nation | Starting Number | Total Segment Score | Total Element Score | Total Program Component Score (factored) |      |      |      |      |      | Total Deductions |      |      |                 |              |
|--|--------------------------|--------|-----------------|---------------------|---------------------|--|------|------|------|------|------|------------------|------|------|-----------------|--------------|
| 3  | Tae Ok RYOM / Ju Sik KIM | PRK    | 8               | 119.73              | 61.31               | 59.42                                    |      |      |      |      |      | 1.00             |      |      |                 |              |
| #  | Executed Elements        | Info   | Base Value      | GOE                 | J1                  | J2                                       | J3   | J4   | J5   | J6   | J7   | J8               | J9   | Ref  | Scores of Panel |              |
| 1  | 3Tw2                     |        | 5.80            | 1.40                | 2                   | 2  | 2    | 2    | 3    | 2    | 1    | 2                | 2    |      | 7.20            |              |
| 2  | 3T+2T                    |        | 5.60            | 0.70                | 1                   | 1  | 1    | 1    | 0    | 1    | 1    | 1                | 1    |      | 6.30            |              |
| 3  | 5RLi4                    |        | 7.50            | 1.30                | 2                   | 2  | 2    | 2    | 2    | 1    | 1    | 2                | 2    |      | 8.80            |              |
| 4  | 2A<                      | <      | 2.30            | -1.50               | -3                  | -3                                       | -3   | -3   | -3   | -3   | -3   | -3               | -3   |      | 0.80            |              |
| 5  | BoDs3                    |        | 4.00            | 0.70                | 1                   | 1  | 1    | 1    | 1    | 1    | 1    | 1                | 1    |      | 4.70            |              |
| 6  | FCCoSp4                  |        | 3.50            | 0.86                | 1                   | 2  | 2    | 2    | 2    | 2    | 1    | 1                | 2    |      | 4.36            |              |
| 7  | 3STh                     |        | 4.50            | 0.90                | 1                   | 1  | 1    | 2    | 2    | 2    | 1    | 1                | 1    |      | 5.40            |              |
| 8  | 5ALi4                    |        | 7.50            | 1.00                | 2                   | 1  | 1    | 2    | 2    | 2    | 1    | 1                | 1    |      | 8.50            |              |
| 9  | 3LoTh                    |        | 5.00            | -1.30               | -2                  | -2                                       | -2   | -2   | -1   | -2   | -1   | -2               | -2   |      | 3.70            |              |
| 10   | ChSq1                    |        | 2.00            | 0.70                | 1                   | 1  | 1    | 1    | 1    | 1    | 0    | 1                | 1    |      | 2.70            |              |
| 11   | 3Li4                     |        | 4.50            | 0.71                | 2                   | 2  | 1    | 1    | 2    | 1    | 1    | 1                | 2    |      | 5.21            |              |
| 12   | PCoSp3V                  |        | 3.00            | 0.64                | 1                   | 2  | 0    | 2    | 1    | 1    | 1    | 1                | 2    |      | 3.64            |              |
|  |                          |        | <b>55.20</b>    |                     |                     |  |      |      |      |      |      |                  |      |      | <b>61.31</b>    |              |
| <b>Program Components</b>                              |                          |        | <b>Factor</b>   |                     |                     |  |      |      |      |      |      |                  |      |      |                 |              |
| Skating Skills   |                          |        | 1.60            |                     |                     | 7.50                                     | 7.25 | 7.25 | 8.00 | 7.00 | 8.25 | 7.50             | 7.75 | 7.25 | 7.50            |              |
| Transitions  |                          |        | 1.60            |                     |                     | 7.25                                     | 7.00 | 6.50 | 7.25 | 7.00 | 7.75 | 7.50             | 8.00 | 7.50 | 7.32            |              |
| Performance  |                          |        | 1.60            |                     |                     | 7.25                                     | 7.50 | 7.25 | 8.00 | 7.50 | 8.00 | 7.25             | 7.75 | 7.25 | 7.50            |              |
| Composition  |                          |        | 1.60            |                     |                     | 7.50                                     | 7.50 | 6.75 | 7.50 | 7.25 | 7.75 | 7.00             | 8.00 | 7.50 | 7.43            |              |
| Interpretation of the Music                            |                          |        | 1.60            |                     |                     | 7.50                                     | 7.50 | 7.00 | 7.50 | 7.00 | 8.00 | 7.25             | 7.50 | 7.50 | 7.39            |              |
| <b>Judges Total Program Component Score (factored)</b> |                          |        |                 |                     |                     |  |      |      |      |      |      |                  |      |      |                 | <b>59.42</b> |
| <b>Deductions</b>                                      |                          |        | Falls: -1.00    |                     |                     |  |      |      |      |      |      |                  |      |      |                 | <b>-1.00</b> |

< Under-rotated jump

| Rank   | Name                                 | Nation | Starting Number | Total Segment Score | Total Element Score | Total Program Component Score (factored) |      |      |      |      |      | Total Deductions |      |      |                 |              |
|--|--------------------------------------|--------|-----------------|---------------------|---------------------|--|------|------|------|------|------|------------------|------|------|-----------------|--------------|
| 4  | Deanna STELLATO / Nathan BARTHOLOMAY | USA    | 6               | 117.45              | 62.13               | 56.32                                    |      |      |      |      |      | 1.00             |      |      |                 |              |
| #  | Executed Elements                    | Info   | Base Value      | GOE                 | J1                  | J2                                       | J3   | J4   | J5   | J6   | J7   | J8               | J9   | Ref  | Scores of Panel |              |
| 1  | 3Tw2                                 |        | 5.80            | 0.80                | 0                   | 2  | 0    | 1    | 2    | 1    | 1    | 1                | 2    |      | 6.60            |              |
| 2  | 3S                                   |        | 4.40            | 0.40                | 0                   | 1  | 1    | 0    | 1    | 1    | 0    | 0                | 1    |      | 4.80            |              |
| 3  | 4STh                                 |        | 8.20            | -3.00               | -3                  | -3                                       | -3   | -3   | -3   | -3   | -3   | -3               | -3   |      | 5.20            |              |
| 4  | 3T+1T                                |        | 4.70            | -1.70               | -3                  | -2                                       | -2   | -2   | -2   | -2   | -3   | -3               | -3   |      | 3.00            |              |
| 5  | 5RLi4                                |        | 7.50            | 1.30                | 2                   | 2  | 2    | 1    | 2    | 1    | 2    | 2                | 2    |      | 8.80            |              |
| 6  | BiDs1                                |        | 2.80            | 0.00                | 0                   | 1  | -1   | 0    | 0    | 1    | -1   | 0                | 0    |      | 2.80            |              |
| 7  | 3LoTh                                |        | 5.00            | -0.40               | 0                   | -1                                       | -1   | -2   | 0    | 0    | 0    | -1               | -1   |      | 4.60            |              |
| 8  | ChSq1                                |        | 2.00            | 1.20                | 2                   | 2  | 2    | 2    | 2    | 1    | 1    | 1                | 2    |      | 3.20            |              |
| 9  | PCoSp3                               |        | 4.00            | 0.71                | 2                   | 2  | 1    | 2    | 2    | 1    | 0    | 1                | 1    |      | 4.71            |              |
| 10   | FCCoSp4                              |        | 3.50            | 0.86                | 2                   | 2  | 1    | 1    | 1    | 2    | 2    | 2                | 2    |      | 4.36            |              |
| 11   | 5ALi4                                |        | 7.50            | 1.20                | 2                   | 2  | 2    | 0    | 2    | 1    | 2    | 1                | 2    |      | 8.70            |              |
| 12   | 3Li4                                 |        | 4.50            | 0.86                | 2                   | 2  | 2    | 1    | 2    | 1    | 2    | 1                | 2    |      | 5.36            |              |
|  |                                      |        | <b>59.90</b>    |                     |                     |  |      |      |      |      |      |                  |      |      | <b>62.13</b>    |              |
| <b>Program Components</b>                              |                                      |        | <b>Factor</b>   |                     |                     |  |      |      |      |      |      |                  |      |      |                 |              |
| Skating Skills   |                                      |        | 1.60            |                     |                     | 7.25                                     | 7.25 | 7.00 | 6.00 | 6.75 | 7.00 | 7.00             | 6.75 | 7.50 | 7.00            |              |
| Transitions  |                                      |        | 1.60            |                     |                     | 7.00                                     | 7.00 | 6.75 | 6.00 | 6.25 | 6.75 | 7.00             | 6.25 | 7.50 | 6.71            |              |
| Performance  |                                      |        | 1.60            |                     |                     | 7.25                                     | 7.75 | 7.00 | 7.00 | 6.50 | 7.25 | 7.25             | 7.00 | 7.75 | 7.21            |              |
| Composition  |                                      |        | 1.60            |                     |                     | 7.25                                     | 7.75 | 7.00 | 7.25 | 6.50 | 7.00 | 7.50             | 6.50 | 7.50 | 7.14            |              |
| Interpretation of the Music                            |                                      |        | 1.60            |                     |                     | 7.25                                     | 7.75 | 7.25 | 6.75 | 6.00 | 7.25 | 7.25             | 6.50 | 7.75 | 7.14            |              |
| <b>Judges Total Program Component Score (factored)</b> |                                      |        |                 |                     |                     |  |      |      |      |      |      |                  |      |      |                 | <b>56.32</b> |
| <b>Deductions</b>                                      |                                      |        | Falls: -1.00    |                     |                     |  |      |      |      |      |      |                  |      |      |                 | <b>-1.00</b> |

# ISU Four Continents Championships 2018

## PAIRS FREE SKATING JUDGES DETAILS PER SKATER

| Rank   | Name                                    | Nation | Starting Number | Total Segment Score | Total Element Score | Total Program Component Score (factored) |      |      |      |      |      | Total Deductions |      |     |                 |
|--|---|--------|-----------------|---------------------|---------------------|--|------|------|------|------|------|------------------|------|-----|-----------------|
| 5  | Liubov ILYUSHECHKINA / Dylan MOSCOVITCH | CAN    | 5               | 114.50              | 55.81               | 58.69                                    |      |      |      |      |      | 0.00             |      |     |                 |
| #  | Executed Elements                       | Info   | Base Value      | GOE                 | J1                  | J2                                       | J3   | J4   | J5   | J6   | J7   | J8               | J9   | Ref | Scores of Panel |
| 1  | 3Tw2                                    |        | 5.80            | 1.20                | 2                   | 2  | 2    | 1    | 2    | 1    | 2    | 1                | 2    |     | 7.00            |
| 2  | 3T<<+SEQ                                | <<     | 1.04            | -0.60               | -3                  | -3                                       | -3   | -3   | -3   | -3   | -3   | -3               | -3   |     | 0.44            |
| 3  | 3S                                      |        | 4.40            | -1.20               | -2                  | -1                                       | -2   | -2   | -2   | -2   | -1   | -2               | -1   |     | 3.20            |
| 4  | 3LoTh                                   |        | 5.00            | 0.90                | 2                   | 1  | 1    | 1    | 2    | 1    | 2    | 1                | 1    |     | 5.90            |
| 5  | 5RLi4                                   |        | 7.50            | 0.60                | 3                   | 1  | -1   | -1   | 2    | 0    | 2    | 0                | 2    |     | 8.10            |
| 6  | BoDs3                                   |        | 4.00            | 1.20                | 2                   | 2  | 2    | 1    | 2    | 1    | 2    | 2                | 1    |     | 5.20            |
| 7  | FCCoSp3                                 |        | 3.00            | 0.43                | 1                   | 2  | 1    | 0    | 1    | 1    | 1    | 1                | 0    |     | 3.43            |
| 8  | 5ALi4                                   |        | 7.50            | -0.10               | 2                   | 2  | -2   | -2   | -1   | -1   | 1    | -1               | 1    |     | 7.40            |
| 9  | 3Li                                     |        | 0.00            | 0.00                | -                   | -  | -    | -    | -    | -    | -    | -                | -    |     | 0.00            |
| 10   | ChSq1                                   |        | 2.00            | 1.70                | 3                   | 2  | 2    | 3    | 3    | 1    | 2    | 2                | 3    |     | 3.70            |
| 11   | 3LzTh                                   |        | 5.50            | 1.30                | 3                   | 1  | 2    | 1    | 3    | 1    | 2    | 2                | 2    |     | 6.80            |
| 12   | PCoSp3                                  |        | 4.00            | 0.64                | 2                   | 1  | 1    | 1    | 2    | 1    | 1    | 1                | 2    |     | 4.64            |
|  |   |        | <b>49.74</b>    |                     |                     |  |      |      |      |      |      |                  |      |     | <b>55.81</b>    |
| <b>Program Components</b>                              |   |        |                 | Factor              |                     |  |      |      |      |      |      |                  |      |     |                 |
| Skating Skills   |   |        |                 | 1.60                | 8.00                | 7.50                                     | 7.50 | 6.50 | 7.25 | 7.25 | 8.00 | 6.75             | 7.50 |     | 7.39            |
| Transitions  |   |        |                 | 1.60                | 8.00                | 7.00                                     | 7.00 | 6.75 | 7.75 | 7.00 | 7.50 | 7.25             | 8.00 |     | 7.36            |
| Performance  |   |        |                 | 1.60                | 8.00                | 6.75                                     | 6.75 | 7.00 | 7.00 | 6.50 | 6.75 | 6.50             | 7.50 |     | 6.89            |
| Composition  |   |        |                 | 1.60                | 8.25                | 7.25                                     | 7.50 | 6.75 | 8.25 | 6.75 | 8.25 | 7.50             | 7.75 |     | 7.61            |
| Interpretation of the Music                            |   |        |                 | 1.60                | 8.25                | 7.50                                     | 7.50 | 6.50 | 8.00 | 6.75 | 7.25 | 7.25             | 7.75 |     | 7.43            |
| <b>Judges Total Program Component Score (factored)</b> |   |        |                 |                     |                     |  |      |      |      |      |      |                  |      |     | <b>58.69</b>    |
| <b>Deductions</b>                                      |   |        |                 |                     |                     |  |      |      |      |      |      | <b>0.00</b>      |      |     |                 |

<< Downgraded jump

| Rank   | Name                                       | Nation | Starting Number | Total Segment Score | Total Element Score | Total Program Component Score (factored) |      |      |      |      |      | Total Deductions |      |     |                 |
|--|--|--------|-----------------|---------------------|---------------------|--|------|------|------|------|------|------------------|------|-----|-----------------|
| 6  | Ekaterina ALEXANDROVSKAYA / Harley WINDSOR | AUS    | 10              | 111.65              | 55.43               | 56.22                                    |      |      |      |      |      | 0.00             |      |     |                 |
| #  | Executed Elements                          | Info   | Base Value      | GOE                 | J1                  | J2                                       | J3   | J4   | J5   | J6   | J7   | J8               | J9   | Ref | Scores of Panel |
| 1  | 3Tw4                                       |        | 6.60            | 1.50                | 2                   | 2  | 2    | 2    | 3    | 2    | 2    | 3                | 2    |     | 8.10            |
| 2  | 2S   |        | 1.30            | -0.40               | -2                  | -2                                       | -1   | -2   | -2   | -2   | -2   | -2               | -2   |     | 0.90            |
| 3  | 3T+2T+2T                                   |        | 6.90            | 0.90                | 1                   | 1  | 2    | 0    | 2    | 1    | 1    | 1                | 2    |     | 7.80            |
| 4  | 3FTh                                       |        | 5.50            | -0.60               | -1                  | -1                                       | -1   | -1   | 0    | -1   | 0    | -2               | -1   |     | 4.90            |
| 5  | 5RLi3                                      |        | 7.00            | 0.60                | 2                   | 1  | 1    | -1   | 1    | 1    | 1    | 0                | 1    |     | 7.60            |
| 6  | FCCoSp4                                    |        | 3.50            | 0.36                | 1                   | 1  | 1    | -1   | 0    | 1    | 0    | 1                | 1    |     | 3.86            |
| 7  | 3STh                                       |        | 4.50            | 1.10                | 2                   | 3  | 1    | 0    | 1    | 2    | 1    | 2                | 2    |     | 5.60            |
| 8  | 5ALi                                       |        | 0.00            | 0.00                | -                   | -  | -    | -    | -    | -    | -    | -                | -    |     | 0.00            |
| 9  | ChSq1                                      |        | 2.00            | 0.40                | 1                   | 1  | 1    | -2   | 1    | 1    | 0    | 0                | 0    |     | 2.40            |
| 10   | 4Li4                                       |        | 4.50            | 0.50                | 2                   | 2  | 1    | 0    | 1    | 1    | 0    | 0                | 2    |     | 5.00            |
| 11   | BoDs2                                      |        | 3.50            | 0.70                | 2                   | 2  | 1    | -1   | 1    | 0    | 1    | 1                | 1    |     | 4.20            |
| 12   | PCoSp4                                     |        | 4.50            | 0.57                | 1                   | 2  | 2    | 1    | 1    | 1    | 1    | 1                | 1    |     | 5.07            |
|  |  |        | <b>49.80</b>    |                     |                     |  |      |      |      |      |      |                  |      |     | <b>55.43</b>    |
| <b>Program Components</b>                              |  |        |                 | Factor              |                     |  |      |      |      |      |      |                  |      |     |                 |
| Skating Skills   |  |        |                 | 1.60                | 7.50                | 7.50                                     | 7.25 | 6.25 | 7.25 | 7.25 | 7.50 | 7.25             | 7.00 |     | 7.29            |
| Transitions  |  |        |                 | 1.60                | 7.25                | 7.00                                     | 7.00 | 5.75 | 7.00 | 7.00 | 7.25 | 7.25             | 6.75 |     | 7.04            |
| Performance  |  |        |                 | 1.60                | 7.50                | 7.25                                     | 6.75 | 5.75 | 6.75 | 7.25 | 7.25 | 6.50             | 6.50 |     | 6.89            |
| Composition  |  |        |                 | 1.60                | 7.75                | 7.50                                     | 6.75 | 6.50 | 7.00 | 7.00 | 7.50 | 6.75             | 6.75 |     | 7.04            |
| Interpretation of the Music                            |  |        |                 | 1.60                | 7.75                | 7.25                                     | 7.00 | 5.50 | 7.00 | 7.00 | 7.25 | 6.25             | 6.50 |     | 6.89            |
| <b>Judges Total Program Component Score (factored)</b> |  |        |                 |                     |                     |  |      |      |      |      |      |                  |      |     | <b>56.22</b>    |
| <b>Deductions</b>                                      |  |        |                 |                     |                     |  |      |      |      |      |      | <b>0.00</b>      |      |     |                 |

# ISU Four Continents Championships 2018

## PAIRS FREE SKATING JUDGES DETAILS PER SKATER

| Rank | Name                         | Nation | Starting Number | Total Segment Score | Total Element Score | Total Program Component Score (factored) | Total Deductions |
|------|------------------------------|--------|-----------------|---------------------|---------------------|--|------------------|
| 7    | Camille RUEST / Andrew WOLFE | CAN    | 1               | 105.03              | 51.75               | 53.28                                    | 0.00             |

| #  | Executed Elements | Info | Base Value   | GOE   | J1   | J2   | J3   | J4   | J5   | J6   | J7   | J8   | J9   | Ref | Scores of Panel |
|--|-------------------|------|--------------|-------|------|------|------|------|------|------|------|------|------|-----|-----------------|
| 1  | 2Tw2              |      | 3.40         | 0.17  | 0    | 0    | 1    | 0    | 1    | 1    | 1    | 0    | 1    |     | 3.57            |
| 2  | 3T+1T             |      | 4.70         | -1.30 | -2   | -1   | -2   | -1   | -2   | -2   | -2   | -2   | -2   |     | 3.40            |
| 3  | 5RLi4             |      | 7.50         | 0.50  | 1    | 0    | 1    | 0    | 1    | 1    | 1    | 2    | 0    |     | 8.00            |
| 4  | 3LoTh             |      | 5.00         | -1.60 | -3   | -2   | -2   | -3   | -2   | -3   | -2   | -2   | -2   |     | 3.40            |
| 5  | 2S                |      | 1.30         | -0.31 | -2   | 0    | -2   | -2   | -2   | -2   | 0    | -2   | -1   |     | 0.99            |
| 6  | BoDs3             |      | 4.00         | 0.70  | 1    | 1    | 1    | 1    | 1    | 1    | 1    | 2    | 0    |     | 4.70            |
| 7  | FCCoSp3           |      | 3.00         | -0.09 | 0    | 0    | 0    | 1    | -2   | 0    | -1   | 0    | -1   |     | 2.91            |
| 8  | 3Li4              |      | 4.50         | 0.64  | 2    | 1    | 1    | 2    | 1    | 1    | 1    | 2    | -1   |     | 5.14            |
| 9  | 5ALi4             |      | 7.50         | 0.80  | 2    | 1    | 1    | 1    | 1    | 1    | 1    | 2    | 0    |     | 8.30            |
| 10   | ChSq1             |      | 2.00         | 1.00  | 2    | 1    | 1    | 2    | 1    | 2    | 1    | 2    | 0    |     | 3.00            |
| 11   | 3STh              |      | 4.50         | -1.30 | -3   | -2   | -2   | -2   | -1   | -2   | -2   | -1   | -2   |     | 3.20            |
| 12   | PCoSp4            |      | 4.50         | 0.64  | 1    | 1    | 2    | 2    | 1    | 1    | 1    | 2    | 1    |     | 5.14            |
|  |                   |      | <b>51.90</b> |       |      |      |      |      |      |      |      |      |      |     | <b>51.75</b>    |
| <b>Program Components</b>                              |                   |      | Factor       |       |      |      |      |      |      |      |      |      |      |     |                 |
| Skating Skills   |                   |      | 1.60         |       | 7.00 | 7.00 | 6.75 | 0.50 | 5.50 | 6.75 | 6.25 | 7.00 | 7.00 |     | 6.61            |
| Transitions  |                   |      | 1.60         |       | 7.00 | 6.75 | 6.50 | 5.75 | 5.25 | 6.50 | 6.75 | 7.50 | 6.25 |     | 6.50            |
| Performance  |                   |      | 1.60         |       | 7.25 | 7.00 | 6.25 | 6.50 | 4.75 | 6.50 | 6.50 | 7.50 | 6.25 |     | 6.61            |
| Composition  |                   |      | 1.60         |       | 7.25 | 7.50 | 6.50 | 6.25 | 5.25 | 6.75 | 6.75 | 7.75 | 6.50 |     | 6.79            |
| Interpretation of the Music                            |                   |      | 1.60         |       | 7.25 | 7.25 | 6.75 | 6.50 | 5.00 | 6.50 | 6.50 | 7.50 | 6.75 |     | 6.79            |
| <b>Judges Total Program Component Score (factored)</b> |                   |      |              |       |      |      |      |      |      |      |      |      |      |     | <b>53.28</b>    |

|                   |             |
|-------------------|-------------|
| <b>Deductions</b> | <b>0.00</b> |
|-------------------|-------------|

| Rank | Name                        | Nation | Starting Number | Total Segment Score | Total Element Score | Total Program Component Score (factored) | Total Deductions |
|------|-----------------------------|--------|-----------------|---------------------|---------------------|--|------------------|
| 8    | Miu SUZAKI / Ryuichi KIHARA | JPN    | 4               | 100.32              | 51.57               | 48.75                                    | 0.00             |

| #  | Executed Elements | Info | Base Value   | GOE   | J1   | J2   | J3   | J4   | J5   | J6   | J7   | J8   | J9   | Ref | Scores of Panel |
|--|-------------------|------|--------------|-------|------|------|------|------|------|------|------|------|------|-----|-----------------|
| 1  | 3Lz<              | <    | 4.20         | -2.10 | -3   | -3   | -3   | -3   | -3   | -3   | -3   | -3   | -3   |     | 2.10            |
| 2  | 3TwB              |      | 5.00         | -0.50 | -1   | 0    | -1   | 0    | 0    | -2   | 0    | -2   | -1   |     | 4.50            |
| 3  | 5ALi4             |      | 7.50         | 0.30  | 0    | 1    | 0    | 2    | 1    | 0    | 0    | 1    | 0    |     | 7.80            |
| 4  | 3LzTh             |      | 5.50         | -1.50 | -3   | -2   | -2   | -3   | -2   | -2   | -2   | -2   | -2   |     | 4.00            |
| 5  | FCCoSp4           |      | 3.50         | 0.20  | 1    | 1    | 1    | -2   | -1   | 1    | -1   | 1    | 0    |     | 3.70            |
| 6  | 3T+2T+1T          |      | 6.00         | -1.70 | -3   | -2   | -2   | -3   | -3   | -2   | -2   | -3   | -1   |     | 4.30            |
| 7  | PCoSp4            |      | 4.50         | 0.07  | 1    | 0    | 0    | 0    | 0    | 1    | 0    | 0    | -1   |     | 4.57            |
| 8  | 5SLi4             |      | 6.50         | 0.64  | 1    | 1    | 1    | 2    | 2    | 1    | 1    | 2    | 1    |     | 7.14            |
| 9  | 3STh              |      | 4.50         | -1.60 | -3   | -2   | -2   | -3   | -3   | -2   | -2   | -2   | -2   |     | 2.90            |
| 10   | ChSq1             |      | 2.00         | -0.07 | 1    | 0    | 0    | -1   | 0    | 0    | 0    | 0    | -1   |     | 1.93            |
| 11   | 3Li4              |      | 4.50         | 0.43  | 1    | 1    | 0    | 0    | 1    | 1    | 1    | 1    | 1    |     | 4.93            |
| 12   | BiDs3             |      | 3.20         | 0.50  | 1    | 1    | 0    | 0    | 1    | 1    | 1    | 1    | 0    |     | 3.70            |
|  |                   |      | <b>56.90</b> |       |      |      |      |      |      |      |      |      |      |     | <b>51.57</b>    |
| <b>Program Components</b>                              |                   |      | Factor       |       |      |      |      |      |      |      |      |      |      |     |                 |
| Skating Skills   |                   |      | 1.60         |       | 6.00 | 6.50 | 6.50 | 6.00 | 6.00 | 6.00 | 6.75 | 6.25 | 6.00 |     | 6.18            |
| Transitions  |                   |      | 1.60         |       | 5.75 | 6.00 | 6.25 | 5.50 | 5.75 | 5.50 | 6.50 | 6.50 | 6.00 |     | 5.96            |
| Performance  |                   |      | 1.60         |       | 6.00 | 6.25 | 6.00 | 5.75 | 5.50 | 6.00 | 6.50 | 6.25 | 5.75 |     | 6.00            |
| Composition  |                   |      | 1.60         |       | 6.25 | 6.25 | 5.25 | 6.25 | 6.00 | 6.25 | 6.75 | 6.75 | 6.25 |     | 6.29            |
| Interpretation of the Music                            |                   |      | 1.60         |       | 6.25 | 6.25 | 5.50 | 5.50 | 6.00 | 6.25 | 6.75 | 6.25 | 5.75 |     | 6.04            |
| <b>Judges Total Program Component Score (factored)</b> |                   |      |              |       |      |      |      |      |      |      |      |      |      |     | <b>48.75</b>    |

|                   |             |
|-------------------|-------------|
| <b>Deductions</b> | <b>0.00</b> |
|-------------------|-------------|

< Under-rotated jump

# ISU Four Continents Championships 2018

## PAIRS FREE SKATING JUDGES DETAILS PER SKATER

| Rank | Name                                | Nation | Starting Number | Total Segment Score | Total Element Score | Total Program Score (factored) | Total Component Score (factored) | Total Deductions |
|------|-------------------------------------|--------|-----------------|---------------------|---------------------|--------------------------------|----------------------------------|------------------|
| 9    | Sydney KOLODZIEJ / Maxime DESCHAMPS | CAN    | 2               | 97.39               | 50.66               |                                | 48.73                            | 2.00             |

| #  | Executed Elements | Info | Base Value   | GOE   | J1   | J2   | J3   | J4   | J5   | J6   | J7   | J8   | J9   | Ref | Scores of Panel |
|--|-------------------|------|--------------|-------|------|------|------|------|------|------|------|------|------|-----|-----------------|
| 1  | 3Tw2              |      | 5.80         | 0.20  | 0    | 1    | -1   | 0    | 1    | -1   | 0    | 1    | 1    |     | 6.00            |
| 2  | 3S                |      | 4.40         | -2.10 | -3   | -3   | -3   | -3   | -3   | -3   | -3   | -3   | -3   |     | 2.30            |
| 3  | 5RLi4             |      | 7.50         | 0.00  | 1    | 0    | 0    | 0    | 0    | 0    | 0    | 0    | 0    |     | 7.50            |
| 4  | 3LoTh             |      | 5.00         | 1.10  | 1    | 1    | 2    | 1    | 2    | 2    | 2    | 2    | 1    |     | 6.10            |
| 5  | PCoSp4            |      | 4.50         | 0.36  | 0    | 0    | 1    | 1    | 1    | 1    | 0    | 1    | 1    |     | 4.86            |
| 6  | 2A+2A<+SEQ        | <    | 4.48         | -1.50 | -3   | -3   | -3   | -3   | -3   | -3   | -3   | -3   | -3   |     | 2.98            |
| 7  | 2STh              |      | 2.50         | 0.29  | 0    | 0    | 0    | 1    | 2    | 1    | 1    | 1    | 0    |     | 2.79            |
| 8  | 5ALi2             |      | 6.50         | 0.00  | 1    | 0    | 0    | 0    | -1   | 0    | 0    | 0    | 0    |     | 6.50            |
| 9  | FCCoSp4           |      | 3.50         | 0.50  | 1    | 1    | 1    | 2    | 1    | 1    | 1    | 1    | 1    |     | 4.00            |
| 10   | BoDs1             |      | 3.00         | -1.80 | -3   | -2   | -2   | -2   | -3   | -3   | -3   | -2   | -3   |     | 1.20            |
| 11   | ChSq1             |      | 2.00         | 0.00  | 1    | 0    | 0    | 0    | 0    | 0    | 0    | 0    | -1   |     | 2.00            |
| 12   | 3Li3              |      | 4.00         | 0.43  | 1    | 1    | 1    | 1    | 1    | 0    | 1    | 2    | 0    |     | 4.43            |
|  |                   |      | <b>53.18</b> |       |      |      |      |      |      |      |      |      |      |     | <b>50.66</b>    |
| <b>Program Components</b>                              |                   |      | Factor       |       |      |      |      |      |      |      |      |      |      |     |                 |
| Skating Skills   |                   |      | 1.60         |       | 6.50 | 6.75 | 6.25 | 5.75 | 6.00 | 6.00 | 6.00 | 6.25 | 6.50 |     | 6.21            |
| Transitions  |                   |      | 1.60         |       | 6.25 | 6.25 | 5.75 | 6.50 | 5.75 | 5.50 | 6.25 | 6.25 | 6.50 |     | 6.14            |
| Performance  |                   |      | 1.60         |       | 6.50 | 6.50 | 5.50 | 5.50 | 4.75 | 5.75 | 6.00 | 6.00 | 6.25 |     | 5.93            |
| Composition  |                   |      | 1.60         |       | 6.75 | 6.50 | 6.00 | 6.00 | 5.50 | 5.75 | 6.50 | 6.50 | 6.25 |     | 6.21            |
| Interpretation of the Music                            |                   |      | 1.60         |       | 6.75 | 6.50 | 6.00 | 5.50 | 5.50 | 5.50 | 6.00 | 6.00 | 6.25 |     | 5.96            |
| <b>Judges Total Program Component Score (factored)</b> |                   |      |              |       |      |      |      |      |      |      |      |      |      |     | <b>48.73</b>    |

|                   |              |              |
|-------------------|--------------|--------------|
| <b>Deductions</b> | Falls: -2.00 | <b>-2.00</b> |
|-------------------|--------------|--------------|

< Under-rotated jump

| Rank | Name                         | Nation | Starting Number | Total Segment Score | Total Element Score | Total Program Score (factored) | Total Component Score (factored) | Total Deductions |
|------|------------------------------|--------|-----------------|---------------------|---------------------|--------------------------------|----------------------------------|------------------|
| 10   | Riku MIURA / Shoya ICHIHASHI | JPN    | 3               | 81.94               | 42.32               |                                | 40.62                            | 1.00             |

| #  | Executed Elements | Info | Base Value   | GOE   | J1   | J2   | J3   | J4   | J5   | J6   | J7   | J8   | J9   | Ref | Scores of Panel |
|--|-------------------|------|--------------|-------|------|------|------|------|------|------|------|------|------|-----|-----------------|
| 1  | 2Tw3              |      | 3.70         | 0.13  | 0    | 0    | 0    | 1    | 0    | 1    | 0    | 1    | 1    |     | 3.83            |
| 2  | 3T<               | <    | 3.00         | -2.10 | -3   | -3   | -3   | -3   | -3   | -3   | -3   | -3   | -3   |     | 0.90            |
| 3  | 5ALi2             |      | 6.50         | 0.00  | 0    | 0    | 0    | -1   | 0    | 0    | 0    | 0    | 0    |     | 6.50            |
| 4  | 3LoTh             |      | 5.00         | -0.60 | -1   | -1   | 0    | -1   | -1   | 0    | -2   | -2   | 2    |     | 4.40            |
| 5  | FCCoSp3           |      | 3.00         | -0.21 | 0    | 0    | 0    | -2   | -2   | 1    | -1   | -1   | -1   |     | 2.79            |
| 6  | BiDs2             |      | 3.00         | -0.20 | -1   | 0    | -1   | -1   | 0    | 0    | 0    | 0    | 1    |     | 2.80            |
| 7  | 3Li3              |      | 4.00         | -0.36 | 0    | -1   | -1   | -1   | 0    | -1   | 0    | -1   | -1   |     | 3.64            |
| 8  | ChSq1             |      | 2.00         | 0.10  | 0    | 0    | 1    | 0    | 0    | 0    | 0    | -1   | 1    |     | 2.10            |
| 9  | 2A+REP            |      | 2.31         | 0.14  | 0    | 0    | 1    | 0    | 1    | 1    | 0    | 0    | 0    |     | 2.45            |
| 10   | 5SLi2             |      | 5.50         | -0.79 | -1   | -1   | -2   | -2   | -2   | -2   | -1   | -2   | 0    |     | 4.71            |
| 11   | 3STh              |      | 4.50         | -0.80 | -2   | -1   | -1   | -2   | -1   | 0    | -1   | -2   | 0    |     | 3.70            |
| 12   | PCoSp4            |      | 4.50         | 0.00  | 0    | 0    | -1   | 0    | 0    | 1    | 0    | 0    | 0    |     | 4.50            |
|  |                   |      | <b>47.01</b> |       |      |      |      |      |      |      |      |      |      |     | <b>42.32</b>    |
| <b>Program Components</b>                              |                   |      | Factor       |       |      |      |      |      |      |      |      |      |      |     |                 |
| Skating Skills   |                   |      | 1.60         |       | 5.00 | 5.00 | 5.75 | 4.50 | 5.25 | 5.50 | 5.50 | 5.25 | 5.25 |     | 5.25            |
| Transitions  |                   |      | 1.60         |       | 4.75 | 4.50 | 4.75 | 4.75 | 5.00 | 4.75 | 5.75 | 5.50 | 5.50 |     | 5.00            |
| Performance  |                   |      | 1.60         |       | 5.00 | 4.50 | 4.75 | 4.25 | 4.50 | 5.25 | 5.25 | 5.00 | 5.50 |     | 4.89            |
| Composition  |                   |      | 1.60         |       | 5.00 | 4.75 | 5.00 | 5.50 | 5.00 | 5.00 | 5.50 | 5.75 | 5.50 |     | 5.21            |
| Interpretation of the Music                            |                   |      | 1.60         |       | 5.00 | 4.75 | 5.00 | 5.00 | 4.75 | 5.25 | 5.25 | 5.00 | 5.25 |     | 5.04            |
| <b>Judges Total Program Component Score (factored)</b> |                   |      |              |       |      |      |      |      |      |      |      |      |      |     | <b>40.62</b>    |

|                   |              |              |
|-------------------|--------------|--------------|
| <b>Deductions</b> | Falls: -1.00 | <b>-1.00</b> |
|-------------------|--------------|--------------|

< Under-rotated jump REP Jump repetition

# ISU Four Continents Championships 2018

## LADIES

|                     |                            |                               |
|---------------------|----------------------------|-------------------------------|
| <b>Taipei Arena</b> | 24 Jan 2018<br>26 Jan 2018 | Short Program<br>Free Skating |
|---------------------|----------------------------|-------------------------------|

|                        |   |           |
|------------------------|---|-----------|
| Size of Skating Area   | : | 30m*60m   |
| Ice Conditions         | : | very good |
| Number of Entries      | : | 23        |
| Number of Participants | : | 23        |

|                 |   |  |
|-----------------|---|--|
| Entry Withdrawn | : |  |
|-----------------|---|--|

|                                  |                             |      |             |
|----------------------------------|-----------------------------|------|-------------|
| <b>Short Program</b>             |                             |      |             |
| Duration                         | :                           | 2:40 | + - 10 Sec. |
| Segment Factor                   | :                           | 1.00 |             |
| <b>Program Component Factors</b> |                             |      |             |
|                                  | Skating Skills              |      | 0.80        |
|                                  | Transitions                 |      | 0.80        |
|                                  | Performance                 |      | 0.80        |
|                                  | Composition                 |      | 0.80        |
|                                  | Interpretation of the Music |      | 0.80        |

|                                   |                             |      |             |
|-----------------------------------|-----------------------------|------|-------------|
| <b>Free Skating</b>               |                             |      |             |
| Duration                          | :                           | 4:00 | + - 10 Sec. |
| Segment Factor                    | :                           | 1.00 |             |
| <b>Program Components Factors</b> |                             |      |             |
|                                   | Skating Skills              |      | 1.60        |
|                                   | Transitions                 |      | 1.60        |
|                                   | Performance                 |      | 1.60        |
|                                   | Composition                 |      | 1.60        |
|                                   | Interpretation of the Music |      | 1.60        |

# ISU Four Continents Championships 2018

## PANEL OF JUDGES

### LADIES - SHORT PROGRAM

#### Officials

|                                       |                    |     |
|---------------------------------------|--------------------|-----|
| <b>Technical Controller</b>           | Ms. Rita ZONNEKEYN | ISU |
| <b>Technical Specialist</b>           | Mr. Troy GOLDSTEIN | ISU |
| <b>Assistant Technical Specialist</b> | Ms. Sung-Jin BYUN  | ISU |

#### Judges

|                   |                          |     |
|-------------------|--------------------------|-----|
| <b>Referee</b>    | Ms. Laimute KRAUZIENE    | ISU |
| <b>Judge No.1</b> | Ms. Sasha MARTINEZ       | ISU |
| <b>Judge No.2</b> | Ms. Reaghan FAWCETT      | ISU |
| <b>Judge No.3</b> | Mr. Neil GARRARD         | ISU |
| <b>Judge No.4</b> | Ms. Kylie Anne YACOPETTI | ISU |
| <b>Judge No.5</b> | Ms. So Young AN          | ISU |
| <b>Judge No.6</b> | Ms. Hailan JIANG         | ISU |
| <b>Judge No.7</b> | Ms. Shizuko UGAKI        | ISU |
| <b>Judge No.8</b> | Ms. Deborah CURRIE       | ISU |
| <b>Judge No.9</b> | Ms. Nadezhda PARETSKAIA  | ISU |

#### Data/Replay Operator

|                        |                      |     |
|------------------------|----------------------|-----|
| <b>Data Operator</b>   | Mr. Martin PAULMICHL | ISU |
| <b>Replay Operator</b> | Ms. Ranko HIRAI      | ISU |

# ISU Four Continents Championships 2018

## PANEL OF JUDGES

### LADIES - FREE SKATING

#### Officials

|                                       |                    |     |
|---------------------------------------|--------------------|-----|
| <b>Technical Controller</b>           | Ms. Rita ZONNEKEYN | ISU |
| <b>Technical Specialist</b>           | Mr. Troy GOLDSTEIN | ISU |
| <b>Assistant Technical Specialist</b> | Ms. Sung-Jin BYUN  | ISU |

#### Judges

|                   |                          |     |
|-------------------|--------------------------|-----|
| <b>Referee</b>    | Ms. Laimute KRAUZIENE    | ISU |
| <b>Judge No.1</b> | Ms. Reaghan FAWCETT      | ISU |
| <b>Judge No.2</b> | Ms. Deborah CURRIE       | ISU |
| <b>Judge No.3</b> | Ms. Sasha MARTINEZ       | ISU |
| <b>Judge No.4</b> | Ms. Hailan JIANG         | ISU |
| <b>Judge No.5</b> | Ms. So Young AN          | ISU |
| <b>Judge No.6</b> | Mr. Neil GARRARD         | ISU |
| <b>Judge No.7</b> | Ms. Shizuko UGAKI        | ISU |
| <b>Judge No.8</b> | Ms. Kylie Anne YACOPETTI | ISU |
| <b>Judge No.9</b> | Ms. Nadezhda PARETSKAIA  | ISU |

#### Data/Replay Operator

|                        |                      |     |
|------------------------|----------------------|-----|
| <b>Data Operator</b>   | Mr. Martin PAULMICHL | ISU |
| <b>Replay Operator</b> | Ms. Ranko HIRAI      | ISU |



## Podium Ladies



**1st place**

**Kaori SAKAMOTO**

**JPN**

**2nd place**

**Mai MIHARA**

**JPN**

**3rd place**

**Satoko MIYAHARA**

**JPN**

Official ISU Sponsors

# ISU Four Continents Championships 2018

## RESULTS

### LADIES FINAL RESULT

| Pl. | Name                 | Nation | Total Score | SP | FS |
|-----|----------------------|--------|-------------|----|----|
| 1   | Kaori SAKAMOTO       | JPN    | 214.21      | 2  | 1  |
| 2   | Mai MIHARA           | JPN    | 210.57      | 3  | 2  |
| 3   | Satoko MIYAHARA      | JPN    | 207.02      | 1  | 3  |
| 4   | Dabin CHOI           | KOR    | 190.23      | 5  | 4  |
| 5   | Mariah BELL          | USA    | 185.84      | 4  | 5  |
| 6   | Hanul KIM            | KOR    | 173.10      | 6  | 8  |
| 7   | Starr ANDREWS        | USA    | 172.65      | 7  | 7  |
| 8   | Alaine CHARTRAND     | CAN    | 172.41      | 8  | 6  |
| 9   | Angela WANG          | USA    | 161.04      | 9  | 11 |
| 10  | Xiangning LI         | CHN    | 160.40      | 10 | 10 |
| 11  | Soyoun PARK          | KOR    | 159.48      | 12 | 9  |
| 12  | Elizabet TURSUNBAEVA | KAZ    | 156.19      | 11 | 13 |
| 13  | Alicia PINEAULT      | CAN    | 152.81      | 14 | 12 |
| 14  | Brooklee HAN         | AUS    | 150.65      | 13 | 14 |
| 15  | Michelle LONG        | CAN    | 147.50      | 17 | 15 |
| 16  | Kailani CRAINE       | AUS    | 141.04      | 16 | 16 |
| 17  | Ziquan ZHAO          | CHN    | 139.01      | 18 | 17 |
| 18  | Amy LIN              | TPE    | 137.40      | 15 | 18 |
| 19  | Chloe ING            | SGP    | 129.70      | 19 | 20 |
| 20  | Aiza MAMBEKOVA       | KAZ    | 121.00      | 20 | 19 |
| 21  | Joanna SO            | HKG    | 107.69      | 21 | 21 |
| 22  | Natalie SANGKAGALO   | THA    | 93.61       | 22 | 22 |
| 23  | Thita LAMSAM         | THA    | 79.33       | 23 | 23 |



**Ms. Laimute KRAUZIENE ISU**

Referee

Printed: 26/01/2018 20:31:43



**Ms. Rita ZONNEKEYN ISU**

Technical Controller

# ISU Four Continents Championships 2018

## RESULTS

### LADIES SHORT PROGRAM

| Pl. | Name                 | Nation | Total Segment Score |
|-----|----------------------|--------|---------------------|
| 1   | Satoko MIYAHARA      | JPN    | 71.74               |
| 2   | Kaori SAKAMOTO       | JPN    | 71.34               |
| 3   | Mai MIHARA           | JPN    | 69.84               |
| 4   | Mariah BELL          | USA    | 62.90               |
| 5   | Dabin CHOI           | KOR    | 62.30               |
| 6   | Hanul KIM            | KOR    | 61.15               |
| 7   | Starr ANDREWS        | USA    | 60.61               |
| 8   | Alaine CHARTRAND     | CAN    | 59.86               |
| 9   | Angela WANG          | USA    | 58.97               |
| 10  | Xiangning LI         | CHN    | 57.01               |
| 11  | Elizabet TURSUNBAEVA | KAZ    | 56.52               |
| 12  | Soyoun PARK          | KOR    | 53.05               |
| 13  | Brooklee HAN         | AUS    | 52.29               |
| 14  | Alicia PINEAULT      | CAN    | 51.53               |
| 15  | Amy LIN              | TPE    | 51.14               |
| 16  | Kailani CRAINE       | AUS    | 50.79               |
| 17  | Michelle LONG        | CAN    | 49.77               |
| 18  | Ziquan ZHAO          | CHN    | 48.78               |
| 19  | Chloe ING            | SGP    | 45.30               |
| 20  | Aiza MAMBEKOVA       | KAZ    | 36.47               |
| 21  | Joanna SO            | HKG    | 35.51               |
| 22  | Natalie SANGKAGALO   | THA    | 33.50               |
| 23  | Thita LAMSAM         | THA    | 28.26               |

# ISU Four Continents Championships 2018

## LADIES SHORT PROGRAM JUDGES DETAILS PER SKATER

| Rank | Name            | Nation | Starting Number | Total Segment Score | Total Element Score | Total Program Component Score (factored) | Total Deductions |
|------|-----------------|--------|-----------------|---------------------|---------------------|--|------------------|
| 1    | Satoko MIYAHARA | JPN    | 22              | 71.74               | 37.34               | 34.40                                    | 0.00             |

| # | Executed Elements                                      | Info | Base Value   | GOE    | J1   | J2   | J3   | J4   | J5   | J6   | J7   | J8   | J9   | Ref | Scores of Panel |
|---|--|------|--------------|--------|------|------|------|------|------|------|------|------|------|-----|-----------------|
| 1 | 3Lz<<+3T   | <    | 8.50         | -0.20  | -1   | 0    | 1    | 0    | 0    | 0    | 0    | -1   | -1   |     | 8.30            |
| 2 | FCSp4  |      | 3.20         | 0.86   | 2    | 2    | 1    | 2    | 1    | 2    | 2    | 3    | 1    |     | 4.06            |
| 3 | CCoSp4   |      | 3.50         | 1.00   | 2    | 2    | 2    | 2    | 2    | 2    | 2    | 2    | 2    |     | 4.50            |
| 4 | 3Lo  | x    | 5.61         | 0.90   | 1    | 1    | 2    | 1    | 1    | 2    | 1    | 2    | 0    |     | 6.51            |
| 5 | StSq4  |      | 3.90         | 1.60   | 3    | 3    | 2    | 2    | 2    | 2    | 2    | 3    | 2    |     | 5.50            |
| 6 | 2A   | x    | 3.63         | 0.71   | 1    | 2    | 2    | 2    | 1    | 1    | 1    | 2    | 1    |     | 4.34            |
| 7 | LSp4   |      | 2.70         | 1.43   | 3    | 3    | 3    | 3    | 2    | 2    | 3    | 3    | 3    |     | 4.13            |
|   |  |      | <b>31.04</b> |        |      |      |      |      |      |      |      |      |      |     | <b>37.34</b>    |
|   | <b>Program Components</b>                              |      |              | Factor |      |      |      |      |      |      |      |      |      |     |                 |
|   | Skating Skills   |      |              | 0.80   | 7.25 | 8.50 | 8.25 | 8.50 | 8.50 | 8.75 | 8.75 | 9.00 | 8.50 |     | 8.54            |
|   | Transitions  |      |              | 0.80   | 7.50 | 8.75 | 8.00 | 8.75 | 8.00 | 8.75 | 8.50 | 8.75 | 8.00 |     | 8.39            |
|   | Performance  |      |              | 0.80   | 7.75 | 9.00 | 7.75 | 8.75 | 8.50 | 9.00 | 8.75 | 9.00 | 8.50 |     | 8.61            |
|   | Composition  |      |              | 0.80   | 8.00 | 8.75 | 8.00 | 9.00 | 8.25 | 9.00 | 9.25 | 9.00 | 8.75 |     | 8.68            |
|   | Interpretation of the Music                            |      |              | 0.80   | 8.25 | 9.00 | 8.25 | 9.00 | 8.50 | 9.25 | 9.00 | 9.00 | 8.75 |     | 8.79            |
|   | <b>Judges Total Program Component Score (factored)</b> |      |              |        |      |      |      |      |      |      |      |      |      |     | <b>34.40</b>    |

|                   |             |
|-------------------|-------------|
| <b>Deductions</b> | <b>0.00</b> |
|-------------------|-------------|

< Under-rotated jump x Credit for highlight distribution, base value multiplied by 1.1

| Rank | Name           | Nation | Starting Number | Total Segment Score | Total Element Score | Total Program Component Score (factored) | Total Deductions |
|------|----------------|--------|-----------------|---------------------|---------------------|--|------------------|
| 2    | Kaori SAKAMOTO | JPN    | 19              | 71.34               | 39.72               | 31.62                                    | 0.00             |

| # | Executed Elements                                      | Info | Base Value   | GOE    | J1   | J2   | J3   | J4   | J5   | J6   | J7   | J8   | J9   | Ref | Scores of Panel |
|---|--|------|--------------|--------|------|------|------|------|------|------|------|------|------|-----|-----------------|
| 1 | LSp4   |      | 2.70         | 1.14   | 2    | 3    | 3    | 2    | 2    | 2    | 2    | 3    | 2    |     | 3.84            |
| 2 | StSq3  |      | 3.30         | 0.79   | 1    | 3    | 3    | 1    | 1    | 1    | 2    | 2    | 1    |     | 4.09            |
| 3 | FCSp4  |      | 3.20         | 0.79   | 2    | 2    | 2    | 1    | 2    | 1    | 1    | 3    | 1    |     | 3.99            |
| 4 | 3F+3T  | x    | 10.56        | 1.30   | 2    | 2    | 2    | 1    | 1    | 2    | 2    | 2    | 2    |     | 11.86           |
| 5 | 3Lo  | x    | 5.61         | 1.20   | 2    | 2    | 2    | 1    | 1    | 3    | 2    | 2    | 1    |     | 6.81            |
| 6 | 2A   | x    | 3.63         | 1.00   | 2    | 2    | 2    | 1    | 2    | 2    | 2    | 2    | 2    |     | 4.63            |
| 7 | CCoSp4   |      | 3.50         | 1.00   | 1    | 3    | 3    | 1    | 2    | 2    | 1    | 3    | 2    |     | 4.50            |
|   |  |      | <b>32.50</b> |        |      |      |      |      |      |      |      |      |      |     | <b>39.72</b>    |
|   | <b>Program Components</b>                              |      |              | Factor |      |      |      |      |      |      |      |      |      |     |                 |
|   | Skating Skills   |      |              | 0.80   | 7.75 | 8.25 | 8.00 | 7.50 | 7.75 | 8.50 | 8.25 | 8.75 | 6.75 |     | 8.00            |
|   | Transitions  |      |              | 0.80   | 7.00 | 8.00 | 7.50 | 7.50 | 7.50 | 8.25 | 8.00 | 8.25 | 6.75 |     | 7.68            |
|   | Performance  |      |              | 0.80   | 7.50 | 8.00 | 8.00 | 7.75 | 8.00 | 7.75 | 8.50 | 8.50 | 7.25 |     | 7.93            |
|   | Composition  |      |              | 0.80   | 7.50 | 8.25 | 8.50 | 7.50 | 8.00 | 8.00 | 8.50 | 8.50 | 6.75 |     | 8.04            |
|   | Interpretation of the Music                            |      |              | 0.80   | 7.25 | 8.25 | 8.25 | 7.25 | 8.00 | 8.00 | 8.25 | 8.75 | 6.50 |     | 7.89            |
|   | <b>Judges Total Program Component Score (factored)</b> |      |              |        |      |      |      |      |      |      |      |      |      |     | <b>31.62</b>    |

|                   |             |
|-------------------|-------------|
| <b>Deductions</b> | <b>0.00</b> |
|-------------------|-------------|

x Credit for highlight distribution, base value multiplied by 1.1

# ISU Four Continents Championships 2018

## LADIES SHORT PROGRAM JUDGES DETAILS PER SKATER

| Rank | Name       | Nation | Starting Number | Total Segment Score | Total Element Score | Total Program Component Score (factored) | Total Deductions |
|------|------------|--------|-----------------|---------------------|---------------------|--|------------------|
| 3    | Mai MIHARA | JPN    | 18              | 69.84               | 37.92               | 31.92                                    | 0.00             |

| # | Executed Elements                                      | Info | Base Value   | GOE    | J1   | J2   | J3   | J4   | J5   | J6   | J7   | J8   | J9   | Ref | Scores of Panel |
|---|--|------|--------------|--------|------|------|------|------|------|------|------|------|------|-----|-----------------|
| 1 | 3Lz+3T   |      | 10.30        | 1.20   | 2    | 1    | 2    | 2    | 1    | 2    | 2    | 2    | 0    |     | 11.50           |
| 2 | CCoSp4   |      | 3.50         | 0.86   | 2    | 2    | 2    | 2    | 1    | 1    | 2    | 2    | 1    |     | 4.36            |
| 3 | FSSp4  |      | 3.00         | 0.57   | 2    | 1    | 0    | 1    | 1    | 0    | 1    | 2    | 2    |     | 3.57            |
| 4 | 2A   |      | 3.63         | x 0.79 | 1    | 2    | 1    | 2    | 2    | 1    | 2    | 2    | 1    |     | 4.42            |
| 5 | 3F   | !    | 5.83         | x 0.10 | 0    | 1    | 1    | 0    | 0    | 0    | 0    | 0    | 0    |     | 5.93            |
| 6 | StSq3  |      | 3.30         | 1.00   | 2    | 3    | 2    | 2    | 2    | 2    | 2    | 2    | 1    |     | 4.30            |
| 7 | LSp4   |      | 2.70         | 1.14   | 3    | 2    | 3    | 2    | 2    | 2    | 2    | 3    | 2    |     | 3.84            |
|   |  |      | <b>32.26</b> |        |      |      |      |      |      |      |      |      |      |     | <b>37.92</b>    |
|   | <b>Program Components</b>                              |      |              | Factor |      |      |      |      |      |      |      |      |      |     |                 |
|   | Skating Skills   |      |              | 0.80   | 7.50 | 8.25 | 8.25 | 8.50 | 8.00 | 8.00 | 8.00 | 8.25 | 7.50 |     | 8.04            |
|   | Transitions  |      |              | 0.80   | 7.25 | 8.00 | 7.75 | 8.50 | 8.00 | 7.75 | 7.75 | 8.00 | 7.00 |     | 7.79            |
|   | Performance  |      |              | 0.80   | 7.50 | 8.00 | 8.00 | 8.75 | 8.25 | 7.50 | 8.25 | 8.25 | 7.75 |     | 8.00            |
|   | Composition  |      |              | 0.80   | 7.75 | 8.00 | 7.75 | 8.25 | 8.00 | 7.50 | 8.50 | 8.50 | 8.00 |     | 8.04            |
|   | Interpretation of the Music                            |      |              | 0.80   | 7.50 | 8.00 | 7.75 | 8.50 | 8.25 | 8.00 | 8.25 | 8.50 | 7.50 |     | 8.04            |
|   | <b>Judges Total Program Component Score (factored)</b> |      |              |        |      |      |      |      |      |      |      |      |      |     | <b>31.92</b>    |

|                   |             |
|-------------------|-------------|
| <b>Deductions</b> | <b>0.00</b> |
|-------------------|-------------|

x Credit for highlight distribution, base value multiplied by 1.1 ! Not clear edge

| Rank | Name        | Nation | Starting Number | Total Segment Score | Total Element Score | Total Program Component Score (factored) | Total Deductions |
|------|-------------|--------|-----------------|---------------------|---------------------|--|------------------|
| 4    | Mariah BELL | USA    | 20              | 62.90               | 34.90               | 29.00                                    | 1.00             |

| # | Executed Elements                                      | Info | Base Value   | GOE    | J1   | J2   | J3   | J4   | J5   | J6   | J7   | J8   | J9   | Ref | Scores of Panel |
|---|--|------|--------------|--------|------|------|------|------|------|------|------|------|------|-----|-----------------|
| 1 | 3Lz+3T   |      | 10.30        | -2.10  | -3   | -3   | -3   | -3   | -3   | -3   | -3   | -3   | -3   |     | 8.20            |
| 2 | LSp4   |      | 2.70         | 0.79   | 2    | 2    | 2    | 2    | 1    | 1    | 1    | 2    | 1    |     | 3.49            |
| 3 | FSSp4  |      | 3.00         | 0.79   | 2    | 2    | 0    | 1    | 1    | 2    | 2    | 1    | 2    |     | 3.79            |
| 4 | 3F   |      | 5.83         | x 0.10 | 1    | -1   | 0    | -1   | 0    | 0    | 1    | 1    | 0    |     | 5.93            |
| 5 | 2A   |      | 3.63         | x 0.50 | 1    | 1    | 1    | 1    | 1    | 1    | 1    | 2    | 1    |     | 4.13            |
| 6 | StSq4  |      | 3.90         | 1.10   | 3    | 1    | 2    | 1    | 1    | 2    | 1    | 2    | 2    |     | 5.00            |
| 7 | CCoSp4   |      | 3.50         | 0.86   | 2    | 2    | 2    | 2    | 1    | 2    | 2    | 1    | 1    |     | 4.36            |
|   |  |      | <b>32.86</b> |        |      |      |      |      |      |      |      |      |      |     | <b>34.90</b>    |
|   | <b>Program Components</b>                              |      |              | Factor |      |      |      |      |      |      |      |      |      |     |                 |
|   | Skating Skills   |      |              | 0.80   | 7.00 | 6.75 | 7.25 | 6.75 | 7.00 | 7.25 | 7.25 | 7.50 | 7.75 |     | 7.14            |
|   | Transitions  |      |              | 0.80   | 7.25 | 7.00 | 7.00 | 6.75 | 7.00 | 6.75 | 7.00 | 7.00 | 7.25 |     | 7.00            |
|   | Performance  |      |              | 0.80   | 7.00 | 7.25 | 8.00 | 7.00 | 7.25 | 7.50 | 7.25 | 7.25 | 7.25 |     | 7.25            |
|   | Composition  |      |              | 0.80   | 7.50 | 7.00 | 7.50 | 6.50 | 7.00 | 7.50 | 7.50 | 7.50 | 7.75 |     | 7.36            |
|   | Interpretation of the Music                            |      |              | 0.80   | 7.50 | 7.25 | 7.50 | 7.00 | 7.50 | 7.75 | 7.25 | 7.75 | 8.00 |     | 7.50            |
|   | <b>Judges Total Program Component Score (factored)</b> |      |              |        |      |      |      |      |      |      |      |      |      |     | <b>29.00</b>    |

|                   |                 |              |
|-------------------|-----------------|--------------|
| <b>Deductions</b> | Falls: -1.00(1) | <b>-1.00</b> |
|-------------------|-----------------|--------------|

x Credit for highlight distribution, base value multiplied by 1.1

# ISU Four Continents Championships 2018

## LADIES SHORT PROGRAM JUDGES DETAILS PER SKATER

| Rank | Name       | Nation | Starting Number | Total Segment Score | Total Element Score | Total Program Component Score (factored) | Total Deductions |
|------|------------|--------|-----------------|---------------------|---------------------|--|------------------|
| 5    | Dabin CHOI | KOR    | 23              | 62.30               | 34.30               | 28.00                                    | 0.00             |

| # | Executed Elements                                      | Info | Base Value   | GOE     | J1   | J2   | J3   | J4   | J5   | J6   | J7   | J8   | J9   | Ref | Scores of Panel |
|---|--|------|--------------|---------|------|------|------|------|------|------|------|------|------|-----|-----------------|
| 1 | 3Lz+3T   |      | 10.30        | 0.70    | 1    | 1    | 1    | 1    | 1    | 1    | 1    | 1    | 0    |     | 11.00           |
| 2 | CCoSp4   |      | 3.50         | 0.36    | 0    | 0    | 1    | 1    | 1    | 0    | 1    | 1    | 1    |     | 3.86            |
| 3 | FCSp3  |      | 2.80         | 0.21    | 1    | 0    | 0    | 1    | 1    | 0    | 0    | 1    | 0    |     | 3.01            |
| 4 | 3F   |      | 5.83         | x -0.40 | -1   | -1   | -1   | 0    | 0    | -1   | 1    | 0    | -1   |     | 5.43            |
| 5 | 2A   |      | 3.63         | x 0.29  | 0    | 0    | 1    | 1    | 1    | 0    | 0    | 1    | 1    |     | 3.92            |
| 6 | StSq3  |      | 3.30         | 0.29    | 0    | 1    | 0    | 1    | 1    | 0    | 1    | 2    | 0    |     | 3.59            |
| 7 | LSp4   |      | 2.70         | 0.79    | 1    | 2    | 2    | 1    | 2    | 1    | 2    | 2    | 1    |     | 3.49            |
|   |  |      | <b>32.06</b> |         |      |      |      |      |      |      |      |      |      |     | <b>34.30</b>    |
|   | <b>Program Components</b>                              |      |              | Factor  |      |      |      |      |      |      |      |      |      |     |                 |
|   | Skating Skills   |      |              | 0.80    | 6.75 | 6.75 | 7.25 | 7.25 | 7.50 | 6.50 | 7.00 | 7.50 | 7.00 |     | 7.07            |
|   | Transitions  |      |              | 0.80    | 6.50 | 6.50 | 6.75 | 7.00 | 7.25 | 6.75 | 6.50 | 7.00 | 6.25 |     | 6.71            |
|   | Performance  |      |              | 0.80    | 6.50 | 7.00 | 7.00 | 7.00 | 7.50 | 6.75 | 7.25 | 7.50 | 6.50 |     | 7.00            |
|   | Composition  |      |              | 0.80    | 6.75 | 7.00 | 7.25 | 7.25 | 7.50 | 7.00 | 7.25 | 7.50 | 7.25 |     | 7.21            |
|   | Interpretation of the Music                            |      |              | 0.80    | 6.25 | 7.00 | 7.00 | 7.00 | 7.75 | 6.75 | 7.00 | 7.50 | 6.75 |     | 7.00            |
|   | <b>Judges Total Program Component Score (factored)</b> |      |              |         |      |      |      |      |      |      |      |      |      |     | <b>28.00</b>    |

|                   |             |
|-------------------|-------------|
| <b>Deductions</b> | <b>0.00</b> |
|-------------------|-------------|

x Credit for highlight distribution, base value multiplied by 1.1

| Rank | Name      | Nation | Starting Number | Total Segment Score | Total Element Score | Total Program Component Score (factored) | Total Deductions |
|------|-----------|--------|-----------------|---------------------|---------------------|--|------------------|
| 6    | Hanul KIM | KOR    | 7               | 61.15               | 35.66               | 25.49                                    | 0.00             |

| # | Executed Elements                                      | Info | Base Value   | GOE    | J1   | J2   | J3   | J4   | J5   | J6   | J7   | J8   | J9   | Ref | Scores of Panel |
|---|--|------|--------------|--------|------|------|------|------|------|------|------|------|------|-----|-----------------|
| 1 | 3Lz+3T   |      | 10.30        | 0.70   | 1    | 1    | 2    | 1    | 1    | 1    | 1    | 1    | 1    |     | 11.00           |
| 2 | CCoSp4   |      | 3.50         | 0.64   | 2    | 2    | 1    | 1    | 1    | 1    | 1    | 1    | 2    |     | 4.14            |
| 3 | FSSp4  |      | 3.00         | 0.21   | 0    | 0    | 0    | 1    | 1    | 0    | 0    | 1    | 1    |     | 3.21            |
| 4 | 3Lo  |      | 5.61         | x 0.00 | 0    | 0    | -1   | -1   | 1    | 0    | 1    | 1    | -1   |     | 5.61            |
| 5 | 2A   |      | 3.63         | x 0.50 | 1    | 1    | 1    | 1    | 1    | 1    | 1    | 1    | 2    |     | 4.13            |
| 6 | StSq3  |      | 3.30         | 0.43   | 1    | 1    | 0    | 1    | 1    | 1    | 0    | 1    | 1    |     | 3.73            |
| 7 | LSp4   |      | 2.70         | 1.14   | 3    | 3    | 3    | 2    | 2    | 1    | 1    | 2    | 3    |     | 3.84            |
|   |  |      | <b>32.04</b> |        |      |      |      |      |      |      |      |      |      |     | <b>35.66</b>    |
|   | <b>Program Components</b>                              |      |              | Factor |      |      |      |      |      |      |      |      |      |     |                 |
|   | Skating Skills   |      |              | 0.80   | 6.50 | 6.50 | 6.25 | 6.50 | 6.50 | 6.50 | 6.75 | 6.75 | 6.50 |     | 6.54            |
|   | Transitions  |      |              | 0.80   | 6.00 | 6.00 | 5.50 | 6.00 | 6.25 | 5.75 | 6.50 | 6.00 | 6.50 |     | 6.07            |
|   | Performance  |      |              | 0.80   | 6.25 | 6.50 | 6.00 | 6.25 | 6.50 | 6.25 | 6.75 | 6.75 | 7.00 |     | 6.46            |
|   | Composition  |      |              | 0.80   | 6.50 | 6.50 | 6.50 | 6.50 | 6.25 | 6.00 | 6.50 | 6.50 | 6.75 |     | 6.46            |
|   | Interpretation of the Music                            |      |              | 0.80   | 6.00 | 6.50 | 6.25 | 6.00 | 6.75 | 6.00 | 6.50 | 6.50 | 6.50 |     | 6.32            |
|   | <b>Judges Total Program Component Score (factored)</b> |      |              |        |      |      |      |      |      |      |      |      |      |     | <b>25.49</b>    |

|                   |             |
|-------------------|-------------|
| <b>Deductions</b> | <b>0.00</b> |
|-------------------|-------------|

x Credit for highlight distribution, base value multiplied by 1.1

# ISU Four Continents Championships 2018

## LADIES SHORT PROGRAM JUDGES DETAILS PER SKATER

| Rank | Name          | Nation | Starting Number | Total Segment Score | Total Element Score | Total Program Component Score (factored) | Total Deductions |
|------|---------------|--------|-----------------|---------------------|---------------------|--|------------------|
| 7    | Starr ANDREWS | USA    | 3               | 60.61               | 35.10               | 25.51                                    | 0.00             |

| #  | Executed Elements | Info | Base Value   | GOE    | J1   | J2   | J3   | J4   | J5   | J6   | J7   | J8   | J9   | Ref | Scores of Panel |
|--|-------------------|------|--------------|--------|------|------|------|------|------|------|------|------|------|-----|-----------------|
| 1  | 3T+3T             |      | 8.60         | -1.00  | -1   | -2   | -1   | -2   | -1   | -1   | -2   | -2   | -1   |     | 7.60            |
| 2  | LSp4              |      | 2.70         | 1.00   | 3    | 3    | 3    | 2    | 1    | 1    | 1    | 2    | 2    |     | 3.70            |
| 3  | FCSp4             |      | 3.20         | 0.86   | 3    | 2    | 1    | 1    | 2    | 2    | 1    | 2    | 2    |     | 4.06            |
| 4  | 3Lo               | x    | 5.61         | 0.90   | 2    | 2    | 2    | 1    | 1    | 1    | 1    | 1    | 1    |     | 6.51            |
| 5  | StSq4             |      | 3.90         | 0.70   | 2    | 1    | 1    | 1    | 1    | 1    | 0    | 1    | 1    |     | 4.60            |
| 6  | 2A                | x    | 3.63         | 0.57   | 2    | 2    | 1    | 1    | 1    | 1    | 1    | 1    | 1    |     | 4.20            |
| 7  | CCoSp4            |      | 3.50         | 0.93   | 2    | 2    | 2    | 1    | 2    | 2    | 1    | 2    | 2    |     | 4.43            |
|  |                   |      | <b>31.14</b> |        |      |      |      |      |      |      |      |      |      |     | <b>35.10</b>    |
| <b>Program Components</b>                              |                   |      |              | Factor |      |      |      |      |      |      |      |      |      |     |                 |
| Skating Skills   |                   |      |              | 0.80   | 6.75 | 6.25 | 7.50 | 6.25 | 6.50 | 5.75 | 6.50 | 6.50 | 6.50 |     | 6.46            |
| Transitions  |                   |      |              | 0.80   | 6.50 | 6.25 | 7.00 | 6.25 | 6.00 | 5.75 | 6.00 | 6.00 | 6.00 |     | 6.14            |
| Performance  |                   |      |              | 0.80   | 6.75 | 6.50 | 7.75 | 6.50 | 6.50 | 6.25 | 6.25 | 6.50 | 6.50 |     | 6.50            |
| Composition  |                   |      |              | 0.80   | 7.00 | 6.50 | 7.50 | 6.25 | 6.25 | 6.25 | 6.25 | 6.50 | 6.25 |     | 6.43            |
| Interpretation of the Music                            |                   |      |              | 0.80   | 6.75 | 6.25 | 7.75 | 6.25 | 6.50 | 6.00 | 6.00 | 6.75 | 6.00 |     | 6.36            |
| <b>Judges Total Program Component Score (factored)</b> |                   |      |              |        |      |      |      |      |      |      |      |      |      |     | <b>25.51</b>    |

|                   |             |
|-------------------|-------------|
| <b>Deductions</b> | <b>0.00</b> |
|-------------------|-------------|

x Credit for highlight distribution, base value multiplied by 1.1

| Rank | Name             | Nation | Starting Number | Total Segment Score | Total Element Score | Total Program Component Score (factored) | Total Deductions |
|------|------------------|--------|-----------------|---------------------|---------------------|--|------------------|
| 8    | Alaine CHARTRAND | CAN    | 17              | 59.86               | 31.28               | 28.58                                    | 0.00             |

| #  | Executed Elements | Info | Base Value   | GOE    | J1   | J2   | J3   | J4   | J5   | J6   | J7   | J8   | J9   | Ref | Scores of Panel |
|--|-------------------|------|--------------|--------|------|------|------|------|------|------|------|------|------|-----|-----------------|
| 1  | 3Lz+3T<           | <    | 9.00         | -0.30  | -1   | 0    | 1    | -1   | -1   | 0    | 0    | -1   | 0    |     | 8.70            |
| 2  | 3Lo               |      | 5.10         | 0.20   | 1    | 1    | -1   | -1   | 0    | 2    | 1    | 1    | -2   |     | 5.30            |
| 3  | FSSp3             |      | 2.60         | 0.07   | 1    | 0    | -1   | 1    | 0    | 0    | 0    | 0    | 0    |     | 2.67            |
| 4  | 2A                | x    | 3.63         | 0.21   | 1    | 0    | 0    | 0    | 0    | 1    | 1    | 0    | 1    |     | 3.84            |
| 5  | StSq3             |      | 3.30         | 0.93   | 2    | 2    | 2    | 2    | 1    | 2    | 2    | 2    | 1    |     | 4.23            |
| 6  | LSp2              |      | 1.90         | 0.43   | 1    | 1    | 1    | 1    | 0    | 0    | 1    | 2    | 1    |     | 2.33            |
| 7  | CCoSp4            |      | 3.50         | 0.71   | 1    | 2    | 1    | 2    | 1    | 1    | 1    | 2    | 2    |     | 4.21            |
|  |                   |      | <b>29.03</b> |        |      |      |      |      |      |      |      |      |      |     | <b>31.28</b>    |
| <b>Program Components</b>                              |                   |      |              | Factor |      |      |      |      |      |      |      |      |      |     |                 |
| Skating Skills   |                   |      |              | 0.80   | 7.00 | 7.00 | 7.00 | 6.50 | 7.25 | 7.50 | 6.75 | 7.25 | 7.50 |     | 7.11            |
| Transitions  |                   |      |              | 0.80   | 6.75 | 7.25 | 6.50 | 6.50 | 7.00 | 7.75 | 6.50 | 7.00 | 6.75 |     | 6.82            |
| Performance  |                   |      |              | 0.80   | 6.75 | 7.25 | 7.25 | 6.75 | 7.50 | 8.00 | 7.00 | 7.25 | 7.50 |     | 7.21            |
| Composition  |                   |      |              | 0.80   | 7.00 | 7.50 | 7.25 | 6.50 | 7.25 | 8.00 | 7.25 | 7.50 | 7.50 |     | 7.32            |
| Interpretation of the Music                            |                   |      |              | 0.80   | 6.75 | 7.25 | 7.50 | 7.00 | 7.50 | 8.25 | 7.00 | 7.50 | 7.00 |     | 7.25            |
| <b>Judges Total Program Component Score (factored)</b> |                   |      |              |        |      |      |      |      |      |      |      |      |      |     | <b>28.58</b>    |

|                   |             |
|-------------------|-------------|
| <b>Deductions</b> | <b>0.00</b> |
|-------------------|-------------|

< Under-rotated jump x Credit for highlight distribution, base value multiplied by 1.1

# ISU Four Continents Championships 2018

## LADIES SHORT PROGRAM JUDGES DETAILS PER SKATER

| Rank | Name        | Nation | Starting Number | Total Segment Score | Total Element Score | Total Program Component Score (factored) | Total Deductions |
|------|-------------|--------|-----------------|---------------------|---------------------|--|------------------|
| 9    | Angela WANG | USA    | 13              | 58.97               | 31.22               | 27.75                                    | 0.00             |

| # | Executed Elements                                      | Info | Base Value   | GOE    | J1   | J2   | J3   | J4   | J5   | J6   | J7   | J8   | J9   | Ref | Scores of Panel |
|---|--|------|--------------|--------|------|------|------|------|------|------|------|------|------|-----|-----------------|
| 1 | 3F+3T  |      | 9.60         | 1.40   | 2    | 1    | 2    | 2    | 2    | 2    | 2    | 2    | 2    |     | 11.00           |
| 2 | FCSp4  |      | 3.20         | 0.79   | 2    | 3    | 1    | 2    | 1    | 1    | 1    | 2    | 2    |     | 3.99            |
| 3 | StSq4  |      | 3.90         | 1.00   | 1    | 2    | 2    | 1    | 1    | 1    | 1    | 2    | 2    |     | 4.90            |
| 4 | 2A   |      | 3.63         | x 0.36 | 1    | 1    | 1    | 1    | 0    | 0    | 1    | 1    | 0    |     | 3.99            |
| 5 | 2Lo*   | *    | 0.00         | x 0.00 | -    | -    | -    | -    | -    | -    | -    | -    | -    |     | 0.00            |
| 6 | LSp4   |      | 2.70         | 0.57   | 1    | 2    | 1    | 1    | 1    | 0    | 1    | 2    | 1    |     | 3.27            |
| 7 | CCoSp4   |      | 3.50         | 0.57   | 0    | 2    | 1    | 1    | 1    | 1    | 2    | 1    | 1    |     | 4.07            |
|   |  |      | <b>26.53</b> |        |      |      |      |      |      |      |      |      |      |     | <b>31.22</b>    |
|   | <b>Program Components</b>                              |      |              | Factor |      |      |      |      |      |      |      |      |      |     |                 |
|   | Skating Skills   |      |              | 0.80   | 6.75 | 6.50 | 7.50 | 6.25 | 7.25 | 7.00 | 7.25 | 7.25 | 7.25 |     | 7.04            |
|   | Transitions  |      |              | 0.80   | 6.25 | 6.75 | 7.00 | 6.25 | 6.50 | 6.75 | 6.75 | 6.50 | 6.75 |     | 6.61            |
|   | Performance  |      |              | 0.80   | 6.50 | 7.00 | 7.50 | 7.00 | 7.00 | 6.75 | 7.00 | 7.00 | 6.75 |     | 6.93            |
|   | Composition  |      |              | 0.80   | 6.50 | 7.00 | 7.75 | 6.50 | 7.25 | 7.00 | 7.50 | 7.25 | 7.00 |     | 7.07            |
|   | Interpretation of the Music                            |      |              | 0.80   | 6.25 | 6.50 | 7.50 | 6.75 | 7.50 | 7.00 | 7.25 | 7.25 | 7.00 |     | 7.04            |
|   | <b>Judges Total Program Component Score (factored)</b> |      |              |        |      |      |      |      |      |      |      |      |      |     | <b>27.75</b>    |

|                   |             |
|-------------------|-------------|
| <b>Deductions</b> | <b>0.00</b> |
|-------------------|-------------|

\* Invalid element x Credit for highlight distribution, base value multiplied by 1.1

| Rank | Name         | Nation | Starting Number | Total Segment Score | Total Element Score | Total Program Component Score (factored) | Total Deductions |
|------|--------------|--------|-----------------|---------------------|---------------------|--|------------------|
| 10   | Xiangning LI | CHN    | 14              | 57.01               | 31.15               | 25.86                                    | 0.00             |

| # | Executed Elements                                      | Info | Base Value   | GOE     | J1   | J2   | J3   | J4   | J5   | J6   | J7   | J8   | J9   | Ref | Scores of Panel |
|---|--|------|--------------|---------|------|------|------|------|------|------|------|------|------|-----|-----------------|
| 1 | 3F+2T  |      | 6.60         | 0.40    | 0    | 1    | 1    | 0    | 0    | 1    | 0    | 1    | 1    |     | 7.00            |
| 2 | CCoSp4   |      | 3.50         | 0.71    | 1    | 2    | 0    | 1    | 1    | 2    | 1    | 2    | 2    |     | 4.21            |
| 3 | FCSp3  |      | 2.80         | 0.79    | 2    | 2    | 1    | 0    | 2    | 1    | 1    | 2    | 2    |     | 3.59            |
| 4 | 3Lz  |      | 6.60         | x -0.10 | 1    | -1   | 0    | -2   | 0    | 0    | 1    | 0    | -1   |     | 6.50            |
| 5 | 2A   |      | 3.63         | x 0.36  | 1    | 1    | 1    | 0    | 1    | 1    | 0    | 1    | 0    |     | 3.99            |
| 6 | StSq2  |      | 2.60         | 0.50    | 1    | 1    | 1    | 1    | 0    | 1    | 1    | 2    | 1    |     | 3.10            |
| 7 | LSp2   |      | 1.90         | 0.86    | 3    | 3    | 2    | 1    | 1    | 1    | 1    | 2    | 2    |     | 2.76            |
|   |  |      | <b>27.63</b> |         |      |      |      |      |      |      |      |      |      |     | <b>31.15</b>    |
|   | <b>Program Components</b>                              |      |              | Factor  |      |      |      |      |      |      |      |      |      |     |                 |
|   | Skating Skills   |      |              | 0.80    | 6.75 | 6.50 | 6.50 | 6.00 | 6.50 | 7.50 | 6.50 | 7.00 | 6.50 |     | 6.61            |
|   | Transitions  |      |              | 0.80    | 6.25 | 6.25 | 6.25 | 6.00 | 6.25 | 7.00 | 6.00 | 6.50 | 6.00 |     | 6.21            |
|   | Performance  |      |              | 0.80    | 6.50 | 6.50 | 6.00 | 6.25 | 6.25 | 7.25 | 6.25 | 6.75 | 6.75 |     | 6.46            |
|   | Composition  |      |              | 0.80    | 6.75 | 6.50 | 6.50 | 6.00 | 6.25 | 7.50 | 6.25 | 7.00 | 6.50 |     | 6.54            |
|   | Interpretation of the Music                            |      |              | 0.80    | 6.50 | 6.25 | 6.75 | 6.00 | 6.50 | 7.25 | 6.00 | 6.75 | 6.75 |     | 6.50            |
|   | <b>Judges Total Program Component Score (factored)</b> |      |              |         |      |      |      |      |      |      |      |      |      |     | <b>25.86</b>    |

|                   |             |
|-------------------|-------------|
| <b>Deductions</b> | <b>0.00</b> |
|-------------------|-------------|

x Credit for highlight distribution, base value multiplied by 1.1



# ISU Four Continents Championships 2018

## LADIES SHORT PROGRAM JUDGES DETAILS PER SKATER

| Rank | Name                 | Nation | Starting Number | Total Segment Score | Total Element Score | Total Program Component Score (factored) | Total Deductions |
|------|----------------------|--------|-----------------|---------------------|---------------------|--|------------------|
| 11   | Elizabet TURSYNBAEVA | KAZ    | 21              | 56.52               | 27.17               | 29.35                                    | 0.00             |

| #  | Executed Elements           | Info | Base Value   | GOE     | J1   | J2   | J3   | J4   | J5   | J6   | J7   | J8   | J9   | Ref | Scores of Panel |
|--|-----------------------------|------|--------------|---------|------|------|------|------|------|------|------|------|------|-----|-----------------|
| 1  | 3Lo                         |      | 5.10         | 0.10    | 0    | 1    | 0    | -1   | 0    | 2    | 1    | 0    | -1   |     | 5.20            |
| 2  | CCoSp3                      |      | 3.00         | 0.50    | 1    | 1    | 0    | 1    | 1    | 1    | 2    | 0    | 2    |     | 3.50            |
| 3  | 3S+3T<<                     | <<   | 6.27         | x -1.60 | -3   | -3   | -2   | -3   | -2   | -2   | -2   | -2   | -2   |     | 4.67            |
| 4  | 2A                          |      | 3.63         | x 0.64  | 1    | 2    | 2    | 1    | 1    | 1    | 1    | 1    | 2    |     | 4.27            |
| 5  | FCSp2                       |      | 2.30         | 0.43    | 1    | 1    | 1    | 1    | 0    | 0    | 1    | 1    | 1    |     | 2.73            |
| 6  | LSp4                        |      | 2.70         | 0.64    | 1    | 2    | 1    | 1    | 1    | 1    | 2    | 1    | 2    |     | 3.34            |
| 7  | StSq2                       |      | 2.60         | 0.86    | 1    | 2    | 2    | 2    | 2    | 2    | 1    | 1    | 2    |     | 3.46            |
|  |                             |      | <b>25.60</b> |         |      |      |      |      |      |      |      |      |      |     | <b>27.17</b>    |
| <b>Program Components</b>                              |                             |      |              | Factor  |      |      |      |      |      |      |      |      |      |     |                 |
|  | Skating Skills              |      |              | 0.80    | 6.75 | 7.50 | 7.75 | 7.25 | 7.25 | 7.50 | 7.25 | 7.25 | 8.00 |     | 7.39            |
|  | Transitions                 |      |              | 0.80    | 6.50 | 7.25 | 7.50 | 6.75 | 7.50 | 7.00 | 6.75 | 7.00 | 7.50 |     | 7.11            |
|  | Performance                 |      |              | 0.80    | 6.50 | 7.25 | 7.50 | 7.25 | 7.50 | 7.50 | 7.00 | 7.00 | 7.50 |     | 7.29            |
|  | Composition                 |      |              | 0.80    | 6.75 | 7.75 | 8.00 | 7.00 | 7.50 | 7.50 | 7.50 | 7.50 | 8.00 |     | 7.54            |
|  | Interpretation of the Music |      |              | 0.80    | 6.75 | 7.50 | 8.25 | 7.00 | 7.50 | 7.50 | 7.25 | 7.25 | 7.50 |     | 7.36            |
| <b>Judges Total Program Component Score (factored)</b> |                             |      |              |         |      |      |      |      |      |      |      |      |      |     | <b>29.35</b>    |

|                   |             |
|-------------------|-------------|
| <b>Deductions</b> | <b>0.00</b> |
|-------------------|-------------|

<< Downgraded jump x Credit for highlight distribution, base value multiplied by 1.1

| Rank | Name        | Nation | Starting Number | Total Segment Score | Total Element Score | Total Program Component Score (factored) | Total Deductions |
|------|-------------|--------|-----------------|---------------------|---------------------|--|------------------|
| 12   | Soyoun PARK | KOR    | 15              | 53.05               | 26.68               | 26.37                                    | 0.00             |

| #  | Executed Elements           | Info | Base Value   | GOE    | J1   | J2   | J3   | J4   | J5   | J6   | J7   | J8   | J9   | Ref | Scores of Panel |
|--|-----------------------------|------|--------------|--------|------|------|------|------|------|------|------|------|------|-----|-----------------|
| 1  | 3S+2T                       |      | 5.70         | 0.40   | 1    | 1    | 0    | 0    | 1    | 0    | 1    | 1    | 0    |     | 6.10            |
| 2  | 3Lo<                        | <    | 3.60         | -1.10  | -2   | -1   | -2   | -2   | -1   | -1   | -1   | -2   | -3   |     | 2.50            |
| 3  | FCSp3                       |      | 2.80         | 0.36   | 1    | 1    | 0    | 0    | 1    | 0    | 1    | 1    | 1    |     | 3.16            |
| 4  | 2A                          |      | 3.63         | x 0.64 | 1    | 2    | 2    | 1    | 2    | 1    | 1    | 1    | 1    |     | 4.27            |
| 5  | StSq2                       |      | 2.60         | 0.57   | 1    | 2    | 2    | 0    | 1    | 1    | 1    | 1    | 1    |     | 3.17            |
| 6  | LSp4                        |      | 2.70         | 0.64   | 1    | 2    | 2    | 1    | 1    | 0    | 1    | 2    | 1    |     | 3.34            |
| 7  | CCoSp4                      |      | 3.50         | 0.64   | 1    | 2    | 1    | 1    | 2    | 1    | 1    | 2    | 1    |     | 4.14            |
|  |                             |      | <b>24.53</b> |        |      |      |      |      |      |      |      |      |      |     | <b>26.68</b>    |
| <b>Program Components</b>                              |                             |      |              | Factor |      |      |      |      |      |      |      |      |      |     |                 |
|  | Skating Skills              |      |              | 0.80   | 6.25 | 7.00 | 6.75 | 6.00 | 7.25 | 6.75 | 6.50 | 6.50 | 6.75 |     | 6.64            |
|  | Transitions                 |      |              | 0.80   | 5.75 | 6.75 | 6.50 | 6.00 | 7.00 | 6.50 | 6.25 | 6.00 | 6.25 |     | 6.32            |
|  | Performance                 |      |              | 0.80   | 6.00 | 7.25 | 6.50 | 6.50 | 7.25 | 6.50 | 6.75 | 6.50 | 6.50 |     | 6.64            |
|  | Composition                 |      |              | 0.80   | 6.25 | 7.00 | 6.75 | 6.00 | 7.25 | 6.75 | 6.75 | 6.75 | 7.00 |     | 6.75            |
|  | Interpretation of the Music |      |              | 0.80   | 6.00 | 7.00 | 6.75 | 6.25 | 7.50 | 6.50 | 6.50 | 6.50 | 6.75 |     | 6.61            |
| <b>Judges Total Program Component Score (factored)</b> |                             |      |              |        |      |      |      |      |      |      |      |      |      |     | <b>26.37</b>    |

|                   |             |
|-------------------|-------------|
| <b>Deductions</b> | <b>0.00</b> |
|-------------------|-------------|

< Under-rotated jump x Credit for highlight distribution, base value multiplied by 1.1

# ISU Four Continents Championships 2018

## LADIES SHORT PROGRAM JUDGES DETAILS PER SKATER

| Rank | Name         | Nation | Starting Number | Total Segment Score | Total Element Score | Total Program Component Score (factored) | Total Deductions |
|------|--------------|--------|-----------------|---------------------|---------------------|--|------------------|
| 13   | Brooklee HAN | AUS    | 16              | 52.29               | 26.14               | 26.15                                    | 0.00             |

| # | Executed Elements                                      | Info | Base Value   | GOE    | J1   | J2   | J3   | J4   | J5   | J6   | J7   | J8   | J9   | Ref | Scores of Panel |
|---|--|------|--------------|--------|------|------|------|------|------|------|------|------|------|-----|-----------------|
| 1 | 3Lo+2T   |      | 6.40         | 0.20   | 1    | 0    | 0    | -1   | 0    | 1    | 1    | 0    | 0    |     | 6.60            |
| 2 | 1Lz*   | *    | 0.00         | 0.00   | -    | -    | -    | -    | -    | -    | -    | -    | -    |     | 0.00            |
| 3 | FCSp4  |      | 3.20         | 0.50   | 1    | 1    | 1    | 1    | 1    | 1    | 1    | 1    | 1    |     | 3.70            |
| 4 | 2A   |      | 3.63         | x 0.64 | 2    | 1    | 1    | 2    | 1    | 1    | 1    | 1    | 2    |     | 4.27            |
| 5 | StSq3  |      | 3.30         | 0.64   | 1    | 1    | 1    | 2    | 1    | 1    | 1    | 2    | 2    |     | 3.94            |
| 6 | CCoSp4   |      | 3.50         | 0.57   | 1    | 2    | 0    | 1    | 1    | 1    | 1    | 1    | 2    |     | 4.07            |
| 7 | LSp4   |      | 2.70         | 0.86   | 2    | 2    | 2    | 2    | 1    | 1    | 1    | 2    | 2    |     | 3.56            |
|   |  |      | <b>22.73</b> |        |      |      |      |      |      |      |      |      |      |     | <b>26.14</b>    |
|   | <b>Program Components</b>                              |      |              | Factor |      |      |      |      |      |      |      |      |      |     |                 |
|   | Skating Skills   |      |              | 0.80   | 6.50 | 6.50 | 6.50 | 6.25 | 6.75 | 6.75 | 6.50 | 6.00 | 6.75 |     | 6.54            |
|   | Transitions  |      |              | 0.80   | 6.25 | 6.25 | 6.25 | 6.00 | 6.50 | 6.50 | 6.00 | 5.75 | 7.25 |     | 6.25            |
|   | Performance  |      |              | 0.80   | 6.25 | 6.75 | 6.75 | 6.50 | 6.75 | 6.75 | 6.25 | 6.00 | 6.75 |     | 6.57            |
|   | Composition  |      |              | 0.80   | 6.75 | 6.50 | 6.50 | 6.50 | 6.75 | 6.50 | 6.75 | 6.25 | 7.25 |     | 6.61            |
|   | Interpretation of the Music                            |      |              | 0.80   | 6.75 | 7.00 | 6.50 | 6.75 | 7.00 | 6.50 | 6.50 | 6.50 | 7.50 |     | 6.71            |
|   | <b>Judges Total Program Component Score (factored)</b> |      |              |        |      |      |      |      |      |      |      |      |      |     | <b>26.15</b>    |

|                   |             |
|-------------------|-------------|
| <b>Deductions</b> | <b>0.00</b> |
|-------------------|-------------|

\* Invalid element x Credit for highlight distribution, base value multiplied by 1.1

| Rank | Name            | Nation | Starting Number | Total Segment Score | Total Element Score | Total Program Component Score (factored) | Total Deductions |
|------|-----------------|--------|-----------------|---------------------|---------------------|--|------------------|
| 14   | Alicia PINEAULT | CAN    | 9               | 51.53               | 27.47               | 25.06                                    | 1.00             |

| # | Executed Elements                                      | Info | Base Value   | GOE    | J1   | J2   | J3   | J4   | J5   | J6   | J7   | J8   | J9   | Ref | Scores of Panel |
|---|--|------|--------------|--------|------|------|------|------|------|------|------|------|------|-----|-----------------|
| 1 | 3T+3T  |      | 8.60         | -1.50  | -2   | -2   | -2   | -2   | -3   | -2   | -3   | -2   | -2   |     | 7.10            |
| 2 | 3Lo  |      | 5.10         | -2.10  | -3   | -3   | -3   | -3   | -3   | -3   | -3   | -3   | -3   |     | 3.00            |
| 3 | FCSp2  |      | 2.30         | 0.21   | 1    | 0    | 0    | 1    | 1    | 1    | 0    | 0    | 0    |     | 2.51            |
| 4 | 2A   |      | 3.30         | 0.29   | 1    | 1    | 0    | 0    | 0    | 1    | 1    | 1    | 0    |     | 3.59            |
| 5 | LSp3   |      | 2.40         | 0.93   | 2    | 2    | 3    | 2    | 1    | 1    | 2    | 2    | 2    |     | 3.33            |
| 6 | StSq4  |      | 3.90         | 0.80   | 1    | 2    | 2    | 1    | 1    | 1    | 1    | 1    | 0    |     | 4.70            |
| 7 | CCoSp3   |      | 3.00         | 0.24   | 2    | 0    | 2    | -1   | 0    | 0    | 1    | 1    | -1   |     | 3.24            |
|   |  |      | <b>28.60</b> |        |      |      |      |      |      |      |      |      |      |     | <b>27.47</b>    |
|   | <b>Program Components</b>                              |      |              | Factor |      |      |      |      |      |      |      |      |      |     |                 |
|   | Skating Skills   |      |              | 0.80   | 6.25 | 6.00 | 6.75 | 6.00 | 6.25 | 6.75 | 6.75 | 6.00 | 5.50 |     | 6.29            |
|   | Transitions  |      |              | 0.80   | 6.00 | 6.00 | 6.50 | 6.25 | 5.75 | 6.50 | 6.25 | 5.50 | 5.25 |     | 6.04            |
|   | Performance  |      |              | 0.80   | 6.50 | 6.25 | 7.25 | 6.00 | 6.25 | 6.50 | 6.50 | 5.75 | 5.50 |     | 6.25            |
|   | Composition  |      |              | 0.80   | 6.50 | 6.00 | 7.00 | 6.50 | 6.00 | 6.75 | 6.75 | 6.00 | 6.00 |     | 6.36            |
|   | Interpretation of the Music                            |      |              | 0.80   | 6.50 | 6.25 | 7.25 | 6.25 | 6.50 | 6.50 | 6.50 | 6.25 | 5.75 |     | 6.39            |
|   | <b>Judges Total Program Component Score (factored)</b> |      |              |        |      |      |      |      |      |      |      |      |      |     | <b>25.06</b>    |

|                   |                 |              |
|-------------------|-----------------|--------------|
| <b>Deductions</b> | Falls: -1.00(1) | <b>-1.00</b> |
|-------------------|-----------------|--------------|

# ISU Four Continents Championships 2018

## LADIES SHORT PROGRAM JUDGES DETAILS PER SKATER

| Rank | Name    | Nation | Starting Number | Total Segment Score | Total Element Score | Program Component Score (factored) | Total Deductions |
|------|---------|--------|-----------------|---------------------|---------------------|------------------------------------|------------------|
| 15   | Amy LIN | TPE    | 5               | 51.14               | 28.13               | 23.01                              | 0.00             |

| #  | Executed Elements | Info | Base Value   | GOE    | J1   | J2   | J3   | J4   | J5   | J6   | J7   | J8   | J9   | Ref | Scores of Panel |
|--|-------------------|------|--------------|--------|------|------|------|------|------|------|------|------|------|-----|-----------------|
| 1  | 3Lz               |      | 6.00         | -0.70  | -1   | -1   | 2    | -1   | -1   | -1   | 0    | -2   | -2   |     | 5.30            |
| 2  | 3S+2T             |      | 5.70         | 0.10   | 0    | 0    | 1    | 0    | 0    | 0    | 0    | 1    | 0    |     | 5.80            |
| 3  | FSSp3             |      | 2.60         | 0.10   | 1    | 0    | 0    | 1    | 1    | -1   | -1   | 0    | 0    |     | 2.70            |
| 4  | LSp3              |      | 2.40         | 0.36   | 1    | 1    | 2    | 1    | 0    | 0    | 0    | 1    | 1    |     | 2.76            |
| 5  | StSq3             |      | 3.30         | 0.21   | 0    | 0    | 1    | 0    | 0    | 1    | 1    | 1    | 0    |     | 3.51            |
| 6  | 2A                |      | 3.63         | x 0.36 | 0    | 1    | 2    | 1    | 0    | 0    | 1    | 1    | 1    |     | 3.99            |
| 7  | CCoSp4            |      | 3.50         | 0.57   | 1    | 1    | 2    | 1    | 1    | 1    | 1    | 2    | 1    |     | 4.07            |
|  |                   |      | <b>27.13</b> |        |      |      |      |      |      |      |      |      |      |     | <b>28.13</b>    |
| <b>Program Components</b>                              |                   |      | Factor       |        |      |      |      |      |      |      |      |      |      |     |                 |
| Skating Skills   |                   |      | 0.80         |        | 5.75 | 5.50 | 6.00 | 5.75 | 6.00 | 5.75 | 6.00 | 6.25 | 5.00 |     | 5.82            |
| Transitions  |                   |      | 0.80         |        | 5.25 | 5.25 | 5.50 | 5.75 | 5.75 | 5.25 | 5.50 | 6.00 | 5.25 |     | 5.46            |
| Performance  |                   |      | 0.80         |        | 5.50 | 5.75 | 5.50 | 6.00 | 6.25 | 5.75 | 5.75 | 6.25 | 5.50 |     | 5.79            |
| Composition  |                   |      | 0.80         |        | 5.75 | 5.50 | 6.00 | 6.00 | 6.00 | 5.75 | 6.00 | 6.25 | 5.50 |     | 5.86            |
| Interpretation of the Music                            |                   |      | 0.80         |        | 5.50 | 5.50 | 6.00 | 6.25 | 6.50 | 5.25 | 5.75 | 6.50 | 5.00 |     | 5.82            |
| <b>Judges Total Program Component Score (factored)</b> |                   |      |              |        |      |      |      |      |      |      |      |      |      |     | <b>23.01</b>    |

|                   |             |
|-------------------|-------------|
| <b>Deductions</b> | <b>0.00</b> |
|-------------------|-------------|

x Credit for highlight distribution, base value multiplied by 1.1

| Rank | Name           | Nation | Starting Number | Total Segment Score | Total Element Score | Program Component Score (factored) | Total Deductions |
|------|----------------|--------|-----------------|---------------------|---------------------|------------------------------------|------------------|
| 16   | Kailani CRAINE | AUS    | 12              | 50.79               | 26.13               | 25.66                              | 1.00             |

| #  | Executed Elements | Info | Base Value   | GOE     | J1   | J2   | J3   | J4   | J5   | J6   | J7   | J8   | J9   | Ref | Scores of Panel |
|--|-------------------|------|--------------|---------|------|------|------|------|------|------|------|------|------|-----|-----------------|
| 1  | 3F                | !    | 5.30         | -0.60   | -1   | -1   | 0    | -1   | 0    | 0    | -1   | -2   | -2   |     | 4.70            |
| 2  | CCoSp4            |      | 3.50         | 0.50    | 0    | 1    | 1    | 1    | 1    | 1    | 1    | 1    | 1    |     | 4.00            |
| 3  | StSq2             |      | 2.60         | 0.43    | 0    | 1    | 1    | 1    | 0    | 1    | 1    | 1    | 1    |     | 3.03            |
| 4  | 3Lo<+3Lo<<        | <<   | 5.94         | x -2.10 | -3   | -3   | -3   | -3   | -3   | -3   | -3   | -3   | -3   |     | 3.84            |
| 5  | 2A                |      | 3.63         | x 0.50  | 1    | 1    | 1    | 1    | 1    | 1    | 1    | 1    | 1    |     | 4.13            |
| 6  | FSSp3             |      | 2.60         | 0.50    | 1    | 2    | 1    | 1    | 1    | 1    | 0    | 1    | 1    |     | 3.10            |
| 7  | LSp3              |      | 2.40         | 0.93    | 3    | 2    | 2    | 2    | 2    | 1    | 1    | 2    | 2    |     | 3.33            |
|  |                   |      | <b>25.97</b> |         |      |      |      |      |      |      |      |      |      |     | <b>26.13</b>    |
| <b>Program Components</b>                              |                   |      | Factor       |         |      |      |      |      |      |      |      |      |      |     |                 |
| Skating Skills   |                   |      | 0.80         |         | 6.25 | 6.50 | 6.50 | 6.25 | 6.25 | 6.75 | 6.50 | 6.50 | 6.25 |     | 6.39            |
| Transitions  |                   |      | 0.80         |         | 6.00 | 6.50 | 6.00 | 6.00 | 6.00 | 6.75 | 6.00 | 6.00 | 6.25 |     | 6.11            |
| Performance  |                   |      | 0.80         |         | 6.25 | 7.00 | 6.75 | 6.00 | 6.50 | 7.00 | 6.25 | 6.50 | 6.50 |     | 6.54            |
| Composition  |                   |      | 0.80         |         | 6.50 | 6.75 | 6.25 | 6.25 | 6.25 | 7.25 | 6.50 | 6.50 | 6.25 |     | 6.43            |
| Interpretation of the Music                            |                   |      | 0.80         |         | 6.00 | 7.00 | 6.50 | 6.25 | 6.75 | 7.25 | 6.25 | 6.75 | 6.75 |     | 6.61            |
| <b>Judges Total Program Component Score (factored)</b> |                   |      |              |         |      |      |      |      |      |      |      |      |      |     | <b>25.66</b>    |

|                   |                 |              |
|-------------------|-----------------|--------------|
| <b>Deductions</b> | Falls: -1.00(1) | <b>-1.00</b> |
|-------------------|-----------------|--------------|

< Under-rotated jump << Downgraded jump x Credit for highlight distribution, base value multiplied by 1.1 ! Not clear edge

# ISU Four Continents Championships 2018

## LADIES SHORT PROGRAM JUDGES DETAILS PER SKATER

| Rank | Name          | Nation | Starting Number | Total Segment Score | Total Element Score | Total Program Component Score (factored) | Total Deductions |
|------|---------------|--------|-----------------|---------------------|---------------------|--|------------------|
| 17   | Michelle LONG | CAN    | 6               | 49.77               | 24.29               | 25.48                                    | 0.00             |

| #  | Executed Elements           | Info | Base Value   | GOE    | J1   | J2   | J3   | J4   | J5   | J6   | J7   | J8   | J9   | Ref | Scores of Panel |
|--|-----------------------------|------|--------------|--------|------|------|------|------|------|------|------|------|------|-----|-----------------|
| 1  | 3F+2T                       |      | 6.60         | -0.70  | -1   | -1   | -1   | -1   | -1   | -1   | -1   | 0    | -1   |     | 5.90            |
| 2  | 3Lo                         |      | 5.10         | -0.50  | 0    | 0    | -1   | -1   | -1   | -1   | 0    | -1   | -1   |     | 4.60            |
| 3  | LSp2                        |      | 1.90         | 0.14   | 0    | 1    | 0    | 1    | 0    | 0    | 1    | 0    | 0    |     | 2.04            |
| 4  | 2A                          |      | 3.63         | x 0.50 | 1    | 2    | 1    | 1    | 1    | 1    | 1    | 1    | 1    |     | 4.13            |
| 5  | CCoSp3                      |      | 3.00         | 0.29   | 0    | 1    | 0    | 1    | 1    | 1    | 0    | 0    | 1    |     | 3.29            |
| 6  | FCSp2                       |      | 2.30         | -0.43  | -2   | -1   | 0    | -2   | -1   | -1   | -2   | -1   | -2   |     | 1.87            |
| 7  | StSq2                       |      | 2.60         | -0.14  | 1    | -1   | -2   | -2   | -1   | 1    | 1    | 1    | -1   |     | 2.46            |
|  |                             |      | <b>25.13</b> |        |      |      |      |      |      |      |      |      |      |     | <b>24.29</b>    |
| <b>Program Components</b>                              |                             |      |              | Factor |      |      |      |      |      |      |      |      |      |     |                 |
|  | Skating Skills              |      |              | 0.80   | 6.50 | 6.50 | 6.75 | 5.50 | 6.50 | 6.50 | 6.75 | 6.25 | 5.75 |     | 6.39            |
|  | Transitions                 |      |              | 0.80   | 6.00 | 6.50 | 6.00 | 5.75 | 6.00 | 6.25 | 6.50 | 6.00 | 5.75 |     | 6.07            |
|  | Performance                 |      |              | 0.80   | 6.25 | 7.00 | 6.50 | 5.75 | 6.50 | 7.00 | 6.75 | 6.25 | 5.50 |     | 6.43            |
|  | Composition                 |      |              | 0.80   | 6.50 | 6.75 | 6.75 | 5.50 | 6.25 | 7.00 | 6.50 | 6.25 | 6.00 |     | 6.43            |
|  | Interpretation of the Music |      |              | 0.80   | 6.50 | 7.25 | 6.50 | 5.75 | 6.50 | 7.00 | 6.50 | 6.50 | 6.25 |     | 6.54            |
| <b>Judges Total Program Component Score (factored)</b> |                             |      |              |        |      |      |      |      |      |      |      |      |      |     | <b>25.48</b>    |

|                   |             |
|-------------------|-------------|
| <b>Deductions</b> | <b>0.00</b> |
|-------------------|-------------|

x Credit for highlight distribution, base value multiplied by 1.1

| Rank | Name        | Nation | Starting Number | Total Segment Score | Total Element Score | Total Program Component Score (factored) | Total Deductions |
|------|-------------|--------|-----------------|---------------------|---------------------|--|------------------|
| 18   | Ziquan ZHAO | CHN    | 4               | 48.78               | 26.79               | 22.99                                    | 1.00             |

| #  | Executed Elements           | Info | Base Value   | GOE    | J1   | J2   | J3   | J4   | J5   | J6   | J7   | J8   | J9   | Ref | Scores of Panel |
|--|-----------------------------|------|--------------|--------|------|------|------|------|------|------|------|------|------|-----|-----------------|
| 1  | 3T                          |      | 4.30         | -2.10  | -3   | -3   | -3   | -3   | -3   | -3   | -3   | -3   | -3   |     | 2.20            |
| 2  | 3Lo+2T                      |      | 6.40         | 0.30   | 1    | 2    | 0    | 0    | 0    | 1    | 1    | 0    | 0    |     | 6.70            |
| 3  | FCSp4                       |      | 3.20         | 0.50   | 1    | 1    | 1    | 1    | 1    | 1    | 1    | 1    | 0    |     | 3.70            |
| 4  | 2A                          |      | 3.63         | x 0.07 | 0    | 0    | 0    | 0    | 0    | 1    | 0    | 0    | 1    |     | 3.70            |
| 5  | CCoSp4                      |      | 3.50         | 0.29   | 0    | 1    | 1    | 0    | 0    | 1    | 0    | 1    | 1    |     | 3.79            |
| 6  | StSq3                       |      | 3.30         | 0.36   | 1    | 1    | 2    | 0    | 0    | 1    | 1    | 1    | 0    |     | 3.66            |
| 7  | LSp3                        |      | 2.40         | 0.64   | 2    | 1    | 3    | 1    | 0    | 0    | 1    | 2    | 2    |     | 3.04            |
|  |                             |      | <b>26.73</b> |        |      |      |      |      |      |      |      |      |      |     | <b>26.79</b>    |
| <b>Program Components</b>                              |                             |      |              | Factor |      |      |      |      |      |      |      |      |      |     |                 |
|  | Skating Skills              |      |              | 0.80   | 5.50 | 5.75 | 5.75 | 6.00 | 6.00 | 6.25 | 6.50 | 6.00 | 5.25 |     | 5.89            |
|  | Transitions                 |      |              | 0.80   | 5.00 | 6.00 | 5.25 | 5.75 | 5.50 | 6.00 | 6.25 | 5.50 | 4.75 |     | 5.57            |
|  | Performance                 |      |              | 0.80   | 5.25 | 5.75 | 5.00 | 6.00 | 6.00 | 5.75 | 6.25 | 5.75 | 4.75 |     | 5.64            |
|  | Composition                 |      |              | 0.80   | 5.25 | 6.25 | 5.50 | 6.25 | 6.00 | 6.25 | 6.00 | 6.00 | 5.25 |     | 5.89            |
|  | Interpretation of the Music |      |              | 0.80   | 5.00 | 6.00 | 5.25 | 6.00 | 6.25 | 6.00 | 6.00 | 6.00 | 5.00 |     | 5.75            |
| <b>Judges Total Program Component Score (factored)</b> |                             |      |              |        |      |      |      |      |      |      |      |      |      |     | <b>22.99</b>    |

|                   |                 |              |
|-------------------|-----------------|--------------|
| <b>Deductions</b> | Falls: -1.00(1) | <b>-1.00</b> |
|-------------------|-----------------|--------------|

x Credit for highlight distribution, base value multiplied by 1.1

# ISU Four Continents Championships 2018

## LADIES SHORT PROGRAM JUDGES DETAILS PER SKATER

| Rank | Name      | Nation | Starting Number | Total Segment Score | Total Element Score | Total Program Component Score (factored) | Total Deductions |
|------|-----------|--------|-----------------|---------------------|---------------------|--|------------------|
| 19   | Chloe ING | SGP    | 10              | 45.30               | 21.50               | 23.80                                    | 0.00             |

| #  | Executed Elements           | Info | Base Value   | GOE    | J1   | J2   | J3   | J4   | J5   | J6   | J7   | J8   | J9   | Ref | Scores of Panel |
|--|-----------------------------|------|--------------|--------|------|------|------|------|------|------|------|------|------|-----|-----------------|
| 1  | 3S<                         | <    | 3.10         | -1.90  | -3   | -3   | -2   | -2   | -3   | -2   | -3   | -3   | -3   |     | 1.20            |
| 2  | 3Lo<<+2T                    | <<   | 3.10         | -0.90  | -3   | -3   | -3   | -3   | -3   | -2   | -3   | -3   | -3   |     | 2.20            |
| 3  | LSp2                        |      | 1.90         | 0.57   | 1    | 2    | 0    | 2    | 0    | 1    | 1    | 1    | 2    |     | 2.47            |
| 4  | 2A                          |      | 3.63         | x 0.50 | 1    | 1    | 1    | 1    | 1    | 1    | 1    | 1    | 1    |     | 4.13            |
| 5  | FCSp4                       |      | 3.20         | 0.64   | 2    | 1    | 1    | 2    | 1    | 1    | 1    | 1    | 2    |     | 3.84            |
| 6  | StSq3                       |      | 3.30         | 0.57   | 1    | 1    | 1    | 1    | 0    | 2    | 1    | 1    | 2    |     | 3.87            |
| 7  | CCoSp3                      |      | 3.00         | 0.79   | 2    | 3    | 2    | 1    | 2    | 1    | 1    | 1    | 2    |     | 3.79            |
|  |                             |      | <b>21.23</b> |        |      |      |      |      |      |      |      |      |      |     | <b>21.50</b>    |
| <b>Program Components</b>                              |                             |      |              | Factor |      |      |      |      |      |      |      |      |      |     |                 |
|  | Skating Skills              |      |              | 0.80   | 5.50 | 5.50 | 6.50 | 6.00 | 6.00 | 5.75 | 6.00 | 5.50 | 6.25 |     | 5.86            |
|  | Transitions                 |      |              | 0.80   | 5.00 | 5.25 | 6.25 | 6.50 | 5.50 | 5.50 | 5.50 | 5.25 | 6.50 |     | 5.68            |
|  | Performance                 |      |              | 0.80   | 5.50 | 5.75 | 6.50 | 6.50 | 6.00 | 6.25 | 5.75 | 5.50 | 6.00 |     | 5.96            |
|  | Composition                 |      |              | 0.80   | 5.50 | 5.50 | 6.25 | 6.50 | 5.75 | 6.25 | 6.25 | 5.75 | 6.75 |     | 6.04            |
|  | Interpretation of the Music |      |              | 0.80   | 5.75 | 5.50 | 6.75 | 6.50 | 6.25 | 6.50 | 6.00 | 5.75 | 7.00 |     | 6.21            |
| <b>Judges Total Program Component Score (factored)</b> |                             |      |              |        |      |      |      |      |      |      |      |      |      |     | <b>23.80</b>    |

|                   |             |
|-------------------|-------------|
| <b>Deductions</b> | <b>0.00</b> |
|-------------------|-------------|

< Under-rotated jump << Downgraded jump x Credit for highlight distribution, base value multiplied by 1.1

| Rank | Name           | Nation | Starting Number | Total Segment Score | Total Element Score | Total Program Component Score (factored) | Total Deductions |
|------|----------------|--------|-----------------|---------------------|---------------------|--|------------------|
| 20   | Aiza MAMBEKOVA | KAZ    | 11              | 36.47               | 16.54               | 20.93                                    | 1.00             |

| #  | Executed Elements           | Info | Base Value   | GOE     | J1   | J2   | J3   | J4   | J5   | J6   | J7   | J8   | J9   | Ref | Scores of Panel |
|--|-----------------------------|------|--------------|---------|------|------|------|------|------|------|------|------|------|-----|-----------------|
| 1  | 3S<+2T                      | <    | 4.40         | -1.70   | -2   | -3   | -2   | -2   | -2   | -2   | -3   | -3   | -3   |     | 2.70            |
| 2  | 3T<<                        | <<   | 1.30         | -0.60   | -3   | -3   | -3   | -3   | -3   | -3   | -3   | -3   | -3   |     | 0.70            |
| 3  | CCoSp4                      |      | 3.50         | 0.71    | 3    | 1    | 2    | 1    | 1    | 1    | 1    | 2    | 2    |     | 4.21            |
| 4  | 2A<<                        | <<   | 1.21         | x -0.60 | -3   | -3   | -3   | -3   | -3   | -3   | -3   | -3   | -3   |     | 0.61            |
| 5  | FSSp3                       |      | 2.60         | 0.00    | 1    | 0    | 0    | 0    | 0    | 0    | 0    | 0    | 0    |     | 2.60            |
| 6  | StSq2                       |      | 2.60         | 0.29    | 2    | 0    | 1    | 0    | 1    | 1    | 0    | 1    | 0    |     | 2.89            |
| 7  | LSp3                        |      | 2.40         | 0.43    | 2    | 1    | 1    | 0    | 1    | 0    | 1    | 1    | 1    |     | 2.83            |
|  |                             |      | <b>18.01</b> |         |      |      |      |      |      |      |      |      |      |     | <b>16.54</b>    |
| <b>Program Components</b>                              |                             |      |              | Factor  |      |      |      |      |      |      |      |      |      |     |                 |
|  | Skating Skills              |      |              | 0.80    | 5.25 | 5.25 | 6.00 | 5.00 | 5.75 | 4.75 | 5.50 | 4.75 | 5.25 |     | 5.25            |
|  | Transitions                 |      |              | 0.80    | 5.50 | 4.75 | 5.75 | 5.00 | 5.75 | 4.75 | 4.75 | 4.50 | 5.00 |     | 5.07            |
|  | Performance                 |      |              | 0.80    | 5.25 | 5.00 | 6.00 | 5.00 | 6.25 | 4.75 | 5.00 | 4.50 | 4.75 |     | 5.11            |
|  | Composition                 |      |              | 0.80    | 5.75 | 4.75 | 6.25 | 5.00 | 5.75 | 5.25 | 5.25 | 5.00 | 5.50 |     | 5.36            |
|  | Interpretation of the Music |      |              | 0.80    | 5.75 | 5.00 | 6.00 | 5.25 | 6.50 | 5.00 | 5.25 | 5.00 | 5.25 |     | 5.36            |
| <b>Judges Total Program Component Score (factored)</b> |                             |      |              |         |      |      |      |      |      |      |      |      |      |     | <b>20.93</b>    |

|                   |                 |              |
|-------------------|-----------------|--------------|
| <b>Deductions</b> | Falls: -1.00(1) | <b>-1.00</b> |
|-------------------|-----------------|--------------|

< Under-rotated jump << Downgraded jump x Credit for highlight distribution, base value multiplied by 1.1

# ISU Four Continents Championships 2018

## LADIES SHORT PROGRAM JUDGES DETAILS PER SKATER

| Rank | Name      | Nation | Starting Number | Total Segment Score | Total Element Score | Total Program Component Score (factored) | Total Deductions |
|------|-----------|--------|-----------------|---------------------|---------------------|--|------------------|
| 21   | Joanna SO | HKG    | 1               | 35.51               | 16.16               | 20.35                                    | 1.00             |

| #  | Executed Elements           | Info | Base Value   | GOE     | J1   | J2   | J3   | J4   | J5   | J6   | J7   | J8   | J9   | Ref          | Scores of Panel |
|--|-----------------------------|------|--------------|---------|------|------|------|------|------|------|------|------|------|--------------|-----------------|
| 1  | 3Lo<<                       | <<   | 1.80         | -0.90   | -3   | -3   | -3   | -3   | -3   | -3   | -3   | -3   | -3   |              | 0.90            |
| 2  | 3S<+2T<                     | <    | 4.00         | -1.00   | -1   | -2   | -1   | -3   | -2   | -1   | 0    | -1   | -2   |              | 3.00            |
| 3  | LSp3                        |      | 2.40         | 0.36    | 1    | 1    | 1    | 0    | 0    | 0    | 1    | 1    | 1    |              | 2.76            |
| 4  | 2A<                         | <    | 2.53         | x -0.93 | -2   | -2   | -2   | -2   | -2   | -1   | -2   | -1   | -2   |              | 1.60            |
| 5  | FCSp3                       |      | 2.80         | 0.00    | 1    | 0    | 0    | 0    | 0    | 0    | 0    | -1   | 0    |              | 2.80            |
| 6  | StSq2                       |      | 2.60         | 0.21    | 1    | 0    | 1    | 0    | 0    | 1    | 0    | 1    | 0    |              | 2.81            |
| 7  | CCoSp2V                     |      | 2.00         | 0.29    | 0    | 1    | 2    | 0    | 0    | 1    | -1   | 1    | 1    |              | 2.29            |
|  |                             |      | <b>18.13</b> |         |      |      |      |      |      |      |      |      |      |              | <b>16.16</b>    |
| <b>Program Components</b>                              |                             |      | Factor       |         |      |      |      |      |      |      |      |      |      |              |                 |
|  | Skating Skills              |      |              | 0.80    | 5.25 | 4.75 | 5.25 | 5.00 | 5.25 | 4.75 | 5.25 | 5.00 | 6.25 |              | 5.11            |
|  | Transitions                 |      |              | 0.80    | 5.00 | 5.00 | 4.75 | 4.75 | 5.00 | 4.50 | 4.75 | 4.75 | 6.25 |              | 4.86            |
|  | Performance                 |      |              | 0.80    | 5.25 | 5.25 | 5.25 | 5.25 | 5.50 | 5.00 | 5.00 | 5.00 | 5.75 |              | 5.21            |
|  | Composition                 |      |              | 0.80    | 5.00 | 5.00 | 5.00 | 5.00 | 5.00 | 5.00 | 5.00 | 5.25 | 6.50 |              | 5.04            |
|  | Interpretation of the Music |      |              | 0.80    | 5.50 | 5.25 | 5.50 | 5.25 | 5.25 | 4.75 | 4.75 | 5.00 | 5.75 |              | 5.21            |
| <b>Judges Total Program Component Score (factored)</b> |                             |      |              |         |      |      |      |      |      |      |      |      |      | <b>20.35</b> |                 |

|                   |                 |              |
|-------------------|-----------------|--------------|
| <b>Deductions</b> | Falls: -1.00(1) | <b>-1.00</b> |
|-------------------|-----------------|--------------|

< Under-rotated jump << Downgraded jump x Credit for highlight distribution, base value multiplied by 1.1

| Rank | Name               | Nation | Starting Number | Total Segment Score | Total Element Score | Total Program Component Score (factored) | Total Deductions |
|------|--------------------|--------|-----------------|---------------------|---------------------|--|------------------|
| 22   | Natalie SANGKAGALO | THA    | 2               | 33.50               | 18.30               | 16.20                                    | 1.00             |

| #  | Executed Elements           | Info | Base Value   | GOE   | J1   | J2   | J3   | J4   | J5   | J6   | J7   | J8   | J9   | Ref          | Scores of Panel |
|--|-----------------------------|------|--------------|-------|------|------|------|------|------|------|------|------|------|--------------|-----------------|
| 1  | 3F+COMBO                    |      | 5.30         | -2.10 | -3   | -3   | -3   | -3   | -3   | -3   | -3   | -3   | -3   |              | 3.20            |
| 2  | LSp2                        |      | 1.90         | 0.21  | 0    | 1    | 1    | 0    | 0    | 0    | 0    | 1    | 1    |              | 2.11            |
| 3  | StSq1                       |      | 1.80         | -0.17 | 0    | -1   | -2   | -1   | 0    | -1   | 0    | 0    | -1   |              | 1.63            |
| 4  | 3T                          | x    | 4.73         | -2.10 | -3   | -3   | -3   | -3   | -3   | -3   | -3   | -3   | -3   |              | 2.63            |
| 5  | FSSp3                       |      | 2.60         | 0.00  | 0    | 0    | 0    | 0    | 0    | 0    | 0    | 0    | 0    |              | 2.60            |
| 6  | 2A                          | x    | 3.63         | -1.00 | -2   | -2   | -2   | -2   | -2   | -2   | -2   | -2   | -2   |              | 2.63            |
| 7  | CCoSp4                      |      | 3.50         | 0.00  | 0    | 0    | 0    | 0    | 0    | 0    | 0    | 1    | 0    |              | 3.50            |
|  |                             |      | <b>23.46</b> |       |      |      |      |      |      |      |      |      |      |              | <b>18.30</b>    |
| <b>Program Components</b>                              |                             |      | Factor       |       |      |      |      |      |      |      |      |      |      |              |                 |
|  | Skating Skills              |      |              | 0.80  | 4.75 | 4.25 | 4.25 | 4.25 | 4.50 | 4.25 | 4.50 | 4.25 | 4.25 |              | 4.32            |
|  | Transitions                 |      |              | 0.80  | 4.00 | 4.00 | 4.00 | 3.50 | 3.75 | 4.00 | 4.00 | 3.75 | 3.00 |              | 3.86            |
|  | Performance                 |      |              | 0.80  | 4.00 | 3.75 | 3.75 | 4.00 | 4.00 | 3.75 | 4.25 | 4.00 | 3.50 |              | 3.89            |
|  | Composition                 |      |              | 0.80  | 4.50 | 4.00 | 4.25 | 3.75 | 4.00 | 4.50 | 4.00 | 4.25 | 4.25 |              | 4.18            |
|  | Interpretation of the Music |      |              | 0.80  | 4.00 | 4.25 | 4.00 | 4.00 | 4.25 | 4.00 | 3.75 | 4.00 | 3.25 |              | 4.00            |
| <b>Judges Total Program Component Score (factored)</b> |                             |      |              |       |      |      |      |      |      |      |      |      |      | <b>16.20</b> |                 |

|                   |                 |              |
|-------------------|-----------------|--------------|
| <b>Deductions</b> | Falls: -1.00(1) | <b>-1.00</b> |
|-------------------|-----------------|--------------|

x Credit for highlight distribution, base value multiplied by 1.1

# ISU Four Continents Championships 2018

## LADIES SHORT PROGRAM JUDGES DETAILS PER SKATER

| Rank | Name         | Nation | Starting Number | Total Segment Score | Total Element Score | Program Score (factored) | Total Component Score (factored) | Total Deductions |
|------|--------------|--------|-----------------|---------------------|---------------------|--------------------------|----------------------------------|------------------|
| 23   | Thita LAMSAM | THA    | 8               | 28.26               | 12.88               |                          | 16.38                            | 1.00             |

| # | Executed Elements                                      | Info | Base Value   | GOE           | J1   | J2   | J3   | J4   | J5   | J6   | J7   | J8   | J9   | Ref | Scores of Panel |
|---|--|------|--------------|---------------|------|------|------|------|------|------|------|------|------|-----|-----------------|
| 1 | 3T<+2T<  | <    | 3.90         | -1.30         | -2   | -2   | -2   | -3   | -2   | -1   | -2   | -1   | -2   |     | 2.60            |
| 2 | FSSp2  |      | 2.30         | 0.00          | 0    | 0    | 0    | 0    | 0    | 0    | 0    | -1   | 0    |     | 2.30            |
| 3 | CCoSp2   |      | 2.50         | 0.00          | 0    | -1   | 1    | 0    | 0    | 0    | 0    | 0    | 0    |     | 2.50            |
| 4 | 3S<<   | <<   | 1.43         | x -0.60       | -3   | -3   | -3   | -3   | -3   | -3   | -3   | -3   | -3   |     | 0.83            |
| 5 | 2A<<   | <<   | 1.21         | x -0.54       | -3   | -3   | -2   | -3   | -3   | -2   | -3   | -2   | -3   |     | 0.67            |
| 6 | LSp3   |      | 2.40         | -0.13         | 0    | -1   | 0    | 0    | -1   | 0    | -1   | 0    | -1   |     | 2.27            |
| 7 | StSq1  |      | 1.80         | -0.09         | 0    | 0    | -1   | -1   | 0    | 0    | -1   | 0    | 0    |     | 1.71            |
|   |  |      | <b>15.54</b> |               |      |      |      |      |      |      |      |      |      |     | <b>12.88</b>    |
|   | <b>Program Components</b>                              |      |              | <b>Factor</b> |      |      |      |      |      |      |      |      |      |     |                 |
|   | Skating Skills   |      |              | 0.80          | 4.50 | 3.75 | 4.50 | 4.00 | 3.75 | 4.50 | 4.00 | 4.00 | 4.50 |     | 4.18            |
|   | Transitions  |      |              | 0.80          | 4.00 | 4.00 | 4.00 | 3.50 | 3.75 | 4.25 | 3.50 | 3.50 | 4.00 |     | 3.82            |
|   | Performance  |      |              | 0.80          | 4.00 | 4.25 | 4.25 | 3.75 | 4.00 | 4.50 | 3.75 | 4.00 | 4.50 |     | 4.11            |
|   | Composition  |      |              | 0.80          | 4.25 | 4.00 | 4.50 | 3.75 | 4.00 | 5.00 | 4.00 | 4.25 | 4.75 |     | 4.25            |
|   | Interpretation of the Music                            |      |              | 0.80          | 4.00 | 4.25 | 4.25 | 4.00 | 4.00 | 5.00 | 3.75 | 4.00 | 4.25 |     | 4.11            |
|   | <b>Judges Total Program Component Score (factored)</b> |      |              |               |      |      |      |      |      |      |      |      |      |     | <b>16.38</b>    |

|                   |                 |              |
|-------------------|-----------------|--------------|
| <b>Deductions</b> | Falls: -1.00(1) | <b>-1.00</b> |
|-------------------|-----------------|--------------|

< Under-rotated jump << Downgraded jump x Credit for highlight distribution, base value multiplied by 1.1

printed: 24/01/2018 19:57:20

# ISU Four Continents Championships 2018

## RESULTS

### LADIES FREE SKATING

| Pl. | Name                 | Nation | Total Segment Score |
|-----|----------------------|--------|---------------------|
| 1   | Kaori SAKAMOTO       | JPN    | 142.87              |
| 2   | Mai MIHARA           | JPN    | 140.73              |
| 3   | Satoko MIYAHARA      | JPN    | 135.28              |
| 4   | Dabin CHOI           | KOR    | 127.93              |
| 5   | Mariah BELL          | USA    | 122.94              |
| 6   | Alaine CHARTRAND     | CAN    | 112.55              |
| 7   | Starr ANDREWS        | USA    | 112.04              |
| 8   | Hanul KIM            | KOR    | 111.95              |
| 9   | Soyoun PARK          | KOR    | 106.43              |
| 10  | Xiangning LI         | CHN    | 103.39              |
| 11  | Angela WANG          | USA    | 102.07              |
| 12  | Alicia PINEAULT      | CAN    | 101.28              |
| 13  | Elizabet TURSUNBAEVA | KAZ    | 99.67               |
| 14  | Brooklee HAN         | AUS    | 98.36               |
| 15  | Michelle LONG        | CAN    | 97.73               |
| 16  | Kailani CRAINE       | AUS    | 90.25               |
| 17  | Ziquan ZHAO          | CHN    | 90.23               |
| 18  | Amy LIN              | TPE    | 86.26               |
| 19  | Aiza MAMBEKOVA       | KAZ    | 84.53               |
| 20  | Chloe ING            | SGP    | 84.40               |
| 21  | Joanna SO            | HKG    | 72.18               |
| 22  | Natalie SANGKAGALO   | THA    | 60.11               |
| 23  | Thita LAMSAM         | THA    | 51.07               |



# ISU Four Continents Championships 2018

## LADIES FREE SKATING JUDGES DETAILS PER SKATER

| Rank | Name           | Nation | Starting Number | Total Segment Score | Total Element Score | Total Program Score (factored) | Total Component Score (factored) | Total Deductions |
|------|----------------|--------|-----------------|---------------------|---------------------|--------------------------------|----------------------------------|------------------|
| 1    | Kaori SAKAMOTO | JPN    | 21              | 142.87              | 74.78               |                                | 68.09                            | 0.00             |

| #  | Executed Elements | Info | Base Value   | GOE    | J1   | J2   | J3   | J4   | J5   | J6   | J7   | J8   | J9   | Ref | Scores of Panel |
|--|-------------------|------|--------------|--------|------|------|------|------|------|------|------|------|------|-----|-----------------|
| 1  | 3F+3T             |      | 9.60         | 1.50   | 2    | 2    | 2    | 2    | 2    | 3    | 2    | 2    | 3    |     | 11.10           |
| 2  | 3S                |      | 4.40         | 0.90   | 1    | 2    | 2    | 1    | 1    | 2    | 1    | 1    | 1    |     | 5.30            |
| 3  | StSq4             |      | 3.90         | 1.30   | 2    | 2    | 2    | 1    | 2    | 3    | 2    | 2    | 1    |     | 5.20            |
| 4  | FSSp3             |      | 2.60         | 0.64   | 3    | 1    | 2    | 1    | 1    | 1    | 1    | 1    | 2    |     | 3.24            |
| 5  | 3Lz               | x    | 6.60         | 1.30   | 2    | 2    | 1    | 2    | 1    | 2    | 2    | 2    | 2    |     | 7.90            |
| 6  | 3F+2T             |      | 7.26         | x 1.00 | 1    | 1    | 2    | 1    | 1    | 2    | 2    | 1    | 2    |     | 8.26            |
| 7  | CCoSp3V           |      | 2.50         | 0.79   | 2    | 2    | 3    | 1    | 1    | 2    | 2    | 1    | 0    |     | 3.29            |
| 8  | 2A+3T+2T          | x    | 9.79         | 1.50   | 2    | 2    | 2    | 2    | 2    | 3    | 2    | 2    | 3    |     | 11.29           |
| 9  | ChSq1             |      | 2.00         | 1.30   | 2    | 2    | 1    | 1    | 2    | 2    | 2    | 2    | 2    |     | 3.30            |
| 10   | 3Lo               | x    | 5.61         | x 1.30 | 2    | 2    | 2    | 1    | 2    | 2    | 1    | 2    | 2    |     | 6.91            |
| 11   | 2A                | x    | 3.63         | x 0.86 | 2    | 2    | 2    | 1    | 1    | 2    | 2    | 2    | 1    |     | 4.49            |
| 12   | FCCoSp4           |      | 3.50         | 1.00   | 2    | 2    | 3    | 2    | 2    | 2    | 2    | 2    | 2    |     | 4.50            |
|  |                   |      | <b>61.39</b> |        |      |      |      |      |      |      |      |      |      |     | <b>74.78</b>    |
| <b>Program Components</b>                              |                   |      | Factor       |        |      |      |      |      |      |      |      |      |      |     |                 |
| Skating Skills   |                   |      | 1.60         |        | 8.50 | 8.75 | 9.00 | 8.50 | 8.50 | 8.75 | 8.25 | 7.75 | 8.00 |     | 8.46            |
| Transitions  |                   |      | 1.60         |        | 8.50 | 8.50 | 8.75 | 8.00 | 8.25 | 8.25 | 8.00 | 8.25 | 7.50 |     | 8.25            |
| Performance  |                   |      | 1.60         |        | 8.75 | 8.75 | 9.00 | 8.00 | 8.50 | 9.00 | 8.50 | 8.50 | 8.50 |     | 8.64            |
| Composition  |                   |      | 1.60         |        | 9.00 | 8.50 | 9.00 | 8.50 | 8.50 | 9.25 | 8.50 | 8.25 | 8.50 |     | 8.64            |
| Interpretation of the Music                            |                   |      | 1.60         |        | 8.75 | 8.75 | 9.00 | 8.25 | 8.75 | 9.00 | 8.25 | 8.00 | 8.25 |     | 8.57            |
| <b>Judges Total Program Component Score (factored)</b> |                   |      |              |        |      |      |      |      |      |      |      |      |      |     | <b>68.09</b>    |

|                   |             |
|-------------------|-------------|
| <b>Deductions</b> | <b>0.00</b> |
|-------------------|-------------|

x Credit for highlight distribution, base value multiplied by 1.1

| Rank | Name       | Nation | Starting Number | Total Segment Score | Total Element Score | Total Program Score (factored) | Total Component Score (factored) | Total Deductions |
|------|------------|--------|-----------------|---------------------|---------------------|--------------------------------|----------------------------------|------------------|
| 2    | Mai MIHARA | JPN    | 22              | 140.73              | 72.60               |                                | 68.13                            | 0.00             |

| #  | Executed Elements | Info | Base Value   | GOE     | J1   | J2   | J3   | J4   | J5   | J6   | J7   | J8   | J9   | Ref | Scores of Panel |
|--|-------------------|------|--------------|---------|------|------|------|------|------|------|------|------|------|-----|-----------------|
| 1  | 3Lz+3T            |      | 10.30        | 1.20    | 1    | 2    | 1    | 2    | 1    | 3    | 2    | 2    | 2    |     | 11.50           |
| 2  | ChSq1             |      | 2.00         | 1.40    | 2    | 1    | 2    | 2    | 2    | 2    | 2    | 2    | 2    |     | 3.40            |
| 3  | 2A                |      | 3.30         | 0.93    | 2    | 2    | 2    | 2    | 1    | 2    | 2    | 2    | 1    |     | 4.23            |
| 4  | CCoSp4            |      | 3.50         | 1.07    | 2    | 3    | 2    | 2    | 2    | 2    | 2    | 3    | 2    |     | 4.57            |
| 5  | FSSp4             |      | 3.00         | 0.64    | 1    | 2    | 2    | 0    | 1    | 1    | 1    | 1    | 2    |     | 3.64            |
| 6  | 3F                | !    | 5.83         | x 0.10  | 1    | 0    | 0    | 0    | 0    | 1    | 0    | 0    | 0    |     | 5.93            |
| 7  | 2A+3T             |      | 8.36         | x 1.20  | 2    | 2    | 1    | 2    | 1    | 2    | 2    | 2    | 1    |     | 9.56            |
| 8  | 3Lo               | x    | 5.61         | x 1.10  | 2    | 2    | 2    | 1    | 1    | 2    | 1    | 2    | 1    |     | 6.71            |
| 9  | 3Lz<+2T+2Lo       | <    | 8.03         | x -0.40 | 0    | -1   | -1   | 0    | -1   | -1   | 1    | -1   | 0    |     | 7.63            |
| 10   | 3S                | x    | 4.84         | x 1.50  | 2    | 2    | 2    | 2    | 2    | 3    | 2    | 3    | 2    |     | 6.34            |
| 11   | StSq3             |      | 3.30         | 1.00    | 2    | 3    | 2    | 1    | 1    | 3    | 2    | 2    | 2    |     | 4.30            |
| 12   | FCCoSp4           |      | 3.50         | 1.29    | 3    | 3    | 3    | 2    | 2    | 3    | 2    | 2    | 3    |     | 4.79            |
|  |                   |      | <b>61.57</b> |         |      |      |      |      |      |      |      |      |      |     | <b>72.60</b>    |
| <b>Program Components</b>                              |                   |      | Factor       |         |      |      |      |      |      |      |      |      |      |     |                 |
| Skating Skills   |                   |      | 1.60         |         | 8.25 | 8.50 | 8.50 | 9.00 | 8.00 | 9.00 | 8.50 | 8.75 | 7.50 |     | 8.50            |
| Transitions  |                   |      | 1.60         |         | 8.00 | 8.25 | 8.75 | 8.50 | 7.75 | 8.50 | 8.25 | 8.75 | 7.50 |     | 8.29            |
| Performance  |                   |      | 1.60         |         | 8.50 | 8.50 | 9.00 | 8.25 | 8.00 | 9.25 | 8.50 | 9.25 | 8.25 |     | 8.61            |
| Composition  |                   |      | 1.60         |         | 8.50 | 8.75 | 8.75 | 8.75 | 8.25 | 9.00 | 8.75 | 9.00 | 8.25 |     | 8.68            |
| Interpretation of the Music                            |                   |      | 1.60         |         | 8.00 | 8.50 | 8.75 | 8.50 | 8.25 | 9.00 | 8.50 | 9.25 | 7.75 |     | 8.50            |
| <b>Judges Total Program Component Score (factored)</b> |                   |      |              |         |      |      |      |      |      |      |      |      |      |     | <b>68.13</b>    |

|                   |             |
|-------------------|-------------|
| <b>Deductions</b> | <b>0.00</b> |
|-------------------|-------------|

< Under-rotated jump x Credit for highlight distribution, base value multiplied by 1.1 ! Not clear edge

# ISU Four Continents Championships 2018

## LADIES FREE SKATING JUDGES DETAILS PER SKATER

| Rank | Name            | Nation | Starting Number | Total Segment Score | Total Element Score | Total Program Component Score (factored) | Total Deductions |
|------|-----------------|--------|-----------------|---------------------|---------------------|--|------------------|
| 3    | Satoko MIYAHARA | JPN    | 23              | 135.28              | 66.52               | 69.76                                    | 1.00             |

| #  | Executed Elements | Info | Base Value    | GOE     | J1 | J2   | J3   | J4   | J5   | J6   | J7   | J8   | J9   | Ref          | Scores of Panel |      |
|--|-------------------|------|---------------|---------|----|------|------|------|------|------|------|------|------|--------------|-----------------|------|
| 1  | 3Lo               |      | 5.10          | 1.10    | 2  | 2    | 1    | 2    | 1    | 2    | 1    | 1    | 2    |              | 6.20            |      |
| 2  | 3Lz+3T<           | <    | 9.00          | -0.50   | 0  | -1   | -1   | -1   | -1   | 0    | 1    | -1   | -1   |              | 8.50            |      |
| 3  | 3F                |      | 5.30          | 0.50    | 0  | 2    | 0    | 0    | 1    | 2    | 1    | 1    | 0    |              | 5.80            |      |
| 4  | FCSp4             |      | 3.20          | 0.93    | 2  | 3    | 2    | 1    | 2    | 1    | 2    | 2    | 2    |              | 4.13            |      |
| 5  | CCoSp4            |      | 3.50          | 0.64    | 1  | 2    | 1    | 1    | 1    | -2   | 2    | 2    | 1    |              | 4.14            |      |
| 6  | StSq4             |      | 3.90          | 1.70    | 3  | 3    | 2    | 2    | 2    | 2    | 3    | 2    | 3    |              | 5.60            |      |
| 7  | 3Lz<+2T+2Lo       | <    | 8.03          | x -0.60 | -1 | -1   | 0    | -1   | -1   | -1   | 0    | -1   | -1   |              | 7.43            |      |
| 8  | 2A+3T             |      | 8.36          | x 1.30  | 2  | 2    | 1    | 2    | 2    | 2    | 2    | 2    | 1    |              | 9.66            |      |
| 9  | 3S                |      | 4.84          | x -2.10 | -3 | -3   | -3   | -3   | -3   | -3   | -3   | -3   | -3   |              | 2.74            |      |
| 10   | ChSq1             |      | 2.00          | 1.70    | 3  | 3    | 1    | 3    | 1    | 2    | 2    | 3    | 3    |              | 3.70            |      |
| 11   | 2A                |      | 3.63          | x 0.86  | 2  | 2    | 1    | 2    | 1    | 2    | 1    | 2    | 2    |              | 4.49            |      |
| 12   | LSp4              |      | 2.70          | 1.43    | 3  | 3    | 3    | 2    | 2    | 3    | 3    | 3    | 3    |              | 4.13            |      |
|  |                   |      | <b>59.56</b>  |         |    |      |      |      |      |      |      |      |      |              | <b>66.52</b>    |      |
| <b>Program Components</b>                              |                   |      | <b>Factor</b> |         |    |      |      |      |      |      |      |      |      |              |                 |      |
| Skating Skills   |                   |      | 1.60          |         |    | 8.75 | 9.00 | 8.75 | 8.50 | 8.50 | 8.75 | 8.75 | 8.50 | 8.50         |                 | 8.64 |
| Transitions  |                   |      | 1.60          |         |    | 8.75 | 8.75 | 8.50 | 8.50 | 7.75 | 8.50 | 8.25 | 8.50 | 8.00         |                 | 8.43 |
| Performance  |                   |      | 1.60          |         |    | 9.00 | 8.75 | 8.50 | 8.75 | 8.25 | 9.25 | 8.50 | 8.75 | 8.50         |                 | 8.68 |
| Composition  |                   |      | 1.60          |         |    | 8.75 | 9.25 | 9.00 | 9.00 | 8.50 | 9.00 | 9.00 | 9.00 | 8.50         |                 | 8.89 |
| Interpretation of the Music                            |                   |      | 1.60          |         |    | 9.00 | 9.25 | 9.00 | 9.00 | 8.50 | 8.75 | 9.25 | 9.00 | 8.75         |                 | 8.96 |
| <b>Judges Total Program Component Score (factored)</b> |                   |      |               |         |    |      |      |      |      |      |      |      |      | <b>69.76</b> |                 |      |

|                   |                 |              |
|-------------------|-----------------|--------------|
| <b>Deductions</b> | Falls: -1.00(1) | <b>-1.00</b> |
|-------------------|-----------------|--------------|

< Under-rotated jump x Credit for highlight distribution, base value multiplied by 1.1

| Rank | Name       | Nation | Starting Number | Total Segment Score | Total Element Score | Total Program Component Score (factored) | Total Deductions |
|------|------------|--------|-----------------|---------------------|---------------------|--|------------------|
| 4    | Dabin CHOI | KOR    | 20              | 127.93              | 68.79               | 59.14                                    | 0.00             |

| #  | Executed Elements | Info | Base Value    | GOE    | J1 | J2   | J3   | J4   | J5   | J6   | J7   | J8   | J9   | Ref          | Scores of Panel |      |
|--|-------------------|------|---------------|--------|----|------|------|------|------|------|------|------|------|--------------|-----------------|------|
| 1  | 3Lz+3T            | !    | 10.30         | 0.10   | 0  | 0    | 0    | 0    | 0    | 1    | 1    | 0    | 0    |              | 10.40           |      |
| 2  | 3F                |      | 5.30          | 0.70   | 0  | 1    | 1    | 1    | 1    | 2    | 2    | 1    | 0    |              | 6.00            |      |
| 3  | 2A+3T             |      | 7.60          | 0.70   | 0  | 1    | 1    | 1    | 1    | 1    | 1    | 1    | 1    |              | 8.30            |      |
| 4  | FCSp3             |      | 2.80          | 0.50   | 1  | 1    | 1    | 0    | 1    | 1    | 1    | 1    | 1    |              | 3.30            |      |
| 5  | StSq3             |      | 3.30          | 0.57   | 2  | 1    | 0    | 1    | 1    | 1    | 2    | 1    | 1    |              | 3.87            |      |
| 6  | 3Lo               |      | 5.61          | x 0.70 | 2  | 1    | 0    | 1    | 1    | 2    | 1    | 1    | 0    |              | 6.31            |      |
| 7  | 3Lz+2T+2Lo        |      | 10.01         | x 0.70 | 1  | 1    | 1    | 1    | 1    | 1    | 2    | 1    | 0    |              | 10.71           |      |
| 8  | 3S                |      | 4.84          | x 0.70 | 1  | 1    | 1    | 0    | 1    | 2    | 1    | 1    | 1    |              | 5.54            |      |
| 9  | 2A                |      | 3.63          | x 0.50 | 1  | 1    | 1    | 1    | 1    | 1    | 1    | 1    | 1    |              | 4.13            |      |
| 10   | CCoSp4            |      | 3.50          | 0.50   | 2  | 1    | 1    | 1    | 1    | 0    | 1    | 1    | 1    |              | 4.00            |      |
| 11   | ChSq1             |      | 2.00          | 0.90   | 2  | 1    | 1    | 1    | 1    | 0    | 2    | 1    | 2    |              | 2.90            |      |
| 12   | LSp3              |      | 2.40          | 0.93   | 3  | 2    | 1    | 2    | 2    | 2    | 2    | 1    | 2    |              | 3.33            |      |
|  |                   |      | <b>61.29</b>  |        |    |      |      |      |      |      |      |      |      |              | <b>68.79</b>    |      |
| <b>Program Components</b>                              |                   |      | <b>Factor</b> |        |    |      |      |      |      |      |      |      |      |              |                 |      |
| Skating Skills   |                   |      | 1.60          |        |    | 7.00 | 7.50 | 7.00 | 7.50 | 7.75 | 7.75 | 7.50 | 7.25 | 8.00         |                 | 7.46 |
| Transitions  |                   |      | 1.60          |        |    | 7.25 | 7.00 | 6.75 | 7.00 | 7.25 | 7.25 | 7.00 | 7.00 | 7.25         |                 | 7.11 |
| Performance  |                   |      | 1.60          |        |    | 7.50 | 7.25 | 6.75 | 7.75 | 7.75 | 7.50 | 7.50 | 7.50 | 7.75         |                 | 7.54 |
| Composition  |                   |      | 1.60          |        |    | 7.25 | 7.50 | 7.00 | 7.50 | 7.50 | 7.75 | 7.50 | 7.25 | 8.00         |                 | 7.46 |
| Interpretation of the Music                            |                   |      | 1.60          |        |    | 7.50 | 7.25 | 7.00 | 7.50 | 7.75 | 7.50 | 7.25 | 7.50 |              |                 | 7.39 |
| <b>Judges Total Program Component Score (factored)</b> |                   |      |               |        |    |      |      |      |      |      |      |      |      | <b>59.14</b> |                 |      |

|                   |  |             |
|-------------------|--|-------------|
| <b>Deductions</b> |  | <b>0.00</b> |
|-------------------|--|-------------|

x Credit for highlight distribution, base value multiplied by 1.1 ! Not clear edge

# ISU Four Continents Championships 2018

## LADIES FREE SKATING JUDGES DETAILS PER SKATER

| Rank | Name        | Nation | Starting Number | Total Segment Score | Total Element Score | Total Program Component Score (factored) | Total Deductions |
|------|-------------|--------|-----------------|---------------------|---------------------|--|------------------|
| 5    | Mariah BELL | USA    | 18              | 122.94              | 63.16               | 59.78                                    | 0.00             |

| #  | Executed Elements | Info | Base Value   | GOE     | J1   | J2   | J3   | J4   | J5   | J6   | J7   | J8   | J9   | Ref | Scores of Panel |
|--|-------------------|------|--------------|---------|------|------|------|------|------|------|------|------|------|-----|-----------------|
| 1  | 3Lz+3T            |      | 10.30        | 1.00    | 1    | 1    | 1    | 1    | 0    | 2    | 2    | 2    | 2    |     | 11.30           |
| 2  | 1Lo               |      | 0.50         | -0.26   | -3   | 0    | -3   | -3   | -3   | -3   | -3   | 0    | -3   |     | 0.24            |
| 3  | 3S                |      | 4.40         | 0.60    | 0    | 1    | 1    | 1    | 0    | 1    | 1    | 1    | 1    |     | 5.00            |
| 4  | StSq4             |      | 3.90         | 1.10    | 1    | 1    | 2    | 1    | 1    | 2    | 2    | 2    | 2    |     | 5.00            |
| 5  | 2A+3T             |      | 8.36         | x 0.90  | 1    | 1    | 1    | 1    | 0    | 2    | 2    | 1    | 2    |     | 9.26            |
| 6  | 3F                |      | 5.83         | x -1.00 | -1   | -2   | -1   | -2   | -1   | -2   | 0    | -2   | -1   |     | 4.83            |
| 7  | 3Lz               |      | 6.60         | x 0.70  | 1    | 1    | 1    | 1    | 0    | 1    | 1    | 1    | 1    |     | 7.30            |
| 8  | ChSq1             |      | 2.00         | 0.90    | 1    | 1    | 2    | 1    | 1    | 1    | 2    | 1    | 3    |     | 2.90            |
| 9  | FCCoSp4           |      | 3.50         | 0.71    | 2    | 1    | 1    | 2    | 1    | 1    | 2    | 1    | 2    |     | 4.21            |
| 10   | 2A+2T             |      | 5.06         | x 0.14  | 0    | 0    | 1    | 0    | 0    | 0    | 1    | 1    | 0    |     | 5.20            |
| 11   | CCoSp4            |      | 3.50         | 0.79    | 3    | 1    | 1    | 2    | 1    | 2    | 1    | 2    | 2    |     | 4.29            |
| 12   | LSp4              |      | 2.70         | 0.93    | 2    | 2    | 3    | 2    | 1    | 2    | 2    | 1    | 2    |     | 3.63            |
|  |                   |      | <b>56.65</b> |         |      |      |      |      |      |      |      |      |      |     | <b>63.16</b>    |
| <b>Program Components</b>                              |                   |      | Factor       |         |      |      |      |      |      |      |      |      |      |     |                 |
| Skating Skills   |                   |      | 1.60         |         | 7.00 | 7.50 | 7.25 | 7.75 | 7.00 | 8.00 | 7.50 | 7.25 | 8.00 |     | 7.46            |
| Transitions  |                   |      | 1.60         |         | 6.75 | 7.00 | 7.00 | 7.50 | 7.00 | 7.50 | 7.00 | 7.25 | 7.25 |     | 7.14            |
| Performance  |                   |      | 1.60         |         | 7.25 | 7.25 | 7.50 | 8.25 | 7.25 | 8.50 | 7.25 | 7.50 | 7.75 |     | 7.54            |
| Composition  |                   |      | 1.60         |         | 7.25 | 7.50 | 7.75 | 8.25 | 7.00 | 8.00 | 7.00 | 7.50 | 8.25 |     | 7.61            |
| Interpretation of the Music                            |                   |      | 1.60         |         | 7.25 | 7.50 | 7.75 | 8.25 | 7.25 | 8.25 | 7.25 | 7.00 | 8.00 |     | 7.61            |
| <b>Judges Total Program Component Score (factored)</b> |                   |      |              |         |      |      |      |      |      |      |      |      |      |     | <b>59.78</b>    |

|                   |             |
|-------------------|-------------|
| <b>Deductions</b> | <b>0.00</b> |
|-------------------|-------------|

x Credit for highlight distribution, base value multiplied by 1.1

| Rank | Name             | Nation | Starting Number | Total Segment Score | Total Element Score | Total Program Component Score (factored) | Total Deductions |
|------|------------------|--------|-----------------|---------------------|---------------------|--|------------------|
| 6    | Alaine CHARTRAND | CAN    | 17              | 112.55              | 55.88               | 57.67                                    | 1.00             |

| #  | Executed Elements | Info | Base Value   | GOE     | J1   | J2   | J3   | J4   | J5   | J6   | J7   | J8   | J9   | Ref | Scores of Panel |
|--|-------------------|------|--------------|---------|------|------|------|------|------|------|------|------|------|-----|-----------------|
| 1  | 3Lz+3T            |      | 10.30        | 0.60    | 1    | 1    | 0    | 1    | 0    | 2    | 2    | 0    | 1    |     | 10.90           |
| 2  | 3Fe<              | e    | 3.20         | -1.30   | -2   | -1   | -2   | -1   | -3   | -1   | -2   | -2   | -3   |     | 1.90            |
| 3  | FCCoSp4           |      | 3.50         | 0.64    | 2    | 1    | 1    | 2    | 0    | 1    | 1    | 1    | 2    |     | 4.14            |
| 4  | StSq3             |      | 3.30         | 0.93    | 2    | 2    | 1    | 2    | 2    | 2    | 2    | 1    | 3    |     | 4.23            |
| 5  | 2A+1Lo+3S<        | <    | 7.59         | x -0.36 | 0    | -1   | -1   | -1   | -1   | -1   | 0    | -2   | 0    |     | 7.23            |
| 6  | 3Lo               |      | 5.61         | x -2.10 | -3   | -3   | -3   | -3   | -3   | -3   | -3   | -3   | -3   |     | 3.51            |
| 7  | 3Lz<              | <    | 4.62         | x -0.60 | 0    | -1   | -1   | -1   | -1   | -1   | 1    | -2   | -1   |     | 4.02            |
| 8  | 3S<               | <    | 3.41         | x -0.70 | -1   | -1   | -1   | -1   | -1   | -1   | 0    | -1   | -1   |     | 2.71            |
| 9  | ChSq1             |      | 2.00         | 1.20    | 2    | 1    | 1    | 2    | 2    | 2    | 2    | 1    | 2    |     | 3.20            |
| 10   | 2A+2Lo            |      | 5.61         | x 0.29  | 1    | 1    | 1    | 0    | 0    | 1    | 1    | 0    | 0    |     | 5.90            |
| 11   | FCSSp4            |      | 3.00         | 0.71    | 1    | 2    | 2    | 1    | 2    | 0    | 2    | 1    | 1    |     | 3.71            |
| 12   | CCoSp4            |      | 3.50         | 0.93    | 2    | 2    | 1    | 2    | 2    | 2    | 1    | 2    | 2    |     | 4.43            |
|  |                   |      | <b>55.64</b> |         |      |      |      |      |      |      |      |      |      |     | <b>55.88</b>    |
| <b>Program Components</b>                              |                   |      | Factor       |         |      |      |      |      |      |      |      |      |      |     |                 |
| Skating Skills   |                   |      | 1.60         |         | 7.25 | 7.25 | 7.00 | 8.00 | 7.25 | 7.50 | 7.25 | 6.50 | 7.50 |     | 7.29            |
| Transitions  |                   |      | 1.60         |         | 7.00 | 6.75 | 6.50 | 7.25 | 6.75 | 7.00 | 6.75 | 6.00 | 7.00 |     | 6.82            |
| Performance  |                   |      | 1.60         |         | 7.50 | 7.00 | 6.50 | 8.00 | 7.25 | 7.75 | 7.00 | 6.50 | 7.50 |     | 7.21            |
| Composition  |                   |      | 1.60         |         | 7.50 | 7.50 | 6.75 | 8.00 | 7.25 | 7.50 | 7.50 | 6.50 | 7.50 |     | 7.36            |
| Interpretation of the Music                            |                   |      | 1.60         |         | 7.75 | 7.50 | 6.25 | 8.25 | 7.50 | 7.75 | 7.25 | 6.50 | 7.25 |     | 7.36            |
| <b>Judges Total Program Component Score (factored)</b> |                   |      |              |         |      |      |      |      |      |      |      |      |      |     | <b>57.67</b>    |

|                   |                 |              |
|-------------------|-----------------|--------------|
| <b>Deductions</b> | Falls: -1.00(1) | <b>-1.00</b> |
|-------------------|-----------------|--------------|

< Under-rotated jump x Credit for highlight distribution, base value multiplied by 1.1 e Wrong edge

# ISU Four Continents Championships 2018

## LADIES FREE SKATING JUDGES DETAILS PER SKATER

| Rank | Name          | Nation | Starting Number | Total Segment Score | Total Element Score | Total Program Component Score (factored) | Total Deductions |
|------|---------------|--------|-----------------|---------------------|---------------------|--|------------------|
| 7    | Starr ANDREWS | USA    | 15              | 112.04              | 58.83               | 54.21                                    | 1.00             |

| #  | Executed Elements | Info | Base Value   | GOE     | J1   | J2   | J3   | J4   | J5   | J6   | J7   | J8   | J9   | Ref | Scores of Panel |
|--|-------------------|------|--------------|---------|------|------|------|------|------|------|------|------|------|-----|-----------------|
| 1  | 3F                |      | 5.30         | 0.90    | 0    | 1    | 2    | 1    | 1    | 2    | 2    | 1    | 1    |     | 6.20            |
| 2  | 3T+3T<            | <    | 7.30         | -2.10   | -3   | -3   | -3   | -3   | -3   | -3   | -3   | -3   | -3   |     | 5.20            |
| 3  | FCSp4             |      | 3.20         | 0.64    | 1    | 2    | 2    | 1    | 1    | 1    | 1    | 1    | 2    |     | 3.84            |
| 4  | StSq4             |      | 3.90         | 0.70    | 1    | 2    | 1    | 1    | 1    | 1    | 1    | 1    | 1    |     | 4.60            |
| 5  | 3Lo               |      | 5.61         | x -1.40 | -2   | -2   | -2   | -2   | -2   | -2   | -2   | -2   | -2   |     | 4.21            |
| 6  | 3Lo+2T            |      | 7.04         | x 0.40  | 0    | 1    | 1    | 0    | 0    | 1    | 1    | 1    | 0    |     | 7.44            |
| 7  | 3S+2T+2Lo         |      | 8.25         | x 0.10  | 1    | 0    | 0    | 0    | 0    | 0    | 0    | 0    | 1    |     | 8.35            |
| 8  | FCCoSp4           |      | 3.50         | 0.31    | 1    | 1    | -1   | 1    | 0    | 1    | 1    | 1    | -1   |     | 3.81            |
| 9  | 2A                |      | 3.63         | x 0.43  | 1    | 1    | 1    | 0    | 0    | 1    | 1    | 1    | 1    |     | 4.06            |
| 10   | ChSq1             |      | 2.00         | 0.70    | 1    | 1    | 1    | 1    | 1    | 0    | 2    | 1    | 1    |     | 2.70            |
| 11   | 2A                |      | 3.63         | x 0.29  | 1    | 1    | 1    | 1    | 0    | 0    | 1    | 0    | 0    |     | 3.92            |
| 12   | CCoSp4            |      | 3.50         | 1.00    | 2    | 2    | 2    | 2    | 2    | 2    | 2    | 2    | 2    |     | 4.50            |
|  |                   |      | <b>56.86</b> |         |      |      |      |      |      |      |      |      |      |     | <b>58.83</b>    |
| <b>Program Components</b>                              |                   |      | Factor       |         |      |      |      |      |      |      |      |      |      |     |                 |
| Skating Skills   |                   |      | 1.60         |         | 6.75 | 7.00 | 7.00 | 6.75 | 6.50 | 7.25 | 6.75 | 6.50 | 6.75 |     | 6.79            |
| Transitions  |                   |      | 1.60         |         | 6.75 | 6.50 | 6.75 | 7.00 | 6.00 | 7.00 | 6.25 | 6.50 | 6.75 |     | 6.64            |
| Performance  |                   |      | 1.60         |         | 6.50 | 6.75 | 6.75 | 7.00 | 6.50 | 6.75 | 6.50 | 7.00 | 7.25 |     | 6.75            |
| Composition  |                   |      | 1.60         |         | 6.50 | 6.75 | 7.00 | 7.50 | 6.50 | 7.25 | 6.50 | 7.00 | 7.25 |     | 6.89            |
| Interpretation of the Music                            |                   |      | 1.60         |         | 6.50 | 7.00 | 6.75 | 7.25 | 7.00 | 7.00 | 6.25 | 6.75 | 6.75 |     | 6.82            |
| <b>Judges Total Program Component Score (factored)</b> |                   |      |              |         |      |      |      |      |      |      |      |      |      |     | <b>54.21</b>    |

|                   |                 |              |
|-------------------|-----------------|--------------|
| <b>Deductions</b> | Falls: -1.00(1) | <b>-1.00</b> |
|-------------------|-----------------|--------------|

< Under-rotated jump x Credit for highlight distribution, base value multiplied by 1.1

| Rank | Name      | Nation | Starting Number | Total Segment Score | Total Element Score | Total Program Component Score (factored) | Total Deductions |
|------|-----------|--------|-----------------|---------------------|---------------------|--|------------------|
| 8    | Hanul KIM | KOR    | 19              | 111.95              | 56.81               | 55.14                                    | 0.00             |

| #  | Executed Elements | Info | Base Value   | GOE     | J1   | J2   | J3   | J4   | J5   | J6   | J7   | J8   | J9   | Ref | Scores of Panel |
|--|-------------------|------|--------------|---------|------|------|------|------|------|------|------|------|------|-----|-----------------|
| 1  | 1Lz               |      | 0.60         | -0.03   | 0    | 0    | 0    | -1   | 0    | 0    | 0    | -1   | -1   |     | 0.57            |
| 2  | 2A                |      | 3.30         | 0.57    | 1    | 1    | 0    | 1    | 1    | 2    | 2    | 1    | 1    |     | 3.87            |
| 3  | 3F+2T+2Lo         | !    | 8.40         | -0.20   | 0    | -1   | -1   | 0    | -1   | 0    | 0    | 0    | 0    |     | 8.20            |
| 4  | CCoSp4            |      | 3.50         | 0.71    | 1    | 2    | 1    | 1    | 1    | 2    | 2    | 1    | 2    |     | 4.21            |
| 5  | FSSp4             |      | 3.00         | 0.43    | 1    | 1    | 0    | 0    | 1    | 1    | 1    | 1    | 2    |     | 3.43            |
| 6  | StSq3             |      | 3.30         | 0.71    | 2    | 2    | 1    | 0    | 1    | 2    | 2    | 1    | 1    |     | 4.01            |
| 7  | 3Lo               |      | 5.61         | x 0.60  | 1    | 1    | 1    | 0    | 1    | 2    | 1    | 1    | 0    |     | 6.21            |
| 8  | 3Lz+2T            |      | 8.03         | x 0.20  | 0    | 0    | -1   | 0    | 0    | 1    | 2    | 1    | 0    |     | 8.23            |
| 9  | 3S                |      | 4.84         | x 0.70  | 2    | 1    | 1    | 0    | 1    | 1    | 1    | 1    | 1    |     | 5.54            |
| 10   | ChSq1             |      | 2.00         | 0.70    | 1    | 1    | 1    | 0    | 1    | 1    | 1    | 1    | 1    |     | 2.70            |
| 11   | 2A+3T<            | <    | 6.93         | x -0.79 | -2   | -2   | -1   | -2   | -2   | -1   | -1   | -2   | -1   |     | 6.14            |
| 12   | LSp4              |      | 2.70         | 1.00    | 2    | 2    | 2    | 1    | 2    | 3    | 2    | 1    | 3    |     | 3.70            |
|  |                   |      | <b>52.21</b> |         |      |      |      |      |      |      |      |      |      |     | <b>56.81</b>    |
| <b>Program Components</b>                              |                   |      | Factor       |         |      |      |      |      |      |      |      |      |      |     |                 |
| Skating Skills   |                   |      | 1.60         |         | 7.00 | 7.00 | 7.00 | 7.00 | 6.75 | 8.00 | 6.75 | 7.50 | 6.75 |     | 7.00            |
| Transitions  |                   |      | 1.60         |         | 7.00 | 6.75 | 6.50 | 6.50 | 6.25 | 7.50 | 6.50 | 7.00 | 6.25 |     | 6.64            |
| Performance  |                   |      | 1.60         |         | 7.25 | 7.00 | 6.50 | 6.75 | 6.50 | 7.25 | 7.00 | 7.00 | 7.25 |     | 6.96            |
| Composition  |                   |      | 1.60         |         | 7.00 | 7.25 | 6.75 | 6.75 | 6.50 | 7.75 | 7.25 | 7.00 | 7.00 |     | 7.00            |
| Interpretation of the Music                            |                   |      | 1.60         |         | 7.00 | 6.75 | 6.50 | 6.75 | 6.75 | 8.00 | 7.00 | 7.00 | 6.75 |     | 6.86            |
| <b>Judges Total Program Component Score (factored)</b> |                   |      |              |         |      |      |      |      |      |      |      |      |      |     | <b>55.14</b>    |

|                   |  |             |
|-------------------|--|-------------|
| <b>Deductions</b> |  | <b>0.00</b> |
|-------------------|--|-------------|

< Under-rotated jump x Credit for highlight distribution, base value multiplied by 1.1 ! Not clear edge

# ISU Four Continents Championships 2018

## LADIES FREE SKATING JUDGES DETAILS PER SKATER

| Rank | Name        | Nation | Starting Number | Total Segment Score | Total Element Score | Total Program Component Score (factored) | Total Deductions |
|------|-------------|--------|-----------------|---------------------|---------------------|--|------------------|
| 9    | Soyoun PARK | KOR    | 14              | 106.43              | 51.90               | 54.53                                    | 0.00             |

| #  | Executed Elements | Info | Base Value   | GOE    | J1   | J2   | J3   | J4   | J5   | J6   | J7   | J8   | J9   | Ref | Scores of Panel |
|--|-------------------|------|--------------|--------|------|------|------|------|------|------|------|------|------|-----|-----------------|
| 1  | 2A+3T<            | <    | 6.30         | 0.00   | 1    | -1   | -1   | 0    | 0    | 0    | 1    | 0    | 0    |     | 6.30            |
| 2  | 3Lo<+2T           | <    | 4.90         | -0.50  | 0    | -1   | -1   | 0    | -1   | -1   | 0    | -1   | -1   |     | 4.40            |
| 3  | 3F                |      | 5.30         | 0.20   | 1    | 1    | -1   | 0    | 0    | 1    | 1    | 0    | -1   |     | 5.50            |
| 4  | StSq4             |      | 3.90         | 0.60   | 1    | 1    | 1    | 0    | 1    | 0    | 1    | 1    | 1    |     | 4.50            |
| 5  | FCSp4             |      | 3.20         | 0.64   | 2    | 2    | 1    | 1    | 1    | 1    | 1    | 0    | 2    |     | 3.84            |
| 6  | 2S                |      | 1.43         | x 0.06 | 1    | 1    | 0    | 0    | 0    | 0    | 0    | 1    | 0    |     | 1.49            |
| 7  | 3S+2T+2Lo         |      | 8.25         | x 0.50 | 2    | 1    | 1    | 0    | 0    | 0    | 1    | 1    | 1    |     | 8.75            |
| 8  | 2Lo               |      | 1.98         | x 0.00 | 0    | 0    | 0    | 0    | 0    | 0    | 0    | 1    | 0    |     | 1.98            |
| 9  | 2A                |      | 3.63         | x 0.57 | 2    | 1    | 2    | 1    | 1    | 1    | 1    | 1    | 1    |     | 4.20            |
| 10   | ChSq1             |      | 2.00         | 1.10   | 2    | 2    | 1    | 1    | 2    | 1    | 2    | 1    | 2    |     | 3.10            |
| 11   | CCoSp4            |      | 3.50         | 0.93   | 3    | 2    | 2    | 1    | 2    | 2    | 2    | 1    | 2    |     | 4.43            |
| 12   | LSp4              |      | 2.70         | 0.71   | 2    | 1    | 3    | 1    | 1    | 2    | 1    | 1    | 2    |     | 3.41            |
|  |                   |      | <b>47.09</b> |        |      |      |      |      |      |      |      |      |      |     | <b>51.90</b>    |
| <b>Program Components</b>                              |                   |      | Factor       |        |      |      |      |      |      |      |      |      |      |     |                 |
| Skating Skills   |                   |      | 1.60         |        | 7.00 | 6.75 | 6.75 | 6.75 | 7.25 | 7.25 | 6.75 | 6.25 | 7.25 |     | 6.93            |
| Transitions  |                   |      | 1.60         |        | 7.00 | 6.25 | 6.25 | 6.50 | 7.00 | 6.75 | 6.50 | 6.00 | 6.50 |     | 6.54            |
| Performance  |                   |      | 1.60         |        | 7.25 | 6.50 | 6.50 | 7.00 | 7.50 | 7.00 | 6.50 | 6.50 | 7.00 |     | 6.82            |
| Composition  |                   |      | 1.60         |        | 7.25 | 6.50 | 6.50 | 7.25 | 7.25 | 6.75 | 7.00 | 6.00 | 7.25 |     | 6.93            |
| Interpretation of the Music                            |                   |      | 1.60         |        | 7.50 | 6.75 | 6.25 | 7.25 | 7.50 | 6.75 | 6.75 | 6.25 | 6.75 |     | 6.86            |
| <b>Judges Total Program Component Score (factored)</b> |                   |      |              |        |      |      |      |      |      |      |      |      |      |     | <b>54.53</b>    |

|                   |             |
|-------------------|-------------|
| <b>Deductions</b> | <b>0.00</b> |
|-------------------|-------------|

< Under-rotated jump x Credit for highlight distribution, base value multiplied by 1.1

| Rank | Name         | Nation | Starting Number | Total Segment Score | Total Element Score | Total Program Component Score (factored) | Total Deductions |
|------|--------------|--------|-----------------|---------------------|---------------------|--|------------------|
| 10   | Xiangning LI | CHN    | 13              | 103.39              | 52.09               | 51.30                                    | 0.00             |

| #  | Executed Elements | Info | Base Value   | GOE     | J1   | J2   | J3   | J4   | J5   | J6   | J7   | J8   | J9   | Ref | Scores of Panel |
|--|-------------------|------|--------------|---------|------|------|------|------|------|------|------|------|------|-----|-----------------|
| 1  | 3F<+2T            | <    | 5.00         | -0.60   | -1   | -1   | -1   | 0    | -1   | -1   | 0    | -2   | -1   |     | 4.40            |
| 2  | 3Lz+2T            |      | 7.30         | 0.00    | 0    | 0    | -1   | 1    | 0    | -1   | 1    | 0    | 0    |     | 7.30            |
| 3  | 3F<               | <    | 3.70         | -0.70   | -1   | -1   | -1   | -1   | -1   | 0    | -1   | -2   | -1   |     | 3.00            |
| 4  | ChSq1             |      | 2.00         | 0.30    | 0    | 1    | 1    | 0    | 0    | -1   | 1    | 0    | 2    |     | 2.30            |
| 5  | FCSp3             |      | 2.80         | 0.64    | 1    | 1    | 2    | 1    | 1    | 1    | 2    | 0    | 2    |     | 3.44            |
| 6  | 3Lz<              | <    | 4.62         | x -0.60 | -1   | -1   | -1   | 0    | -1   | -1   | 0    | -2   | -1   |     | 4.02            |
| 7  | 2A+1Lo+3S         |      | 9.02         | x 0.40  | 0    | 0    | 1    | 1    | 0    | 1    | 2    | 0    | 1    |     | 9.42            |
| 8  | 3T                |      | 4.73         | x 0.00  | 0    | 1    | -1   | -1   | 0    | 0    | 1    | 0    | 0    |     | 4.73            |
| 9  | CCoSp3            |      | 3.00         | 0.64    | 1    | 1    | 0    | 2    | 1    | 1    | 2    | 1    | 2    |     | 3.64            |
| 10   | StSq2             |      | 2.60         | 0.21    | 0    | 1    | 0    | 1    | 0    | 0    | 1    | 0    | 1    |     | 2.81            |
| 11   | 2A                |      | 3.63         | x 0.21  | 1    | 1    | 1    | 0    | 0    | 0    | 1    | 0    | 0    |     | 3.84            |
| 12   | LSp3              |      | 2.40         | 0.79    | 2    | 1    | 3    | 1    | 1    | 2    | 2    | 1    | 2    |     | 3.19            |
|  |                   |      | <b>50.80</b> |         |      |      |      |      |      |      |      |      |      |     | <b>52.09</b>    |
| <b>Program Components</b>                              |                   |      | Factor       |         |      |      |      |      |      |      |      |      |      |     |                 |
| Skating Skills   |                   |      | 1.60         |         | 6.50 | 6.50 | 6.75 | 7.50 | 6.25 | 6.75 | 6.75 | 6.25 | 7.25 |     | 6.68            |
| Transitions  |                   |      | 1.60         |         | 5.75 | 6.00 | 6.00 | 6.75 | 5.75 | 6.25 | 6.25 | 6.00 | 6.25 |     | 6.07            |
| Performance  |                   |      | 1.60         |         | 6.50 | 6.25 | 6.00 | 7.25 | 6.25 | 6.00 | 6.50 | 6.00 | 7.50 |     | 6.39            |
| Composition  |                   |      | 1.60         |         | 6.25 | 6.25 | 6.50 | 7.50 | 6.00 | 6.75 | 6.75 | 6.00 | 7.25 |     | 6.54            |
| Interpretation of the Music                            |                   |      | 1.60         |         | 6.25 | 6.50 | 6.00 | 7.25 | 6.25 | 6.75 | 6.50 | 6.00 | 6.50 |     | 6.39            |
| <b>Judges Total Program Component Score (factored)</b> |                   |      |              |         |      |      |      |      |      |      |      |      |      |     | <b>51.30</b>    |

|                   |             |
|-------------------|-------------|
| <b>Deductions</b> | <b>0.00</b> |
|-------------------|-------------|

< Under-rotated jump x Credit for highlight distribution, base value multiplied by 1.1

# ISU Four Continents Championships 2018

## LADIES FREE SKATING JUDGES DETAILS PER SKATER

| Rank | Name        | Nation | Starting Number | Total Segment Score | Total Element Score | Total Program Component Score (factored) | Total Deductions |
|------|-------------|--------|-----------------|---------------------|---------------------|--|------------------|
| 11   | Angela WANG | USA    | 16              | 102.07              | 46.91               | 56.16                                    | 1.00             |

| #  | Executed Elements | Info | Base Value   | GOE     | J1   | J2   | J3   | J4   | J5   | J6   | J7   | J8   | J9   | Ref | Scores of Panel |
|--|-------------------|------|--------------|---------|------|------|------|------|------|------|------|------|------|-----|-----------------|
| 1  | 3F+3T<            | <    | 8.30         | -0.60   | 0    | -1   | -1   | -1   | -1   | -1   | 1    | -1   | -1   |     | 7.70            |
| 2  | 3Lz               |      | 6.00         | -0.70   | -1   | -1   | -1   | -1   | -1   | -1   | 0    | -1   | -1   |     | 5.30            |
| 3  | 2Lo               |      | 1.80         | -0.26   | -1   | -1   | -1   | -1   | -1   | 0    | 0    | -1   | -1   |     | 1.54            |
| 4  | ChSq1             |      | 2.00         | 0.90    | 2    | 1    | 1    | 1    | 2    | 1    | 1    | 1    | 2    |     | 2.90            |
| 5  | CCoSp4            |      | 3.50         | 0.71    | 2    | 1    | 1    | 1    | 1    | 0    | 2    | 2    | 2    |     | 4.21            |
| 6  | 1Lo+2A+SEQ        |      | 3.34         | x -0.21 | 0    | 0    | 0    | -1   | 0    | -1   | 1    | -1   | -1   |     | 3.13            |
| 7  | 3F<               | <    | 4.07         | x -2.10 | -3   | -3   | -3   | -3   | -3   | -3   | -3   | -3   | -3   |     | 1.97            |
| 8  | 3S                |      | 4.84         | x -1.40 | -2   | -2   | -2   | -2   | -2   | -2   | -2   | -2   | -3   |     | 3.44            |
| 9  | 2A                |      | 3.63         | x 0.29  | 1    | 1    | 1    | 0    | 0    | 1    | 1    | 0    | 0    |     | 3.92            |
| 10   | FCSp4             |      | 3.20         | 0.36    | 1    | 1    | 1    | 0    | 0    | 0    | 2    | 1    | 1    |     | 3.56            |
| 11   | StSq4             |      | 3.90         | 1.20    | 2    | 2    | 2    | 0    | 1    | 2    | 2    | 1    | 2    |     | 5.10            |
| 12   | FCCoSp4           |      | 3.50         | 0.64    | 1    | 1    | 1    | 1    | 2    | 1    | 2    | 1    | 2    |     | 4.14            |
|  |                   |      | <b>48.08</b> |         |      |      |      |      |      |      |      |      |      |     | <b>46.91</b>    |
| <b>Program Components</b>                              |                   |      |              | Factor  |      |      |      |      |      |      |      |      |      |     |                 |
| Skating Skills   |                   |      |              | 1.60    | 7.25 | 7.25 | 7.00 | 7.00 | 7.25 | 7.25 | 7.25 | 7.00 | 7.50 |     | 7.18            |
| Transitions  |                   |      |              | 1.60    | 7.00 | 6.50 | 6.75 | 6.50 | 6.75 | 6.75 | 6.75 | 7.00 | 6.75 |     | 6.75            |
| Performance  |                   |      |              | 1.60    | 6.75 | 6.75 | 6.50 | 7.00 | 7.00 | 7.00 | 7.00 | 7.25 | 6.75 |     | 6.89            |
| Composition  |                   |      |              | 1.60    | 7.25 | 7.00 | 6.75 | 7.25 | 7.25 | 7.25 | 7.25 | 7.25 | 7.50 |     | 7.21            |
| Interpretation of the Music                            |                   |      |              | 1.60    | 7.25 | 7.25 | 6.75 | 7.00 | 7.25 | 7.00 | 7.00 | 7.00 | 7.00 |     | 7.07            |
| <b>Judges Total Program Component Score (factored)</b> |                   |      |              |         |      |      |      |      |      |      |      |      |      |     | <b>56.16</b>    |

|                   |                 |              |
|-------------------|-----------------|--------------|
| <b>Deductions</b> | Falls: -1.00(1) | <b>-1.00</b> |
|-------------------|-----------------|--------------|

< Under-rotated jump x Credit for highlight distribution, base value multiplied by 1.1

| Rank | Name            | Nation | Starting Number | Total Segment Score | Total Element Score | Total Program Component Score (factored) | Total Deductions |
|------|-----------------|--------|-----------------|---------------------|---------------------|--|------------------|
| 12   | Alicia PINEAULT | CAN    | 7               | 101.28              | 49.63               | 51.65                                    | 0.00             |

| #  | Executed Elements | Info | Base Value   | GOE     | J1   | J2   | J3   | J4   | J5   | J6   | J7   | J8   | J9   | Ref | Scores of Panel |
|--|-------------------|------|--------------|---------|------|------|------|------|------|------|------|------|------|-----|-----------------|
| 1  | 3Lz               |      | 6.00         | -0.70   | -1   | -1   | -2   | -1   | -1   | -1   | -1   | -1   | -1   |     | 5.30            |
| 2  | 3F<               | !    | 3.70         | -1.30   | -2   | -2   | -2   | -1   | -2   | -1   | -2   | -2   | -2   |     | 2.40            |
| 3  | 2A+3T             |      | 7.60         | -0.50   | -1   | -1   | 0    | -1   | -1   | -1   | 0    | -1   | 0    |     | 7.10            |
| 4  | FSSp2             |      | 2.30         | 0.43    | 0    | 1    | 1    | 1    | 1    | 0    | 1    | 1    | 2    |     | 2.73            |
| 5  | StSq2             |      | 2.60         | 0.50    | 1    | 1    | 1    | 1    | 0    | 2    | 1    | 1    | 1    |     | 3.10            |
| 6  | 3Lo               |      | 5.61         | x 0.60  | 1    | 1    | 0    | 1    | 0    | 1    | 2    | 1    | 1    |     | 6.21            |
| 7  | 3S<+2T            | <    | 4.84         | x -0.70 | -1   | -1   | -1   | -1   | -1   | -1   | 0    | -1   | -2   |     | 4.14            |
| 8  | 2A+2T+2Lo         |      | 7.04         | x 0.14  | 1    | 0    | 0    | 0    | 0    | 0    | 1    | 0    | 1    |     | 7.18            |
| 9  | 2T*               | *    | 0.00         | x 0.00  | -    | -    | -    | -    | -    | -    | -    | -    | -    |     | 0.00            |
| 10   | CCoSp4            |      | 3.50         | 0.93    | 2    | 2    | 2    | 2    | 1    | 1    | 2    | 2    | 3    |     | 4.43            |
| 11   | ChSq1             |      | 2.00         | 0.90    | 1    | 1    | 2    | 1    | 1    | 2    | 1    | 1    | 2    |     | 2.90            |
| 12   | FCCoSp4           |      | 3.50         | 0.64    | 1    | 1    | 2    | 1    | 1    | 1    | 2    | 1    | 2    |     | 4.14            |
|  |                   |      | <b>48.69</b> |         |      |      |      |      |      |      |      |      |      |     | <b>49.63</b>    |
| <b>Program Components</b>                              |                   |      |              | Factor  |      |      |      |      |      |      |      |      |      |     |                 |
| Skating Skills   |                   |      |              | 1.60    | 6.50 | 6.25 | 6.75 | 6.50 | 6.50 | 6.75 | 6.50 | 6.00 | 6.50 |     | 6.50            |
| Transitions  |                   |      |              | 1.60    | 6.50 | 5.75 | 6.50 | 6.25 | 6.00 | 6.25 | 6.25 | 5.75 | 6.50 |     | 6.21            |
| Performance  |                   |      |              | 1.60    | 6.50 | 6.00 | 6.25 | 6.50 | 6.50 | 6.75 | 6.75 | 6.25 | 6.75 |     | 6.50            |
| Composition  |                   |      |              | 1.60    | 6.75 | 6.00 | 6.75 | 6.75 | 6.50 | 6.50 | 6.75 | 6.00 | 7.25 |     | 6.57            |
| Interpretation of the Music                            |                   |      |              | 1.60    | 6.25 | 6.25 | 6.50 | 6.50 | 6.75 | 6.75 | 6.50 | 6.00 | 6.75 |     | 6.50            |
| <b>Judges Total Program Component Score (factored)</b> |                   |      |              |         |      |      |      |      |      |      |      |      |      |     | <b>51.65</b>    |

|                   |  |             |
|-------------------|--|-------------|
| <b>Deductions</b> |  | <b>0.00</b> |
|-------------------|--|-------------|

< Under-rotated jump \* Invalid element x Credit for highlight distribution, base value multiplied by 1.1 ! Not clear edge

# ISU Four Continents Championships 2018

## LADIES FREE SKATING JUDGES DETAILS PER SKATER

| Rank | Name                 | Nation | Starting Number | Total Segment Score | Total Element Score | Total Program Component Score (factored) | Total Deductions |
|------|----------------------|--------|-----------------|---------------------|---------------------|--|------------------|
| 13   | Elizabet TURSYNBAEVA | KAZ    | 12              | 99.67               | 44.12               | 55.55                                    | 0.00             |

| #  | Executed Elements | Info | Base Value   | GOE     | J1   | J2   | J3   | J4   | J5   | J6   | J7   | J8   | J9   | Ref | Scores of Panel |
|--|-------------------|------|--------------|---------|------|------|------|------|------|------|------|------|------|-----|-----------------|
| 1  | 3Lo               |      | 5.10         | -1.40   | -2   | -2   | -2   | -2   | -2   | -2   | -2   | -2   | -1   |     | 3.70            |
| 2  | 3Lz<              | <    | 4.20         | -1.50   | -3   | -2   | -1   | -2   | -3   | -2   | -2   | -2   | -2   |     | 2.70            |
| 3  | 3F                |      | 5.30         | -2.00   | -3   | -2   | -2   | -3   | -3   | -3   | -3   | -3   | -3   |     | 3.30            |
| 4  | FCSp4             |      | 3.20         | 0.43    | 1    | 1    | 1    | 0    | 1    | 0    | 1    | 1    | 2    |     | 3.63            |
| 5  | ChSq1             |      | 2.00         | 1.00    | 2    | 1    | 2    | 1    | 1    | 1    | 2    | 1    | 2    |     | 3.00            |
| 6  | 3S+3T<            | <    | 8.14         | x -0.50 | 0    | -1   | -1   | -1   | -1   | -1   | 0    | -2   | 0    |     | 7.64            |
| 7  | 2A                |      | 3.63         | x 0.43  | 1    | 0    | 1    | 1    | 0    | 1    | 1    | 1    | 1    |     | 4.06            |
| 8  | 2A                |      | 3.63         | x -0.93 | -2   | -2   | -1   | -2   | -2   | -2   | -1   | -2   | -2   |     | 2.70            |
| 9  | 3S<               | <    | 3.41         | x -1.10 | -2   | -1   | -1   | -1   | -2   | -2   | 0    | -2   | -2   |     | 2.31            |
| 10   | StSq3             |      | 3.30         | 0.71    | 1    | 2    | 2    | 1    | 1    | 1    | 2    | 1    | 2    |     | 4.01            |
| 11   | CCoSp3            |      | 3.00         | 0.64    | 1    | 1    | 1    | 1    | 2    | 0    | 2    | 1    | 2    |     | 3.64            |
| 12   | FCCoSp3           |      | 3.00         | 0.43    | 1    | 1    | 0    | 1    | 1    | 0    | 1    | 1    | 1    |     | 3.43            |
|  |                   |      | <b>47.91</b> |         |      |      |      |      |      |      |      |      |      |     | <b>44.12</b>    |
| <b>Program Components</b>                              |                   |      | Factor       |         |      |      |      |      |      |      |      |      |      |     |                 |
| Skating Skills   |                   |      | 1.60         |         | 6.75 | 6.75 | 7.00 | 6.75 | 7.00 | 7.00 | 7.25 | 6.75 | 7.50 |     | 6.93            |
| Transitions  |                   |      | 1.60         |         | 7.25 | 6.50 | 7.00 | 6.75 | 6.50 | 6.50 | 7.00 | 6.25 | 7.25 |     | 6.79            |
| Performance  |                   |      | 1.60         |         | 6.75 | 6.50 | 6.75 | 6.75 | 7.00 | 6.75 | 7.00 | 6.75 | 7.00 |     | 6.82            |
| Composition  |                   |      | 1.60         |         | 7.50 | 6.75 | 7.25 | 7.00 | 7.00 | 7.00 | 7.50 | 7.00 | 7.75 |     | 7.18            |
| Interpretation of the Music                            |                   |      | 1.60         |         | 7.00 | 6.75 | 7.00 | 7.00 | 7.25 | 6.75 | 7.25 | 6.75 | 7.25 |     | 7.00            |
| <b>Judges Total Program Component Score (factored)</b> |                   |      |              |         |      |      |      |      |      |      |      |      |      |     | <b>55.55</b>    |

|                   |             |
|-------------------|-------------|
| <b>Deductions</b> | <b>0.00</b> |
|-------------------|-------------|

< Under-rotated jump x Credit for highlight distribution, base value multiplied by 1.1

| Rank | Name         | Nation | Starting Number | Total Segment Score | Total Element Score | Total Program Component Score (factored) | Total Deductions |
|------|--------------|--------|-----------------|---------------------|---------------------|--|------------------|
| 14   | Brooklee HAN | AUS    | 6               | 98.36               | 48.11               | 51.25                                    | 1.00             |

| #  | Executed Elements | Info | Base Value   | GOE     | J1   | J2   | J3   | J4   | J5   | J6   | J7   | J8   | J9   | Ref | Scores of Panel |
|--|-------------------|------|--------------|---------|------|------|------|------|------|------|------|------|------|-----|-----------------|
| 1  | 3Lo+2T            |      | 6.40         | 0.10    | 1    | 0    | 0    | 0    | 0    | 0    | 1    | 0    | 0    |     | 6.50            |
| 2  | 3Lz               |      | 6.00         | 0.20    | 0    | 1    | -1   | 0    | 0    | 1    | 1    | 0    | 0    |     | 6.20            |
| 3  | 3S                |      | 4.40         | 0.20    | 1    | 1    | 0    | 0    | 0    | 1    | 0    | 0    | 0    |     | 4.60            |
| 4  | FCCoSp4           |      | 3.50         | 0.36    | 1    | 1    | 0    | 1    | 0    | 1    | 1    | 1    | 0    |     | 3.86            |
| 5  | CCoSp4            |      | 3.50         | 0.50    | 1    | 1    | 1    | 1    | 1    | 0    | 1    | 1    | 1    |     | 4.00            |
| 6  | ChSq1             |      | 2.00         | 0.60    | 1    | 1    | 1    | 1    | 0    | 0    | 2    | 1    | 1    |     | 2.60            |
| 7  | 3Lo<              | <    | 3.96         | x -2.10 | -3   | -3   | -3   | -3   | -3   | -3   | -3   | -3   | -3   |     | 1.86            |
| 8  | 2A+2A+SEQ         |      | 5.81         | x 0.43  | 1    | 1    | 0    | 1    | 0    | 1    | 1    | 1    | 1    |     | 6.24            |
| 9  | 3T<<              | <<   | 1.43         | x -0.60 | -3   | -3   | -2   | -3   | -3   | -3   | -3   | -3   | -3   |     | 0.83            |
| 10   | 3T+2T             | <    | 4.73         | x -1.80 | -3   | -1   | -2   | -2   | -3   | -2   | -3   | -3   | -3   |     | 2.93            |
| 11   | StSq4             |      | 3.90         | 1.10    | 1    | 2    | 1    | 1    | 1    | 2    | 2    | 2    | 2    |     | 5.00            |
| 12   | LSp4              |      | 2.70         | 0.79    | 2    | 2    | 2    | 1    | 1    | 2    | 1    | 1    | 2    |     | 3.49            |
|  |                   |      | <b>48.33</b> |         |      |      |      |      |      |      |      |      |      |     | <b>48.11</b>    |
| <b>Program Components</b>                              |                   |      | Factor       |         |      |      |      |      |      |      |      |      |      |     |                 |
| Skating Skills   |                   |      | 1.60         |         | 6.50 | 6.50 | 6.25 | 6.50 | 6.25 | 6.50 | 6.75 | 6.25 | 6.50 |     | 6.43            |
| Transitions  |                   |      | 1.60         |         | 6.75 | 6.25 | 6.00 | 6.25 | 6.00 | 6.00 | 6.25 | 6.25 | 6.00 |     | 6.14            |
| Performance  |                   |      | 1.60         |         | 6.75 | 6.25 | 6.25 | 6.50 | 6.50 | 6.50 | 6.50 | 6.00 | 6.25 |     | 6.39            |
| Composition  |                   |      | 1.60         |         | 7.00 | 6.50 | 6.50 | 6.25 | 6.25 | 6.25 | 6.75 | 6.25 | 6.75 |     | 6.46            |
| Interpretation of the Music                            |                   |      | 1.60         |         | 7.00 | 6.75 | 6.75 | 6.50 | 6.75 | 6.50 | 6.50 | 6.25 | 6.50 |     | 6.61            |
| <b>Judges Total Program Component Score (factored)</b> |                   |      |              |         |      |      |      |      |      |      |      |      |      |     | <b>51.25</b>    |

|                   |                 |              |
|-------------------|-----------------|--------------|
| <b>Deductions</b> | Falls: -1.00(1) | <b>-1.00</b> |
|-------------------|-----------------|--------------|

< Under-rotated jump << Downgraded jump x Credit for highlight distribution, base value multiplied by 1.1

# ISU Four Continents Championships 2018

## LADIES FREE SKATING JUDGES DETAILS PER SKATER

| Rank | Name          | Nation | Starting Number | Total Segment Score | Total Element Score | Total Program Component Score (factored) | Total Deductions |
|------|---------------|--------|-----------------|---------------------|---------------------|--|------------------|
| 15   | Michelle LONG | CAN    | 11              | 97.73               | 45.06               | 52.67                                    | 0.00             |

| #  | Executed Elements | Info | Base Value    | GOE     | J1 | J2   | J3   | J4   | J5   | J6   | J7   | J8   | J9   | Ref  | Scores of Panel |      |
|--|-------------------|------|---------------|---------|----|------|------|------|------|------|------|------|------|------|-----------------|------|
| 1  | 2A                |      | 3.30          | -0.36   | 0  | -1   | 0    | -1   | -1   | -1   | 0    | -1   | -1   |      | 2.94            |      |
| 2  | 3F                |      | 5.30          | 0.30    | 0  | 1    | 1    | 0    | 0    | 1    | 1    | 0    | 0    |      | 5.60            |      |
| 3  | 3F+REP            |      | 3.71          | -2.10   | -3 | -2   | -3   | -3   | -3   | -3   | -3   | -3   | -3   |      | 1.61            |      |
| 4  | LSp2              |      | 1.90          | 0.43    | 1  | 1    | 1    | 1    | 1    | 0    | 1    | 2    | 0    |      | 2.33            |      |
| 5  | CCoSp3            |      | 3.00          | 0.29    | 1  | 1    | 0    | 1    | 0    | 0    | 1    | 1    | 0    |      | 3.29            |      |
| 6  | ChSq1             |      | 2.00          | 0.50    | 1  | 0    | 0    | 1    | 0    | 1    | 2    | 1    | 1    |      | 2.50            |      |
| 7  | 3Lo+2T            |      | 7.04          | x 0.50  | 1  | 1    | 1    | 0    | 0    | 0    | 1    | 1    | 1    |      | 7.54            |      |
| 8  | 2A                |      | 3.63          | x 0.36  | 1  | 1    | 0    | 1    | 0    | 0    | 1    | 1    | 1    |      | 3.99            |      |
| 9  | 3S+1Lo<<+2S       | <<   | 6.27          | x -1.40 | -2 | -2   | -2   | -2   | -2   | -2   | -1   | -2   | -2   |      | 4.87            |      |
| 10   | 3Lo<              | <    | 3.96          | x -0.80 | -1 | -1   | -1   | -1   | -1   | -1   | 0    | -2   | -2   |      | 3.16            |      |
| 11   | StSq3             |      | 3.30          | 0.50    | 1  | 1    | 1    | 1    | 1    | 2    | 1    | 1    | 1    |      | 3.80            |      |
| 12   | FCCoSp3           |      | 3.00          | 0.43    | 1  | 1    | 0    | 1    | 1    | 0    | 1    | 1    | 2    |      | 3.43            |      |
|  |                   |      | <b>46.41</b>  |         |    |      |      |      |      |      |      |      |      |      | <b>45.06</b>    |      |
| <b>Program Components</b>                              |                   |      | <b>Factor</b> |         |    |      |      |      |      |      |      |      |      |      |                 |      |
| Skating Skills   |                   |      | 1.60          |         |    | 6.75 | 6.50 | 6.75 | 6.50 | 6.75 | 6.25 | 6.50 | 6.00 | 7.00 |                 | 6.57 |
| Transitions  |                   |      | 1.60          |         |    | 6.50 | 6.00 | 6.50 | 6.75 | 6.00 | 6.00 | 6.25 | 6.00 | 6.25 |                 | 6.21 |
| Performance  |                   |      | 1.60          |         |    | 7.00 | 6.25 | 6.50 | 7.25 | 6.75 | 6.25 | 6.75 | 6.50 | 6.75 |                 | 6.64 |
| Composition  |                   |      | 1.60          |         |    | 6.75 | 6.50 | 6.75 | 7.00 | 6.50 | 6.50 | 7.00 | 6.25 | 7.25 |                 | 6.71 |
| Interpretation of the Music                            |                   |      | 1.60          |         |    | 7.00 | 6.75 | 6.75 | 7.25 | 6.75 | 6.50 | 6.75 | 6.50 | 7.00 |                 | 6.79 |
| <b>Judges Total Program Component Score (factored)</b> |                   |      |               |         |    |      |      |      |      |      |      |      |      |      | <b>52.67</b>    |      |

|                   |             |
|-------------------|-------------|
| <b>Deductions</b> | <b>0.00</b> |
|-------------------|-------------|

< Under-rotated jump << Downgraded jump x Credit for highlight distribution, base value multiplied by 1.1 REP Jump repetition

| Rank | Name           | Nation | Starting Number | Total Segment Score | Total Element Score | Total Program Component Score (factored) | Total Deductions |
|------|----------------|--------|-----------------|---------------------|---------------------|--|------------------|
| 16   | Kailani CRAINE | AUS    | 10              | 90.25               | 39.84               | 50.41                                    | 0.00             |

| #  | Executed Elements | Info | Base Value    | GOE     | J1 | J2   | J3   | J4   | J5   | J6   | J7   | J8   | J9   | Ref  | Scores of Panel |      |
|--|-------------------|------|---------------|---------|----|------|------|------|------|------|------|------|------|------|-----------------|------|
| 1  | 3Lze<+2T          | e    | 4.90          | -1.40   | -2 | -2   | -2   | -1   | -2   | -1   | -2   | -3   | -3   |      | 3.50            |      |
| 2  | 3F<<              | <<   | 1.90          | -0.60   | -2 | -2   | -2   | -2   | -2   | -2   | -2   | -2   | -2   |      | 1.30            |      |
| 3  | 3Lze<             | e    | 3.60          | -1.40   | -3 | -2   | -2   | -2   | -2   | -2   | -2   | -2   | -2   |      | 2.20            |      |
| 4  | FCCoSp4           |      | 3.50          | 0.50    | 1  | 1    | 1    | 1    | 1    | 1    | 1    | 1    | 1    |      | 4.00            |      |
| 5  | CCoSp2            |      | 2.50          | 0.50    | 1  | 1    | 0    | 1    | 1    | 1    | 1    | 1    | 2    |      | 3.00            |      |
| 6  | 3Lo<              | <    | 3.96          | x -0.60 | 0  | -1   | -1   | -1   | -1   | -1   | 0    | -2   | -1   |      | 3.36            |      |
| 7  | 3Lo+1Lo<<+1S      | <<   | 6.05          | x -1.40 | -2 | -2   | -2   | -1   | -2   | -2   | -2   | -2   | -2   |      | 4.65            |      |
| 8  | ChSq1             |      | 2.00          | 0.50    | 1  | 0    | 0    | 0    | 1    | 1    | 2    | 1    | 1    |      | 2.50            |      |
| 9  | 2A+2T             |      | 5.06          | x 0.00  | 0  | 0    | 0    | 0    | 0    | 0    | 1    | 0    | 0    |      | 5.06            |      |
| 10   | 2A                |      | 3.63          | x 0.21  | 1  | 1    | 0    | 1    | 0    | 0    | 1    | 0    | 0    |      | 3.84            |      |
| 11   | StSq2             |      | 2.60          | 0.50    | 1  | 1    | 0    | 1    | 1    | 1    | 1    | 1    | 1    |      | 3.10            |      |
| 12   | LSp3              |      | 2.40          | 0.93    | 2  | 2    | 2    | 2    | 1    | 2    | 2    | 1    | 2    |      | 3.33            |      |
|  |                   |      | <b>42.10</b>  |         |    |      |      |      |      |      |      |      |      |      | <b>39.84</b>    |      |
| <b>Program Components</b>                              |                   |      | <b>Factor</b> |         |    |      |      |      |      |      |      |      |      |      |                 |      |
| Skating Skills   |                   |      | 1.60          |         |    | 6.25 | 6.25 | 5.75 | 6.75 | 6.25 | 6.25 | 6.75 | 6.25 | 6.50 |                 | 6.36 |
| Transitions  |                   |      | 1.60          |         |    | 5.75 | 5.50 | 5.25 | 6.50 | 6.25 | 6.00 | 6.25 | 5.75 | 6.00 |                 | 5.93 |
| Performance  |                   |      | 1.60          |         |    | 6.25 | 6.00 | 5.00 | 7.00 | 6.50 | 6.50 | 6.50 | 6.25 | 7.00 |                 | 6.43 |
| Composition  |                   |      | 1.60          |         |    | 6.00 | 6.25 | 5.50 | 7.00 | 6.25 | 6.25 | 6.50 | 6.00 | 7.00 |                 | 6.32 |
| Interpretation of the Music                            |                   |      | 1.60          |         |    | 6.25 | 6.00 | 5.00 | 7.25 | 6.75 | 6.50 | 6.75 | 6.25 | 6.75 |                 | 6.46 |
| <b>Judges Total Program Component Score (factored)</b> |                   |      |               |         |    |      |      |      |      |      |      |      |      |      | <b>50.41</b>    |      |

|                   |             |
|-------------------|-------------|
| <b>Deductions</b> | <b>0.00</b> |
|-------------------|-------------|

< Under-rotated jump << Downgraded jump x Credit for highlight distribution, base value multiplied by 1.1 e Wrong edge



# ISU Four Continents Championships 2018

## LADIES FREE SKATING JUDGES DETAILS PER SKATER

| Rank | Name        | Nation | Starting Number | Total Segment Score | Total Element Score | Total Program Component Score (factored) | Total Deductions |
|------|-------------|--------|-----------------|---------------------|---------------------|--|------------------|
| 17   | Ziquan ZHAO | CHN    | 8               | 90.23               | 43.14               | 47.09                                    | 0.00             |

| #  | Executed Elements | Info | Base Value    | GOE     | J1 | J2   | J3   | J4   | J5   | J6   | J7   | J8   | J9   | Ref          | Scores of Panel |      |
|--|-------------------|------|---------------|---------|----|------|------|------|------|------|------|------|------|--------------|-----------------|------|
| 1  | 2Lz               |      | 2.10          | 0.26    | 1  | 1    | 1    | 0    | 0    | 1    | 1    | 1    | 2    |              | 2.36            |      |
| 2  | 2A+3T             |      | 7.60          | 0.60    | 0  | 1    | 1    | 1    | 0    | 1    | 1    | 1    | 2    |              | 8.20            |      |
| 3  | 3Lo<              | <    | 3.60          | -0.50   | 0  | -1   | -1   | 0    | -1   | -1   | 0    | -2   | -1   |              | 3.10            |      |
| 4  | FCCoSp4           |      | 3.50          | 0.29    | 1  | 1    | 1    | 0    | 0    | 0    | 0    | 1    | 1    |              | 3.79            |      |
| 5  | ChSq1             |      | 2.00          | 0.03    | -1 | 0    | 0    | 0    | 0    | -1   | 1    | 0    | 1    |              | 2.03            |      |
| 6  | 3T+2T             |      | 6.16          | x 0.20  | 0  | 0    | 0    | 1    | 0    | 0    | 1    | 0    | 1    |              | 6.36            |      |
| 7  | 1Lo               |      | 0.55          | x 0.00  | 0  | 0    | 0    | 0    | 0    | -1   | 0    | 0    | 0    |              | 0.55            |      |
| 8  | 3Lo<+2T           | <    | 5.39          | x -0.70 | -1 | -1   | -1   | -1   | -1   | -1   | -1   | -2   | -1   |              | 4.69            |      |
| 9  | 2A                |      | 3.63          | x 0.29  | 0  | 1    | 0    | 1    | 0    | 0    | 1    | 1    | 1    |              | 3.92            |      |
| 10   | CCoSp3V           |      | 2.50          | 0.14    | 0  | 1    | 0    | 1    | 0    | 0    | 1    | 0    | 0    |              | 2.64            |      |
| 11   | StSq2             |      | 2.60          | 0.00    | 0  | 0    | -1   | 0    | 0    | 0    | 1    | 0    | 0    |              | 2.60            |      |
| 12   | LSp3              |      | 2.40          | 0.50    | 1  | 2    | 1    | 1    | 1    | 1    | 1    | 1    | 1    |              | 2.90            |      |
|  |                   |      | <b>42.03</b>  |         |    |      |      |      |      |      |      |      |      | <b>43.14</b> |                 |      |
| <b>Program Components</b>                              |                   |      | <b>Factor</b> |         |    |      |      |      |      |      |      |      |      |              |                 |      |
| Skating Skills   |                   |      | 1.60          |         |    | 5.75 | 6.00 | 6.75 | 5.75 | 6.00 | 5.50 | 5.75 | 5.75 | 6.50         |                 | 5.93 |
| Transitions  |                   |      | 1.60          |         |    | 5.50 | 5.50 | 6.25 | 5.75 | 5.50 | 5.00 | 5.25 | 5.75 | 6.00         |                 | 5.61 |
| Performance  |                   |      | 1.60          |         |    | 5.75 | 5.75 | 6.00 | 6.00 | 6.00 | 5.00 | 6.00 | 6.00 | 6.75         |                 | 5.93 |
| Composition  |                   |      | 1.60          |         |    | 6.00 | 6.00 | 6.50 | 6.25 | 5.75 | 5.75 | 6.00 | 6.00 | 6.75         |                 | 6.07 |
| Interpretation of the Music                            |                   |      | 1.60          |         |    | 5.75 | 5.75 | 6.25 | 6.00 | 6.00 | 5.25 | 5.75 | 5.75 | 6.25         |                 | 5.89 |
| <b>Judges Total Program Component Score (factored)</b> |                   |      |               |         |    |      |      |      |      |      |      |      |      |              | <b>47.09</b>    |      |

|                   |             |
|-------------------|-------------|
| <b>Deductions</b> | <b>0.00</b> |
|-------------------|-------------|

< Under-rotated jump x Credit for highlight distribution, base value multiplied by 1.1

| Rank | Name    | Nation | Starting Number | Total Segment Score | Total Element Score | Total Program Component Score (factored) | Total Deductions |
|------|---------|--------|-----------------|---------------------|---------------------|--|------------------|
| 18   | Amy LIN | TPE    | 9               | 86.26               | 40.81               | 46.45                                    | 1.00             |

| #  | Executed Elements | Info | Base Value    | GOE     | J1 | J2   | J3   | J4   | J5   | J6   | J7   | J8   | J9   | Ref          | Scores of Panel |      |
|--|-------------------|------|---------------|---------|----|------|------|------|------|------|------|------|------|--------------|-----------------|------|
| 1  | 3Lz               |      | 6.00          | -0.70   | -1 | -1   | -2   | -1   | -1   | -1   | -1   | -1   | -1   |              | 5.30            |      |
| 2  | 3S+2T             |      | 5.70          | 0.40    | 1  | 1    | 1    | -1   | 0    | 1    | 1    | 0    | 0    |              | 6.10            |      |
| 3  | CCoSp4            |      | 3.50          | 0.17    | 1  | 2    | -1   | 0    | 0    | 1    | 1    | 0    | -1   |              | 3.67            |      |
| 4  | 3T                |      | 4.30          | -1.40   | -2 | -2   | -2   | -2   | -2   | -2   | -2   | -2   | -2   |              | 2.90            |      |
| 5  | FSSp4             |      | 3.00          | 0.21    | 1  | 1    | 0    | 1    | 0    | 0    | 0    | 0    | 1    |              | 3.21            |      |
| 6  | StSq3             |      | 3.30          | 0.29    | 2  | 1    | 0    | 1    | 0    | 0    | 1    | 0    | 1    |              | 3.59            |      |
| 7  | 3S                |      | 4.84          | x -1.90 | -3 | -3   | -2   | -3   | -3   | -2   | -3   | -2   | -3   |              | 2.94            |      |
| 8  | 3T+REP            |      | 3.31          | x -0.60 | -1 | -1   | -1   | -1   | -1   | 0    | 0    | -1   | -1   |              | 2.71            |      |
| 9  | ChSq1             |      | 2.00          | 0.00    | 2  | 0    | 0    | 0    | 0    | -1   | 0    | 0    | 0    |              | 2.00            |      |
| 10   | 2A+1Lo+2S         |      | 5.61          | x -0.43 | 0  | -1   | 0    | 0    | -1   | -2   | -1   | -2   | -1   |              | 5.18            |      |
| 12   | 1A<<              | <<   | 0.00          | x 0.00  | -  | -    | -    | -    | -    | -    | -    | -    | -    |              | 0.00            |      |
| 13   | FCCoSp3           |      | 3.00          | 0.21    | 1  | 0    | 0    | 1    | 0    | 0    | 1    | 0    | 1    |              | 3.21            |      |
|  |                   |      | <b>44.56</b>  |         |    |      |      |      |      |      |      |      |      | <b>40.81</b> |                 |      |
| <b>Program Components</b>                              |                   |      | <b>Factor</b> |         |    |      |      |      |      |      |      |      |      |              |                 |      |
| Skating Skills   |                   |      | 1.60          |         |    | 6.75 | 5.75 | 6.50 | 6.00 | 5.75 | 5.50 | 6.00 | 5.50 | 6.25         |                 | 5.96 |
| Transitions  |                   |      | 1.60          |         |    | 6.50 | 5.50 | 6.25 | 5.75 | 5.25 | 5.00 | 5.25 | 5.00 | 5.75         |                 | 5.54 |
| Performance  |                   |      | 1.60          |         |    | 6.50 | 5.75 | 6.00 | 5.75 | 5.75 | 5.00 | 5.75 | 5.00 | 5.75         |                 | 5.68 |
| Composition  |                   |      | 1.60          |         |    | 6.75 | 6.00 | 6.25 | 6.25 | 5.50 | 5.25 | 6.00 | 5.00 | 6.50         |                 | 5.96 |
| Interpretation of the Music                            |                   |      | 1.60          |         |    | 7.00 | 6.00 | 5.75 | 6.25 | 6.00 | 5.00 | 5.75 | 5.25 | 6.25         |                 | 5.89 |
| <b>Judges Total Program Component Score (factored)</b> |                   |      |               |         |    |      |      |      |      |      |      |      |      |              | <b>46.45</b>    |      |

|                   |                   |              |
|-------------------|-------------------|--------------|
| <b>Deductions</b> | Late start: -1.00 | <b>-1.00</b> |
|-------------------|-------------------|--------------|

<< Downgraded jump x Credit for highlight distribution, base value multiplied by 1.1 REP Jump repetition

# ISU Four Continents Championships 2018

## LADIES FREE SKATING JUDGES DETAILS PER SKATER

| Rank | Name           | Nation | Starting Number | Total Segment Score | Total Element Score | Total Program Score (factored) | Total Component Score (factored) | Total Deductions |
|------|----------------|--------|-----------------|---------------------|---------------------|--------------------------------|----------------------------------|------------------|
| 19   | Aiza MAMBEKOVA | KAZ    | 1               | 84.53               | 41.67               |                                | 42.86                            | 0.00             |

| #  | Executed Elements | Info | Base Value    | GOE     | J1 | J2   | J3   | J4   | J5   | J6   | J7   | J8   | J9   | Ref  | Scores of Panel |              |
|--|-------------------|------|---------------|---------|----|------|------|------|------|------|------|------|------|------|-----------------|--------------|
| 1  | 3S+2T             |      | 5.70          | 0.00    | 0  | 0    | 0    | 0    | 0    | 0    | 1    | 0    | 0    |      | 5.70            |              |
| 2  | 3S                |      | 4.40          | 0.30    | 1  | 1    | 0    | 1    | 0    | 0    | 0    | 0    | 1    |      | 4.70            |              |
| 3  | 2A+1Lo+2F<        | <    | 5.20          | -0.50   | -1 | -1   | -1   | -1   | -1   | -1   | -1   | -2   | 0    |      | 4.70            |              |
| 4  | CCoSp4V           |      | 3.00          | 0.57    | 2  | 1    | 1    | 0    | 1    | 1    | 1    | 1    | 2    |      | 3.57            |              |
| 5  | 2Lz               |      | 2.10          | 0.00    | 0  | 0    | 0    | 0    | 0    | 0    | 0    | 0    | 0    |      | 2.10            |              |
| 6  | 2A                |      | 3.63          | x 0.29  | 1  | 1    | 1    | 1    | 0    | 0    | 0    | 0    | 1    |      | 3.92            |              |
| 7  | 2Lo               |      | 1.98          | x 0.26  | 1  | 1    | 1    | 1    | 0    | 1    | 1    | 0    | 1    |      | 2.24            |              |
| 8  | FSSp3             |      | 2.60          | 0.43    | 1  | 1    | 1    | 0    | 1    | 1    | 0    | 1    | 1    |      | 3.03            |              |
| 9  | StSq2             |      | 2.60          | 0.36    | 1  | 1    | 1    | 1    | 0    | -1   | 1    | 0    | 1    |      | 2.96            |              |
| 10   | 2Lz+2T            |      | 3.74          | x -0.13 | 0  | 0    | 0    | -1   | 0    | -1   | -1   | -1   | 0    |      | 3.61            |              |
| 11   | ChSq1             |      | 2.00          | 0.10    | 0  | 0    | 0    | 0    | 0    | 0    | 1    | 0    | 1    |      | 2.10            |              |
| 12   | LSp3              |      | 2.40          | 0.64    | 1  | 2    | 2    | 1    | 0    | 1    | 1    | 1    | 2    |      | 3.04            |              |
|  |                   |      | <b>39.35</b>  |         |    |      |      |      |      |      |      |      |      |      | <b>41.67</b>    |              |
| <b>Program Components</b>                              |                   |      | <b>Factor</b> |         |    |      |      |      |      |      |      |      |      |      |                 |              |
| Skating Skills   |                   |      | 1.60          |         |    | 5.00 | 5.00 | 5.50 | 6.00 | 5.50 | 4.75 | 5.25 | 5.25 | 6.00 |                 | 5.36         |
| Transitions  |                   |      | 1.60          |         |    | 5.50 | 4.50 | 5.00 | 5.25 | 5.75 | 4.25 | 4.75 | 4.75 | 5.25 |                 | 5.00         |
| Performance  |                   |      | 1.60          |         |    | 5.75 | 5.00 | 5.75 | 6.25 | 5.75 | 4.75 | 5.00 | 5.25 | 6.00 |                 | 5.50         |
| Composition  |                   |      | 1.60          |         |    | 5.50 | 5.00 | 6.00 | 5.75 | 5.25 | 4.25 | 5.25 | 5.00 | 6.50 |                 | 5.39         |
| Interpretation of the Music                            |                   |      | 1.60          |         |    | 5.25 | 5.25 | 6.25 | 6.00 | 5.75 | 4.75 | 5.00 | 5.25 | 6.50 |                 | 5.54         |
| <b>Judges Total Program Component Score (factored)</b> |                   |      |               |         |    |      |      |      |      |      |      |      |      |      |                 | <b>42.86</b> |

|                   |             |
|-------------------|-------------|
| <b>Deductions</b> | <b>0.00</b> |
|-------------------|-------------|

< Under-rotated jump x Credit for highlight distribution, base value multiplied by 1.1

| Rank | Name      | Nation | Starting Number | Total Segment Score | Total Element Score | Total Program Score (factored) | Total Component Score (factored) | Total Deductions |
|------|-----------|--------|-----------------|---------------------|---------------------|--------------------------------|----------------------------------|------------------|
| 20   | Chloe ING | SGP    | 2               | 84.40               | 38.69               |                                | 45.71                            | 0.00             |

| #  | Executed Elements | Info | Base Value    | GOE     | J1 | J2   | J3   | J4   | J5   | J6   | J7   | J8   | J9   | Ref  | Scores of Panel |              |
|--|-------------------|------|---------------|---------|----|------|------|------|------|------|------|------|------|------|-----------------|--------------|
| 1  | 3Lo<+2T           | <    | 4.90          | -0.30   | 0  | -1   | -1   | 0    | -1   | 0    | 0    | -1   | 0    |      | 4.60            |              |
| 2  | 3S+2T<<           | <<   | 4.80          | -1.40   | -2 | -2   | -2   | -2   | -2   | -2   | -2   | -3   | -2   |      | 3.40            |              |
| 3  | 3Lo<              | <    | 3.60          | -0.80   | -1 | -1   | -1   | -1   | -1   | -1   | -1   | -2   | -2   |      | 2.80            |              |
| 4  | FCSp2             |      | 2.30          | 0.07    | 0  | 1    | 1    | 0    | 0    | 0    | 0    | 0    | 0    |      | 2.37            |              |
| 5  | StSq2             |      | 2.60          | 0.50    | 1  | 1    | 1    | 1    | 0    | 1    | 1    | 1    | 2    |      | 3.10            |              |
| 6  | 3S<<              | <<   | 1.43          | x -0.54 | -3 | -2   | -2   | -3   | -3   | -2   | -3   | -3   | -3   |      | 0.89            |              |
| 7  | 2A                |      | 3.63          | x 0.14  | 1  | 1    | 0    | 0    | 0    | 0    | 1    | 0    | 0    |      | 3.77            |              |
| 8  | 2Lz+2Lo           |      | 4.29          | x -0.04 | 0  | 0    | 0    | -1   | -1   | 0    | 0    | 0    | 0    |      | 4.25            |              |
| 9  | 2A                |      | 3.63          | x 0.21  | 0  | 1    | 0    | 0    | 0    | 0    | 1    | 1    | 1    |      | 3.84            |              |
| 10   | LSp3              |      | 2.40          | 0.43    | 1  | 1    | 1    | 0    | 0    | 1    | 1    | 1    | 2    |      | 2.83            |              |
| 11   | ChSq1             |      | 2.00          | 0.70    | 1  | 1    | 1    | 0    | 1    | 1    | 2    | 0    | 2    |      | 2.70            |              |
| 12   | CCoSp4            |      | 3.50          | 0.64    | 2  | 2    | 1    | 1    | 1    | 1    | 0    | 1    | 2    |      | 4.14            |              |
|  |                   |      | <b>39.08</b>  |         |    |      |      |      |      |      |      |      |      |      | <b>38.69</b>    |              |
| <b>Program Components</b>                              |                   |      | <b>Factor</b> |         |    |      |      |      |      |      |      |      |      |      |                 |              |
| Skating Skills   |                   |      | 1.60          |         |    | 5.50 | 5.75 | 5.25 | 6.25 | 5.75 | 5.25 | 6.00 | 5.75 | 6.25 |                 | 5.75         |
| Transitions  |                   |      | 1.60          |         |    | 5.75 | 5.50 | 5.00 | 5.50 | 5.25 | 5.00 | 5.75 | 5.50 | 5.75 |                 | 5.46         |
| Performance  |                   |      | 1.60          |         |    | 6.00 | 5.75 | 5.50 | 6.00 | 6.00 | 5.25 | 5.75 | 5.50 | 6.25 |                 | 5.79         |
| Composition  |                   |      | 1.60          |         |    | 5.75 | 6.00 | 5.50 | 5.50 | 5.50 | 5.00 | 6.25 | 5.25 | 6.50 |                 | 5.68         |
| Interpretation of the Music                            |                   |      | 1.60          |         |    | 5.75 | 6.25 | 5.75 | 5.75 | 6.00 | 5.00 | 6.00 | 5.75 | 6.50 |                 | 5.89         |
| <b>Judges Total Program Component Score (factored)</b> |                   |      |               |         |    |      |      |      |      |      |      |      |      |      |                 | <b>45.71</b> |

|                   |             |
|-------------------|-------------|
| <b>Deductions</b> | <b>0.00</b> |
|-------------------|-------------|

< Under-rotated jump << Downgraded jump x Credit for highlight distribution, base value multiplied by 1.1

# ISU Four Continents Championships 2018

## LADIES FREE SKATING JUDGES DETAILS PER SKATER

| Rank | Name      | Nation | Starting Number | Total Segment Score | Total Element Score | Total Program Component Score (factored) | Total Deductions |
|------|-----------|--------|-----------------|---------------------|---------------------|--|------------------|
| 21   | Joanna SO | HKG    | 5               | 72.18               | 33.13               | 40.05                                    | 1.00             |

| #  | Executed Elements | Info | Base Value   | GOE     | J1   | J2   | J3   | J4   | J5   | J6   | J7   | J8   | J9   | Ref | Scores of Panel |
|--|-------------------|------|--------------|---------|------|------|------|------|------|------|------|------|------|-----|-----------------|
| 1  | 3T+2T<<           | <<   | 4.70         | -1.40   | -2   | -2   | -2   | -2   | -2   | -1   | -2   | -2   | -2   |     | 3.30            |
| 2  | 2Lo               |      | 1.80         | 0.04    | 0    | 1    | 1    | 0    | 0    | 0    | 0    | 0    | 0    |     | 1.84            |
| 3  | LSp1              |      | 1.50         | 0.43    | 1    | 1    | 1    | 0    | 0    | 1    | 1    | 1    | 1    |     | 1.93            |
| 4  | ChSq1             |      | 2.00         | 0.50    | 2    | 0    | 0    | 0    | 0    | 2    | 1    | 0    | 2    |     | 2.50            |
| 5  | 3S<               | <    | 3.41         | x -2.10 | -3   | -3   | -3   | -3   | -3   | -3   | -3   | -3   | -3   |     | 1.31            |
| 6  | 2T                |      | 1.43         | x -0.46 | -3   | -2   | -2   | -2   | -2   | -3   | -2   | -3   | -2   |     | 0.97            |
| 7  | 3S+2T*            | *    | 4.84         | x -0.10 | 1    | 0    | -1   | 0    | 0    | 0    | 0    | -1   | 0    |     | 4.74            |
| 8  | FCSp4             |      | 3.20         | 0.14    | 0    | 1    | 0    | 0    | 0    | 0    | 1    | 0    | 1    |     | 3.34            |
| 9  | 2A<+1Lo<+2S       | <    | 4.40         | x -0.86 | -1   | -2   | -1   | -2   | -2   | -1   | -2   | -2   | -2   |     | 3.54            |
| 10   | StSq2             |      | 2.60         | 0.07    | 1    | 0    | 0    | 0    | 0    | 0    | 0    | 0    | 1    |     | 2.67            |
| 11   | 2A                |      | 3.63         | x 0.07  | 0    | 0    | 0    | 0    | 0    | 0    | 1    | 1    | 0    |     | 3.70            |
| 12   | CCoSp3            |      | 3.00         | 0.29    | 0    | 1    | 0    | 1    | 0    | 1    | 1    | 1    | 0    |     | 3.29            |
|  |                   |      | <b>36.51</b> |         |      |      |      |      |      |      |      |      |      |     | <b>33.13</b>    |
| <b>Program Components</b>                              |                   |      | Factor       |         |      |      |      |      |      |      |      |      |      |     |                 |
| Skating Skills   |                   |      | 1.60         |         | 5.75 | 4.75 | 4.50 | 5.25 | 5.25 | 5.00 | 5.25 | 5.25 | 6.25 |     | 5.21            |
| Transitions  |                   |      | 1.60         |         | 5.50 | 4.25 | 4.00 | 4.75 | 4.75 | 4.50 | 4.75 | 4.75 | 5.50 |     | 4.75            |
| Performance  |                   |      | 1.60         |         | 5.50 | 4.25 | 4.00 | 5.00 | 5.25 | 4.75 | 5.00 | 5.25 | 5.50 |     | 5.00            |
| Composition  |                   |      | 1.60         |         | 5.25 | 4.75 | 4.25 | 5.25 | 5.00 | 4.75 | 5.00 | 5.00 | 6.25 |     | 5.00            |
| Interpretation of the Music                            |                   |      | 1.60         |         | 5.50 | 4.50 | 4.00 | 5.25 | 5.25 | 4.75 | 5.25 | 5.00 | 5.75 |     | 5.07            |
| <b>Judges Total Program Component Score (factored)</b> |                   |      |              |         |      |      |      |      |      |      |      |      |      |     | <b>40.05</b>    |

|                   |                 |              |
|-------------------|-----------------|--------------|
| <b>Deductions</b> | Falls: -1.00(1) | <b>-1.00</b> |
|-------------------|-----------------|--------------|

< Under-rotated jump << Downgraded jump \* Invalid element x Credit for highlight distribution, base value multiplied by 1.1

| Rank | Name               | Nation | Starting Number | Total Segment Score | Total Element Score | Total Program Component Score (factored) | Total Deductions |
|------|--------------------|--------|-----------------|---------------------|---------------------|--|------------------|
| 22   | Natalie SANGKAGALO | THA    | 3               | 60.11               | 28.60               | 32.51                                    | 1.00             |

| #  | Executed Elements | Info | Base Value   | GOE     | J1   | J2   | J3   | J4   | J5   | J6   | J7   | J8   | J9   | Ref | Scores of Panel |
|--|-------------------|------|--------------|---------|------|------|------|------|------|------|------|------|------|-----|-----------------|
| 1  | 3F<               | <    | 3.70         | -0.80   | -1   | -1   | -1   | -1   | -1   | -1   | -1   | -2   | -2   |     | 2.90            |
| 2  | 2A                |      | 3.30         | 0.00    | 0    | 0    | 0    | 0    | 0    | 0    | 0    | 0    | 0    |     | 3.30            |
| 3  | 2T                |      | 1.30         | -0.20   | -1   | -1   | -1   | -1   | -1   | -1   | -1   | -1   | -1   |     | 1.10            |
| 4  | CCoSp3            |      | 3.00         | -0.13   | -1   | 0    | 0    | -1   | -1   | 0    | 0    | 0    | -1   |     | 2.87            |
| 5  | 3T<               | <    | 3.00         | -2.10   | -3   | -3   | -3   | -3   | -3   | -3   | -3   | -3   | -3   |     | 0.90            |
| 6  | 2Lz               |      | 2.10         | 0.00    | 0    | 0    | 0    | 0    | 0    | 0    | 0    | -1   | 0    |     | 2.10            |
| 7  | StSq1             |      | 1.80         | -0.13   | -1   | 0    | 0    | -1   | 0    | -1   | 1    | -1   | 0    |     | 1.67            |
| 8  | ChSq1             |      | 2.00         | 0.00    | -1   | 0    | 0    | 0    | 0    | 0    | 0    | 0    | 0    |     | 2.00            |
| 9  | FSSp1             |      | 2.00         | -0.04   | -1   | 0    | 0    | 0    | 0    | -1   | 0    | 0    | 0    |     | 1.96            |
| 10   | 2A<+2T            | <    | 3.96         | x -0.57 | -2   | -1   | -1   | -1   | -1   | -1   | -1   | -2   | -1   |     | 3.39            |
| 11   | 2F+2Lo+2Lo<       | <    | 5.50         | x -0.39 | -2   | -1   | -1   | -1   | -2   | -1   | -1   | -2   | -1   |     | 5.11            |
| 12   | FCSp1             |      | 1.90         | -0.60   | -2   | -2   | -2   | -2   | -2   | -2   | -2   | -3   | -2   |     | 1.30            |
|  |                   |      | <b>33.56</b> |         |      |      |      |      |      |      |      |      |      |     | <b>28.60</b>    |
| <b>Program Components</b>                              |                   |      | Factor       |         |      |      |      |      |      |      |      |      |      |     |                 |
| Skating Skills   |                   |      | 1.60         |         | 3.75 | 4.50 | 4.50 | 4.50 | 4.50 | 4.25 | 4.25 | 4.25 | 5.00 |     | 4.39            |
| Transitions  |                   |      | 1.60         |         | 3.75 | 3.75 | 4.00 | 4.00 | 3.75 | 4.00 | 3.75 | 3.50 | 4.50 |     | 3.86            |
| Performance  |                   |      | 1.60         |         | 4.25 | 4.00 | 4.00 | 4.00 | 4.00 | 3.75 | 4.00 | 3.75 | 5.25 |     | 4.00            |
| Composition  |                   |      | 1.60         |         | 4.00 | 4.00 | 4.25 | 4.50 | 4.00 | 4.00 | 4.25 | 4.00 | 5.00 |     | 4.14            |
| Interpretation of the Music                            |                   |      | 1.60         |         | 3.75 | 3.75 | 3.75 | 4.00 | 4.25 | 4.00 | 4.00 | 3.75 | 4.50 |     | 3.93            |
| <b>Judges Total Program Component Score (factored)</b> |                   |      |              |         |      |      |      |      |      |      |      |      |      |     | <b>32.51</b>    |

|                   |                 |              |
|-------------------|-----------------|--------------|
| <b>Deductions</b> | Falls: -1.00(1) | <b>-1.00</b> |
|-------------------|-----------------|--------------|

< Under-rotated jump x Credit for highlight distribution, base value multiplied by 1.1

# ISU Four Continents Championships 2018

## LADIES FREE SKATING JUDGES DETAILS PER SKATER

| Rank | Name         | Nation | Starting Number | Total Segment Score | Total Element Score | Total Program Component Score (factored) |  | Total Deductions |
|------|--------------|--------|-----------------|---------------------|---------------------|--|--|------------------|
| 23   | Thita LAMSAM | THA    | 4               | 51.07               | 19.50               | 32.57                                    |  | 1.00             |

| #  | Executed Elements | Info | Base Value   | GOE     | J1   | J2   | J3   | J4   | J5   | J6   | J7   | J8   | J9           | Ref | Scores of Panel |
|--|-------------------|------|--------------|---------|------|------|------|------|------|------|------|------|--------------|-----|-----------------|
| 1  | 3S<<              | <<   | 1.30         | -0.51   | -3   | -2   | -2   | -2   | -3   | -2   | -3   | -3   | -3           |     | 0.79            |
| 2  | 3T<<              | <<   | 1.30         | -0.51   | -3   | -2   | -2   | -2   | -3   | -2   | -3   | -3   | -3           |     | 0.79            |
| 3  | StSq1             |      | 1.80         | 0.00    | 0    | 1    | 0    | 0    | 0    | 0    | 0    | 0    | 0            |     | 1.80            |
| 4  | FSSp2             |      | 2.30         | 0.00    | 0    | -1   | 0    | 0    | 0    | 0    | 0    | 0    | 0            |     | 2.30            |
| 5  | 2A<               | <    | 2.53         | x -1.50 | -3   | -3   | -3   | -3   | -3   | -3   | -3   | -3   | -3           |     | 1.03            |
| 6  | 1S+1T             |      | 0.88         | x -0.09 | -1   | 0    | -1   | -1   | -1   | -1   | 0    | -1   | -1           |     | 0.79            |
| 7  | 2F                | !    | 2.09         | x -0.30 | -1   | -1   | -1   | -1   | -1   | -2   | -1   | -1   | -1           |     | 1.79            |
| 8  | CCoSp3            |      | 3.00         | 0.00    | 0    | 0    | 0    | 0    | 0    | 0    | 1    | 0    | 0            |     | 3.00            |
| 9  | ChSq1             |      | 2.00         | -0.07   | 1    | 0    | -1   | 0    | 0    | -1   | 0    | 0    | 0            |     | 1.93            |
| 10   | 2A<<              | <<   | 1.21         | x -0.51 | -3   | -2   | -2   | -2   | -3   | -2   | -3   | -3   | -3           |     | 0.70            |
| 11   | 2Lz+2Lo<<+1Lo     | <<   | 3.41         | x -0.60 | -2   | -2   | -2   | -2   | -2   | -2   | -2   | -2   | -3           |     | 2.81            |
| 12   | LSp2              |      | 1.90         | -0.13   | -1   | -1   | -1   | 0    | 0    | 0    | 0    | 0    | -1           |     | 1.77            |
|  |                   |      | <b>23.72</b> |         |      |      |      |      |      |      |      |      | <b>19.50</b> |     |                 |
| <b>Program Components</b>                              |                   |      |              | Factor  |      |      |      |      |      |      |      |      |              |     |                 |
| Skating Skills   |                   |      |              | 1.60    | 4.25 | 4.00 | 4.25 | 4.50 | 4.00 | 4.00 | 4.00 | 4.50 | 5.25         |     | 4.21            |
| Transitions  |                   |      |              | 1.60    | 4.00 | 3.75 | 3.75 | 4.00 | 3.50 | 3.75 | 3.75 | 4.00 | 5.00         |     | 3.86            |
| Performance  |                   |      |              | 1.60    | 4.00 | 4.00 | 3.75 | 4.25 | 4.00 | 3.50 | 3.75 | 4.25 | 5.00         |     | 4.00            |
| Composition  |                   |      |              | 1.60    | 4.25 | 4.00 | 4.00 | 4.75 | 4.00 | 4.00 | 4.25 | 4.25 | 5.50         |     | 4.21            |
| Interpretation of the Music                            |                   |      |              | 1.60    | 4.00 | 4.25 | 3.75 | 4.25 | 4.00 | 4.00 | 4.00 | 4.00 | 5.25         |     | 4.07            |
| <b>Judges Total Program Component Score (factored)</b> |                   |      |              |         |      |      |      |      |      |      |      |      | <b>32.57</b> |     |                 |

|                   |                 |              |
|-------------------|-----------------|--------------|
| <b>Deductions</b> | Falls: -1.00(1) | <b>-1.00</b> |
|-------------------|-----------------|--------------|

< Under-rotated jump << Downgraded jump x Credit for highlight distribution, base value multiplied by 1.1 ! Not clear edge

printed: 26/01/2018 20:31:59

# ISU Four Continents Championships 2018

## MEN

|                     |                            |                               |
|---------------------|----------------------------|-------------------------------|
| <b>Taipei Arena</b> | 25 Jan 2018<br>27 Jan 2018 | Short Program<br>Free Skating |
|---------------------|----------------------------|-------------------------------|

|                        |   |           |
|------------------------|---|-----------|
| Size of Skating Area   | : | 30m*60m   |
| Ice Conditions         | : | very good |
| Number of Entries      | : | 30        |
| Number of Participants | : | 30        |

|                 |   |  |
|-----------------|---|--|
| Entry Withdrawn | : |  |
|-----------------|---|--|

|                                  |                             |      |             |
|----------------------------------|-----------------------------|------|-------------|
| <b>Short Program</b>             |                             |      |             |
| Duration                         | :                           | 2:40 | + - 10 Sec. |
| Segment Factor                   | :                           | 1.00 |             |
| <b>Program Component Factors</b> |                             |      |             |
|                                  | Skating Skills              |      | 1.00        |
|                                  | Transitions                 |      | 1.00        |
|                                  | Performance                 |      | 1.00        |
|                                  | Composition                 |      | 1.00        |
|                                  | Interpretation of the Music |      | 1.00        |

|                                   |                             |      |             |
|-----------------------------------|-----------------------------|------|-------------|
| <b>Free Skating</b>               |                             |      |             |
| Duration                          | :                           | 4:30 | + - 10 Sec. |
| Segment Factor                    | :                           | 1.00 |             |
| <b>Program Components Factors</b> |                             |      |             |
|                                   | Skating Skills              |      | 2.00        |
|                                   | Transitions                 |      | 2.00        |
|                                   | Performance                 |      | 2.00        |
|                                   | Composition                 |      | 2.00        |
|                                   | Interpretation of the Music |      | 2.00        |

# ISU Four Continents Championships 2018

## PANEL OF JUDGES

### MEN - SHORT PROGRAM

#### Officials

|                                       |                      |     |
|---------------------------------------|----------------------|-----|
| <b>Technical Controller</b>           | Ms. Deborah ISLAM    | ISU |
| <b>Technical Specialist</b>           | Mr. Gilberto VIADANA | ISU |
| <b>Assistant Technical Specialist</b> | Ms. Monika KUSTAROVA | ISU |

#### Judges

|                   |                           |     |
|-------------------|---------------------------|-----|
| <b>Referee</b>    | Ms. Susan LYNCH           | ISU |
| <b>Judge No.1</b> | Ms. Leslie KEEN           | ISU |
| <b>Judge No.2</b> | Ms. Peggy GRAHAM          | ISU |
| <b>Judge No.3</b> | Ms. Angelique CLYDE-SMITH | ISU |
| <b>Judge No.4</b> | Ms. Masako KUBOTA         | ISU |
| <b>Judge No.5</b> | Ms. Weiguang CHEN         | ISU |
| <b>Judge No.6</b> | Ms. Na Young AHN          | ISU |
| <b>Judge No.7</b> | Ms. Magdalena RUSIECKA    | ISU |
| <b>Judge No.8</b> | Mr. Yuri GUSKOV           | ISU |
| <b>Judge No.9</b> | Ms. Saodat NUMANOVA       | ISU |

#### Data/Replay Operator

|                        |                      |     |
|------------------------|----------------------|-----|
| <b>Data Operator</b>   | Ms. Ranko HIRAI      | ISU |
| <b>Replay Operator</b> | Mr. Martin PAULMICHL | ISU |

# ISU Four Continents Championships 2018

## PANEL OF JUDGES

### MEN - FREE SKATING

#### Officials

|                                       |                      |     |
|---------------------------------------|----------------------|-----|
| <b>Technical Controller</b>           | Ms. Deborah ISLAM    | ISU |
| <b>Technical Specialist</b>           | Mr. Gilberto VIADANA | ISU |
| <b>Assistant Technical Specialist</b> | Ms. Monika KUSTAROVA | ISU |

#### Judges

|                   |                           |     |
|-------------------|---------------------------|-----|
| <b>Referee</b>    | Ms. Susan LYNCH           | ISU |
| <b>Judge No.1</b> | Mr. Yuri GUSKOV           | ISU |
| <b>Judge No.2</b> | Ms. Na Young AHN          | ISU |
| <b>Judge No.3</b> | Ms. Angelique CLYDE-SMITH | ISU |
| <b>Judge No.4</b> | Ms. Magdalena RUSIECKA    | ISU |
| <b>Judge No.5</b> | Ms. Masako KUBOTA         | ISU |
| <b>Judge No.6</b> | Ms. Leslie KEEN           | ISU |
| <b>Judge No.7</b> | Ms. Saodat NUMANOVA       | ISU |
| <b>Judge No.8</b> | Ms. Peggy GRAHAM          | ISU |
| <b>Judge No.9</b> | Ms. Weiguang CHEN         | ISU |

#### Data/Replay Operator

|                        |                      |     |
|------------------------|----------------------|-----|
| <b>Data Operator</b>   | Ms. Ranko HIRAI      | ISU |
| <b>Replay Operator</b> | Mr. Martin PAULMICHL | ISU |

## Podium Men



**1st place**  
Boyang JIN  
**CHN**

**2nd place**  
Shoma UNO  
**JPN**

**3rd place**  
Jason BROWN  
**USA**

Official ISU Sponsors



# ISU Four Continents Championships 2018

## RESULTS

### MEN FINAL RESULT

| Pl.               | Name                  | Nation | Total Score | SP | FS |
|-------------------|-----------------------|--------|-------------|----|----|
| 1                 | Boyang JIN            | CHN    | 300,95      | 2  | 1  |
| 2                 | Shoma UNO             | JPN    | 297,94      | 1  | 2  |
| 3                 | Jason BROWN           | USA    | 269,22      | 4  | 3  |
| 4                 | Keiji TANAKA          | JPN    | 260,31      | 3  | 5  |
| 5                 | Max AARON             | USA    | 255,45      | 6  | 4  |
| 6                 | Misha GE              | UZB    | 248,96      | 8  | 7  |
| 7                 | Kevin REYNOLDS        | CAN    | 241,50      | 13 | 6  |
| 8                 | Elladj BALDE          | CAN    | 238,20      | 12 | 8  |
| 9                 | Nam NGUYEN            | CAN    | 237,52      | 7  | 10 |
| 10                | Han YAN               | CHN    | 227,93      | 5  | 12 |
| 11                | Grant HOCHSTEIN       | USA    | 226,39      | 15 | 9  |
| 12                | Takahito MURA         | JPN    | 225,41      | 10 | 11 |
| 13                | Brendan KERRY         | AUS    | 219,95      | 9  | 14 |
| 14                | June Hyoung LEE       | KOR    | 211,86      | 16 | 13 |
| 15                | Denis TEN             | KAZ    | 210,82      | 11 | 15 |
| 16                | Julian Zhi Jie YEE    | MAS    | 197,68      | 17 | 16 |
| 17                | Chih-I TSAO           | TPE    | 195,21      | 14 | 19 |
| 18                | Donovan CARRILLO      | MEX    | 185,91      | 22 | 17 |
| 19                | He ZHANG              | CHN    | 184,82      | 19 | 20 |
| 20                | Geon Hyeong AN        | KOR    | 180,26      | 23 | 18 |
| 21                | Andrew DODDS          | AUS    | 177,81      | 18 | 23 |
| 22                | Sihyeong LEE          | KOR    | 177,07      | 20 | 22 |
| 23                | Abzal RAKIMGALIEV     | KAZ    | 175,58      | 21 | 21 |
| 24                | Leslie Man Cheuk IP   | HKG    | 150,23      | 24 | 24 |
| Final not Reached |                       |        |             |    |    |
| 25                | Micah Kai LYNETTE     | THA    | 53,29       | 25 |    |
| 26                | Harrison Jon-Yen WONG | HKG    | 52,78       | 26 |    |
| 27                | Kai Xiang CHEW        | MAS    | 50,92       | 27 |    |
| 28                | Mark WEBSTER          | AUS    | 49,45       | 28 |    |
| 29                | Harry Hau Yin LEE     | HKG    | 43,98       | 29 |    |
| 30                | Micah TANG            | TPE    | 43,05       | 30 |    |



**Ms. Susan LYNCH ISU**

Referee

Printed: 10.05.2018 11:33:59



**Ms. Deborah ISLAM ISU**

Technical Controller

# ISU Four Continents Championships 2018

## RESULTS

### MEN SHORT PROGRAM

| Pl. | Name                  | Nation | Total Segment Score |
|-----|-----------------------|--------|---------------------|
| 1   | Shoma UNO             | JPN    | 100.49              |
| 2   | Boyang JIN            | CHN    | 100.17              |
| 3   | Keiji TANAKA          | JPN    | 90.68               |
| 4   | Jason BROWN           | USA    | 89.78               |
| 5   | Han YAN               | CHN    | 84.74               |
| 6   | Max AARON             | USA    | 84.15               |
| 7   | Nam NGUYEN            | CAN    | 84.09               |
| 8   | Misha GE              | UZB    | 82.27               |
| 9   | Brendan KERRY         | AUS    | 79.57               |
| 10  | Takahito MURA         | JPN    | 76.66               |
| 11  | Denis TEN             | KAZ    | 75.30               |
| 12  | Elladj BALDE          | CAN    | 75.17               |
| 13  | Kevin REYNOLDS        | CAN    | 74.65               |
| 14  | Chih-I TSAO           | TPE    | 72.57               |
| 15  | Grant HOCHSTEIN       | USA    | 70.80               |
| 16  | June Hyoung LEE       | KOR    | 69.93               |
| 17  | Julian Zhi Jie YEE    | MAS    | 68.45               |
| 18  | Andrew DODDS          | AUS    | 63.69               |
| 19  | He ZHANG              | CHN    | 63.62               |
| 20  | Sihyeong LEE          | KOR    | 62.65               |
| 21  | Abzal RAKIMGALIEV     | KAZ    | 60.77               |
| 22  | Donovan CARRILLO      | MEX    | 59.07               |
| 23  | Geon Hyeong AN        | KOR    | 56.67               |
| 24  | Leslie Man Cheuk IP   | HKG    | 53.80               |
| 25  | Micah Kai LYNETTE     | THA    | 53.29               |
| 26  | Harrison Jon-Yen WONG | HKG    | 52.78               |
| 27  | Kai Xiang CHEW        | MAS    | 50.92               |
| 28  | Mark WEBSTER          | AUS    | 49.45               |
| 29  | Harry Hau Yin LEE     | HKG    | 43.98               |
| 30  | Micah TANG            | TPE    | 43.05               |

# ISU Four Continents Championships 2018

## MEN SHORT PROGRAM JUDGES DETAILS PER SKATER

| Rank | Name      | Nation | Starting Number | Total Segment Score | Total Element Score | Program Component Score (factored) | Total Deductions |
|------|-----------|--------|-----------------|---------------------|---------------------|------------------------------------|------------------|
| 1    | Shoma UNO | JPN    | 30              | 100.49              | 54.92               | 45.57                              | 0.00             |

| # | Executed Elements                                      | Info | Base Value   | GOE    | J1   | J2   | J3   | J4   | J5   | J6   | J7   | J8   | J9   | Ref | Scores of Panel |
|---|--|------|--------------|--------|------|------|------|------|------|------|------|------|------|-----|-----------------|
| 1 | 4F   |      | 12.30        | 0.57   | -1   | 0    | 0    | 2    | 0    | 1    | 1    | 0    | 2    |     | 12.87           |
| 2 | FCSp4  |      | 3.20         | 0.86   | 1    | 2    | 1    | 2    | 2    | 2    | 1    | 2    | 2    |     | 4.06            |
| 3 | StSq2  |      | 2.60         | 1.07   | 2    | 2    | 2    | 3    | 2    | 2    | 2    | 2    | 3    |     | 3.67            |
| 4 | 4T+2T  |      | 12.76        | x 1.14 | 1    | 2    | 1    | 2    | 0    | 0    | 1    | 1    | 2    |     | 13.90           |
| 5 | 3A   |      | 9.35         | x 2.29 | 3    | 2    | 2    | 3    | 2    | 2    | 2    | 2    | 3    |     | 11.64           |
| 6 | CSSp4  |      | 3.00         | 1.21   | 3    | 2    | 2    | 2    | 2    | 3    | 2    | 3    | 3    |     | 4.21            |
| 7 | CCoSp4   |      | 3.50         | 1.07   | 2    | 3    | 2    | 3    | 1    | 2    | 2    | 2    | 2    |     | 4.57            |
|   |  |      | <b>46.71</b> |        |      |      |      |      |      |      |      |      |      |     | <b>54.92</b>    |
|   | <b>Program Components</b>                              |      |              | Factor |      |      |      |      |      |      |      |      |      |     |                 |
|   | Skating Skills   |      |              | 1.00   | 8.75 | 9.00 | 9.00 | 9.25 | 9.00 | 9.50 | 9.50 | 9.25 | 9.25 |     | 9.18            |
|   | Transitions  |      |              | 1.00   | 8.50 | 8.75 | 9.00 | 9.00 | 8.75 | 9.25 | 8.75 | 8.75 | 9.25 |     | 8.89            |
|   | Performance  |      |              | 1.00   | 9.25 | 9.00 | 9.25 | 9.75 | 8.75 | 9.25 | 9.25 | 9.00 | 9.50 |     | 9.21            |
|   | Composition  |      |              | 1.00   | 9.00 | 8.75 | 9.00 | 9.50 | 9.00 | 9.00 | 9.25 | 9.00 | 9.50 |     | 9.11            |
|   | Interpretation of the Music                            |      |              | 1.00   | 9.00 | 9.00 | 9.25 | 9.75 | 9.00 | 9.25 | 9.25 | 9.00 | 9.50 |     | 9.18            |
|   | <b>Judges Total Program Component Score (factored)</b> |      |              |        |      |      |      |      |      |      |      |      |      |     | <b>45.57</b>    |

|                   |             |
|-------------------|-------------|
| <b>Deductions</b> | <b>0.00</b> |
|-------------------|-------------|

x Credit for highlight distribution, base value multiplied by 1.1

| Rank | Name       | Nation | Starting Number | Total Segment Score | Total Element Score | Program Component Score (factored) | Total Deductions |
|------|------------|--------|-----------------|---------------------|---------------------|------------------------------------|------------------|
| 2    | Boyang JIN | CHN    | 26              | 100.17              | 57.59               | 42.58                              | 0.00             |

| # | Executed Elements                                      | Info | Base Value   | GOE    | J1   | J2   | J3   | J4   | J5   | J6   | J7   | J8   | J9   | Ref | Scores of Panel |
|---|--|------|--------------|--------|------|------|------|------|------|------|------|------|------|-----|-----------------|
| 1 | 4Lz+3T   |      | 17.90        | 1.43   | 1    | 1    | 1    | 2    | 2    | 1    | 2    | 1    | 2    |     | 19.33           |
| 2 | 4T   |      | 10.30        | 0.86   | 0    | 1    | 1    | 0    | 1    | 1    | 1    | 1    | 2    |     | 11.16           |
| 3 | FCSp4  |      | 3.20         | 0.79   | 1    | 1    | 1    | 2    | 2    | 2    | 1    | 2    | 2    |     | 3.99            |
| 4 | 3A   |      | 9.35         | x 1.71 | 1    | 1    | 2    | 3    | 2    | 2    | 1    | 2    | 2    |     | 11.06           |
| 5 | CSSp4  |      | 3.00         | 0.71   | 1    | 1    | 1    | 1    | 2    | 2    | 1    | 2    | 2    |     | 3.71            |
| 6 | CCoSp3V  |      | 2.50         | 0.64   | 1    | 1    | 2    | 1    | 2    | 1    | 1    | 1    | 2    |     | 3.14            |
| 7 | StSq4  |      | 3.90         | 1.30   | 2    | 2    | 1    | 2    | 2    | 3    | 1    | 2    | 2    |     | 5.20            |
|   |  |      | <b>50.15</b> |        |      |      |      |      |      |      |      |      |      |     | <b>57.59</b>    |
|   | <b>Program Components</b>                              |      |              | Factor |      |      |      |      |      |      |      |      |      |     |                 |
|   | Skating Skills   |      |              | 1.00   | 7.50 | 8.50 | 8.50 | 8.50 | 9.25 | 9.00 | 8.50 | 8.75 | 8.50 |     | 8.61            |
|   | Transitions  |      |              | 1.00   | 7.25 | 7.75 | 8.25 | 8.00 | 9.00 | 8.75 | 7.75 | 8.50 | 8.50 |     | 8.21            |
|   | Performance  |      |              | 1.00   | 8.25 | 8.25 | 8.00 | 9.00 | 9.25 | 8.75 | 8.75 | 9.00 | 8.75 |     | 8.68            |
|   | Composition  |      |              | 1.00   | 7.75 | 8.25 | 8.25 | 8.75 | 9.25 | 8.50 | 8.50 | 8.75 | 8.75 |     | 8.54            |
|   | Interpretation of the Music                            |      |              | 1.00   | 7.75 | 8.25 | 7.75 | 8.50 | 9.00 | 8.75 | 8.50 | 9.00 | 9.00 |     | 8.54            |
|   | <b>Judges Total Program Component Score (factored)</b> |      |              |        |      |      |      |      |      |      |      |      |      |     | <b>42.58</b>    |

|                   |             |
|-------------------|-------------|
| <b>Deductions</b> | <b>0.00</b> |
|-------------------|-------------|

x Credit for highlight distribution, base value multiplied by 1.1

# ISU Four Continents Championships 2018

## MEN SHORT PROGRAM JUDGES DETAILS PER SKATER

| Rank | Name         | Nation | Starting Number | Total Segment Score | Total Element Score | Total Program Component Score (factored) | Total Deductions |
|------|--------------|--------|-----------------|---------------------|---------------------|--|------------------|
| 3    | Keiji TANAKA | JPN    | 29              | 90.68               | 48.60               | 42.08                                    | 0.00             |

| # | Executed Elements                                      | Info | Base Value   | GOE    | J1   | J2   | J3   | J4   | J5   | J6   | J7   | J8   | J9   | Ref | Scores of Panel |
|---|--|------|--------------|--------|------|------|------|------|------|------|------|------|------|-----|-----------------|
| 1 | 4S   |      | 10.50        | 0.54   | -1   | 1    | 2    | 2    | 1    | 0    | 0    | 1    | -1   |     | 11.04           |
| 2 | 3F+3T  |      | 9.60         | 1.30   | 2    | 2    | 1    | 3    | 2    | 1    | 2    | 2    | 2    |     | 10.90           |
| 3 | FCSp3  |      | 2.80         | 0.50   | 1    | 1    | 1    | 1    | 1    | 1    | 1    | 1    | 1    |     | 3.30            |
| 4 | CSSp4  |      | 3.00         | 0.36   | 0    | 0    | 1    | 0    | 1    | 1    | 0    | 2    | 2    |     | 3.36            |
| 5 | 3A   | x    | 9.35         | 2.14   | 3    | 2    | 2    | 3    | 2    | 2    | 2    | 2    | 2    |     | 11.49           |
| 6 | StSq3  |      | 3.30         | 1.07   | 2    | 3    | 2    | 3    | 2    | 2    | 1    | 2    | 2    |     | 4.37            |
| 7 | CCoSp4   |      | 3.50         | 0.64   | 1    | 1    | 2    | 2    | 1    | 2    | 0    | 1    | 1    |     | 4.14            |
|   |  |      | <b>42.05</b> |        |      |      |      |      |      |      |      |      |      |     | <b>48.60</b>    |
|   | <b>Program Components</b>                              |      |              | Factor |      |      |      |      |      |      |      |      |      |     |                 |
|   | Skating Skills   |      |              | 1.00   | 8.00 | 8.75 | 8.75 | 8.75 | 8.25 | 8.75 | 8.50 | 8.75 | 8.00 |     | 8.54            |
|   | Transitions  |      |              | 1.00   | 7.25 | 8.25 | 8.50 | 8.50 | 7.75 | 8.25 | 8.00 | 8.50 | 7.75 |     | 8.14            |
|   | Performance  |      |              | 1.00   | 8.25 | 8.50 | 9.00 | 9.00 | 8.25 | 8.50 | 8.50 | 8.75 | 8.25 |     | 8.54            |
|   | Composition  |      |              | 1.00   | 7.75 | 8.50 | 8.75 | 8.75 | 8.00 | 8.50 | 8.25 | 8.75 | 7.75 |     | 8.36            |
|   | Interpretation of the Music                            |      |              | 1.00   | 8.00 | 8.75 | 8.75 | 9.00 | 8.00 | 8.50 | 8.50 | 8.75 | 8.25 |     | 8.50            |
|   | <b>Judges Total Program Component Score (factored)</b> |      |              |        |      |      |      |      |      |      |      |      |      |     | <b>42.08</b>    |

|                   |             |
|-------------------|-------------|
| <b>Deductions</b> | <b>0.00</b> |
|-------------------|-------------|

x Credit for highlight distribution, base value multiplied by 1.1

| Rank | Name        | Nation | Starting Number | Total Segment Score | Total Element Score | Total Program Component Score (factored) | Total Deductions |
|------|-------------|--------|-----------------|---------------------|---------------------|--|------------------|
| 4    | Jason BROWN | USA    | 28              | 89.78               | 44.81               | 44.97                                    | 0.00             |

| # | Executed Elements                                      | Info | Base Value   | GOE    | J1   | J2   | J3   | J4   | J5   | J6   | J7   | J8   | J9   | Ref | Scores of Panel |
|---|--|------|--------------|--------|------|------|------|------|------|------|------|------|------|-----|-----------------|
| 1 | 3A   |      | 8.50         | -1.86  | -1   | -2   | -1   | -2   | -2   | -2   | -2   | -2   | -2   |     | 6.64            |
| 2 | 3F+3T  |      | 9.60         | 1.50   | 3    | 3    | 2    | 2    | 2    | 2    | 2    | 2    | 2    |     | 11.10           |
| 3 | FCSp4  |      | 3.20         | 1.43   | 3    | 3    | 3    | 3    | 3    | 3    | 2    | 3    | 2    |     | 4.63            |
| 4 | CSSp4  |      | 3.00         | 1.00   | 2    | 2    | 2    | 2    | 2    | 3    | 1    | 2    | 2    |     | 4.00            |
| 5 | 3Lz  | x    | 6.60         | 1.50   | 3    | 2    | 2    | 3    | 2    | 2    | 2    | 2    | 2    |     | 8.10            |
| 6 | StSq4  |      | 3.90         | 1.80   | 2    | 3    | 2    | 3    | 2    | 3    | 2    | 3    | 3    |     | 5.70            |
| 7 | CCoSp4   |      | 3.50         | 1.14   | 1    | 3    | 2    | 3    | 2    | 3    | 2    | 2    | 2    |     | 4.64            |
|   |  |      | <b>38.30</b> |        |      |      |      |      |      |      |      |      |      |     | <b>44.81</b>    |
|   | <b>Program Components</b>                              |      |              | Factor |      |      |      |      |      |      |      |      |      |     |                 |
|   | Skating Skills   |      |              | 1.00   | 8.50 | 8.75 | 8.75 | 8.75 | 8.50 | 9.25 | 9.25 | 9.00 | 8.75 |     | 8.82            |
|   | Transitions  |      |              | 1.00   | 8.75 | 9.25 | 9.00 | 8.75 | 8.25 | 9.50 | 8.75 | 8.75 | 8.75 |     | 8.86            |
|   | Performance  |      |              | 1.00   | 9.00 | 8.75 | 9.00 | 9.25 | 8.25 | 9.75 | 9.25 | 9.00 | 9.25 |     | 9.07            |
|   | Composition  |      |              | 1.00   | 9.25 | 9.00 | 9.00 | 9.00 | 8.50 | 9.75 | 9.00 | 9.00 | 9.00 |     | 9.04            |
|   | Interpretation of the Music                            |      |              | 1.00   | 9.25 | 9.25 | 9.25 | 9.00 | 8.50 | 9.75 | 9.25 | 9.00 | 9.25 |     | 9.18            |
|   | <b>Judges Total Program Component Score (factored)</b> |      |              |        |      |      |      |      |      |      |      |      |      |     | <b>44.97</b>    |

|                   |             |
|-------------------|-------------|
| <b>Deductions</b> | <b>0.00</b> |
|-------------------|-------------|

x Credit for highlight distribution, base value multiplied by 1.1

# ISU Four Continents Championships 2018

## MEN SHORT PROGRAM JUDGES DETAILS PER SKATER

| Rank | Name    | Nation | Starting Number | Total Segment Score | Total Element Score | Program Component Score (factored) | Total Deductions |
|------|---------|--------|-----------------|---------------------|---------------------|------------------------------------|------------------|
| 5    | Han YAN | CHN    | 23              | 84.74               | 43.64               | 42.10                              | 1.00             |

| #  | Executed Elements | Info | Base Value   | GOE    | J1   | J2   | J3   | J4   | J5   | J6   | J7   | J8   | J9   | Ref | Scores of Panel |
|--|-------------------|------|--------------|--------|------|------|------|------|------|------|------|------|------|-----|-----------------|
| 1  | 3A                |      | 8.50         | 2.14   | 2    | 2    | 2    | 3    | 2    | 2    | 1    | 3    | 2    |     | 10.64           |
| 2  | 4T<               | <    | 8.00         | -4.00  | -3   | -3   | -3   | -3   | -3   | -3   | -3   | -3   | -3   |     | 4.00            |
| 3  | FCSp3             |      | 2.80         | 0.57   | 0    | 1    | 1    | 1    | 2    | 2    | 1    | 1    | 1    |     | 3.37            |
| 4  | 3Lz+3T            |      | 11.33        | x 1.50 | 3    | 2    | 2    | 3    | 2    | 2    | 2    | 2    | 2    |     | 12.83           |
| 5  | CSSp4             |      | 3.00         | 0.93   | 2    | 2    | 1    | 1    | 2    | 2    | 2    | 2    | 2    |     | 3.93            |
| 6  | StSq3             |      | 3.30         | 1.21   | 3    | 3    | 2    | 2    | 3    | 2    | 2    | 2    | 3    |     | 4.51            |
| 7  | CCoSp4            |      | 3.50         | 0.86   | 2    | 2    | 2    | 1    | 2    | 2    | 1    | 2    | 1    |     | 4.36            |
|  |                   |      | <b>40.43</b> |        |      |      |      |      |      |      |      |      |      |     | <b>43.64</b>    |
| <b>Program Components</b>                              |                   |      | Factor       |        |      |      |      |      |      |      |      |      |      |     |                 |
| Skating Skills   |                   |      | 1.00         |        | 9.50 | 8.50 | 8.25 | 8.50 | 8.75 | 8.00 | 8.50 | 9.00 | 8.50 |     | 8.57            |
| Transitions  |                   |      | 1.00         |        | 8.25 | 8.25 | 8.25 | 8.00 | 8.50 | 7.75 | 8.00 | 8.50 | 8.50 |     | 8.25            |
| Performance  |                   |      | 1.00         |        | 8.50 | 8.00 | 8.50 | 8.50 | 8.50 | 7.50 | 8.50 | 8.50 | 8.75 |     | 8.43            |
| Composition  |                   |      | 1.00         |        | 8.50 | 8.00 | 8.25 | 8.25 | 8.75 | 7.50 | 8.25 | 8.75 | 8.75 |     | 8.39            |
| Interpretation of the Music                            |                   |      | 1.00         |        | 8.25 | 8.50 | 8.50 | 8.00 | 8.75 | 7.75 | 8.50 | 8.75 | 8.75 |     | 8.46            |
| <b>Judges Total Program Component Score (factored)</b> |                   |      |              |        |      |      |      |      |      |      |      |      |      |     | <b>42.10</b>    |

|                   |                 |              |
|-------------------|-----------------|--------------|
| <b>Deductions</b> | Falls: -1.00(1) | <b>-1.00</b> |
|-------------------|-----------------|--------------|

< Under-rotated jump x Credit for highlight distribution, base value multiplied by 1.1

| Rank | Name      | Nation | Starting Number | Total Segment Score | Total Element Score | Program Component Score (factored) | Total Deductions |
|------|-----------|--------|-----------------|---------------------|---------------------|------------------------------------|------------------|
| 6    | Max AARON | USA    | 27              | 84.15               | 43.44               | 40.71                              | 0.00             |

| #  | Executed Elements | Info | Base Value   | GOE  | J1   | J2   | J3   | J4   | J5   | J6   | J7   | J8   | J9   | Ref | Scores of Panel |
|--|-------------------|------|--------------|------|------|------|------|------|------|------|------|------|------|-----|-----------------|
| 1  | 4T+2T             |      | 11.60        | 0.43 | 1    | 1    | 1    | 1    | 0    | 0    | 0    | 0    | 0    |     | 12.03           |
| 2  | 3Lz               |      | 6.00         | 1.10 | 2    | 2    | 1    | 2    | 2    | 2    | 1    | 1    | 1    |     | 7.10            |
| 3  | FCSp2             |      | 2.30         | 0.36 | 0    | 1    | 1    | -1   | 1    | 0    | 1    | 1    | 1    |     | 2.66            |
| 4  | 3A                | x    | 9.35         | 1.14 | 1    | 1    | 2    | 1    | 1    | 1    | 0    | 2    | 1    |     | 10.49           |
| 5  | CSSp4             |      | 3.00         | 0.43 | 0    | 1    | 1    | 0    | 1    | 1    | 1    | 1    | 1    |     | 3.43            |
| 6  | StSq3             |      | 3.30         | 0.50 | 1    | 1    | 1    | 1    | 1    | 2    | 1    | 1    | 1    |     | 3.80            |
| 7  | CCoSp4            |      | 3.50         | 0.43 | 0    | 1    | 2    | 2    | 1    | 1    | 0    | 0    | 1    |     | 3.93            |
|  |                   |      | <b>39.05</b> |      |      |      |      |      |      |      |      |      |      |     | <b>43.44</b>    |
| <b>Program Components</b>                              |                   |      | Factor       |      |      |      |      |      |      |      |      |      |      |     |                 |
| Skating Skills   |                   |      | 1.00         |      | 8.00 | 8.25 | 8.25 | 8.25 | 8.25 | 8.50 | 8.25 | 8.50 | 8.00 |     | 8.25            |
| Transitions  |                   |      | 1.00         |      | 7.25 | 7.50 | 7.75 | 7.75 | 8.00 | 8.25 | 8.00 | 8.00 | 7.75 |     | 7.82            |
| Performance  |                   |      | 1.00         |      | 8.00 | 8.00 | 8.25 | 8.50 | 8.50 | 8.75 | 8.50 | 8.75 | 8.25 |     | 8.39            |
| Composition  |                   |      | 1.00         |      | 7.50 | 8.00 | 8.00 | 8.00 | 8.50 | 8.50 | 8.25 | 8.50 | 7.75 |     | 8.14            |
| Interpretation of the Music                            |                   |      | 1.00         |      | 7.25 | 7.75 | 8.00 | 8.00 | 8.25 | 8.50 | 8.25 | 8.50 | 8.00 |     | 8.11            |
| <b>Judges Total Program Component Score (factored)</b> |                   |      |              |      |      |      |      |      |      |      |      |      |      |     | <b>40.71</b>    |

|                   |  |             |
|-------------------|--|-------------|
| <b>Deductions</b> |  | <b>0.00</b> |
|-------------------|--|-------------|

x Credit for highlight distribution, base value multiplied by 1.1

# ISU Four Continents Championships 2018

## MEN SHORT PROGRAM JUDGES DETAILS PER SKATER

| Rank | Name       | Nation | Starting Number | Total Segment Score | Total Element Score | Total Program Component Score (factored) | Total Deductions |
|------|------------|--------|-----------------|---------------------|---------------------|--|------------------|
| 7    | Nam NGUYEN | CAN    | 24              | 84.09               | 45.55               | 38.54                                    | 0.00             |

| #  | Executed Elements           | Info | Base Value   | GOE    | J1   | J2   | J3   | J4   | J5   | J6   | J7   | J8   | J9   | Ref | Scores of Panel |
|--|-----------------------------|------|--------------|--------|------|------|------|------|------|------|------|------|------|-----|-----------------|
| 1  | 4S+3T                       |      | 14.80        | 0.11   | 0    | 1    | 1    | -1   | 1    | 0    | 0    | -1   | 0    |     | 14.91           |
| 2  | 3A                          |      | 8.50         | 1.14   | 2    | 1    | 2    | 0    | 1    | 1    | 1    | 1    | 1    |     | 9.64            |
| 3  | FCSp3                       |      | 2.80         | 0.43   | 1    | 1    | 1    | 0    | 1    | 2    | 0    | 1    | 1    |     | 3.23            |
| 4  | 3Lz                         | x    | 6.60         | 0.20   | 0    | 0    | 1    | 0    | 1    | 0    | 0    | 0    | 1    |     | 6.80            |
| 5  | CSSp3                       |      | 2.60         | 0.36   | 0    | 1    | 1    | 0    | 1    | 1    | 1    | 0    | 1    |     | 2.96            |
| 6  | StSq3                       |      | 3.30         | 0.64   | 2    | 1    | 1    | 2    | 1    | 2    | 1    | 1    | 1    |     | 3.94            |
| 7  | CCoSp4                      |      | 3.50         | 0.57   | 1    | 1    | 2    | 1    | 1    | 2    | 1    | 1    | 1    |     | 4.07            |
|  |                             |      | <b>42.10</b> |        |      |      |      |      |      |      |      |      |      |     | <b>45.55</b>    |
| <b>Program Components</b>                              |                             |      |              | Factor |      |      |      |      |      |      |      |      |      |     |                 |
|  | Skating Skills              |      |              | 1.00   | 7.75 | 7.75 | 8.25 | 8.00 | 7.75 | 7.75 | 7.75 | 7.25 | 7.75 |     | 7.79            |
|  | Transitions                 |      |              | 1.00   | 7.75 | 7.00 | 8.00 | 7.50 | 7.50 | 7.50 | 7.25 | 7.00 | 7.50 |     | 7.43            |
|  | Performance                 |      |              | 1.00   | 8.50 | 8.00 | 8.00 | 8.00 | 7.75 | 7.75 | 7.50 | 7.50 | 7.75 |     | 7.82            |
|  | Composition                 |      |              | 1.00   | 8.25 | 7.75 | 8.25 | 7.75 | 7.75 | 7.50 | 7.50 | 7.50 | 7.75 |     | 7.75            |
|  | Interpretation of the Music |      |              | 1.00   | 8.25 | 7.50 | 8.50 | 8.00 | 7.50 | 8.00 | 7.50 | 7.25 | 7.50 |     | 7.75            |
| <b>Judges Total Program Component Score (factored)</b> |                             |      |              |        |      |      |      |      |      |      |      |      |      |     | <b>38.54</b>    |

|                   |             |
|-------------------|-------------|
| <b>Deductions</b> | <b>0.00</b> |
|-------------------|-------------|

x Credit for highlight distribution, base value multiplied by 1.1

| Rank | Name     | Nation | Starting Number | Total Segment Score | Total Element Score | Total Program Component Score (factored) | Total Deductions |
|------|----------|--------|-----------------|---------------------|---------------------|--|------------------|
| 8    | Misha GE | UZB    | 25              | 82.27               | 40.60               | 41.67                                    | 0.00             |

| #  | Executed Elements           | Info | Base Value   | GOE    | J1   | J2   | J3   | J4   | J5   | J6   | J7   | J8   | J9   | Ref | Scores of Panel |
|--|-----------------------------|------|--------------|--------|------|------|------|------|------|------|------|------|------|-----|-----------------|
| 1  | 3A                          |      | 8.50         | 0.86   | 0    | 1    | 0    | 0    | 2    | 1    | 0    | 2    | 2    |     | 9.36            |
| 2  | 3Lz+3T                      | !    | 10.30        | -0.30  | -1   | 0    | -1   | -1   | -1   | -1   | 0    | 1    | 1    |     | 10.00           |
| 3  | CCSp3                       |      | 2.80         | -0.03  | -1   | -1   | 1    | 1    | -1   | 1    | -1   | 0    | -1   |     | 2.77            |
| 4  | 3F                          | x    | 5.83         | 0.70   | 0    | 1    | 1    | 1    | 1    | 1    | 1    | 2    | 1    |     | 6.53            |
| 5  | FSSp4                       |      | 3.00         | 0.50   | 1    | 1    | 1    | 1    | 1    | 1    | 1    | 2    | 1    |     | 3.50            |
| 6  | StSq3                       |      | 3.30         | 1.00   | 2    | 2    | 1    | 2    | 2    | 3    | 1    | 3    | 2    |     | 4.30            |
| 7  | CCoSp4                      |      | 3.50         | 0.64   | 1    | 1    | 1    | 1    | 1    | 2    | 1    | 2    | 2    |     | 4.14            |
|  |                             |      | <b>37.23</b> |        |      |      |      |      |      |      |      |      |      |     | <b>40.60</b>    |
| <b>Program Components</b>                              |                             |      |              | Factor |      |      |      |      |      |      |      |      |      |     |                 |
|  | Skating Skills              |      |              | 1.00   | 7.00 | 8.25 | 7.50 | 8.00 | 8.25 | 8.50 | 8.50 | 8.75 | 8.50 |     | 8.21            |
|  | Transitions                 |      |              | 1.00   | 7.50 | 7.50 | 7.25 | 8.00 | 8.00 | 8.50 | 8.00 | 8.50 | 8.50 |     | 8.00            |
|  | Performance                 |      |              | 1.00   | 8.50 | 8.00 | 8.00 | 8.25 | 8.00 | 9.00 | 8.25 | 8.75 | 9.00 |     | 8.39            |
|  | Composition                 |      |              | 1.00   | 8.00 | 8.25 | 7.50 | 8.50 | 8.50 | 8.75 | 8.50 | 9.00 | 9.00 |     | 8.50            |
|  | Interpretation of the Music |      |              | 1.00   | 8.25 | 8.25 | 8.25 | 8.50 | 8.50 | 9.00 | 8.50 | 9.00 | 9.25 |     | 8.57            |
| <b>Judges Total Program Component Score (factored)</b> |                             |      |              |        |      |      |      |      |      |      |      |      |      |     | <b>41.67</b>    |

|                   |             |
|-------------------|-------------|
| <b>Deductions</b> | <b>0.00</b> |
|-------------------|-------------|

x Credit for highlight distribution, base value multiplied by 1.1 ! Not clear edge

# ISU Four Continents Championships 2018

## MEN SHORT PROGRAM JUDGES DETAILS PER SKATER

| Rank | Name          | Nation | Starting Number | Total Segment Score | Total Element Score | Total Program Component Score (factored) | Total Deductions |
|------|---------------|--------|-----------------|---------------------|---------------------|--|------------------|
| 9    | Brendan KERRY | AUS    | 17              | 79.57               | 43.46               | 36.11                                    | 0.00             |

| # | Executed Elements                                      | Info | Base Value   | GOE           | J1   | J2   | J3   | J4   | J5   | J6   | J7   | J8   | J9   | Ref | Scores of Panel |
|---|--|------|--------------|---------------|------|------|------|------|------|------|------|------|------|-----|-----------------|
| 1 | 4T   |      | 10.30        | -1.20         | -1   | -1   | -1   | -1   | -1   | -1   | 0    | -1   | -1   |     | 9.10            |
| 2 | 4S+2T  |      | 11.80        | -1.20         | -2   | -1   | -1   | -1   | -1   | -1   | -1   | -1   | -1   |     | 10.60           |
| 3 | CCSp2  |      | 2.30         | 0.21          | -1   | 0    | 0    | 0    | 1    | 1    | 0    | 1    | 1    |     | 2.51            |
| 4 | 3A   | x    | 9.35         | 1.00          | 2    | 1    | 1    | 1    | 1    | 1    | 1    | 1    | 0    |     | 10.35           |
| 5 | StSq3  |      | 3.30         | 0.79          | 1    | 2    | 2    | 2    | 2    | 2    | 1    | 1    | 1    |     | 4.09            |
| 6 | FSSp3  |      | 2.60         | 0.50          | 1    | 1    | 1    | 0    | 1    | 1    | 1    | 1    | 1    |     | 3.10            |
| 7 | CCoSp4   |      | 3.50         | 0.21          | 0    | 1    | 1    | 0    | 1    | 2    | -1   | 0    | 0    |     | 3.71            |
|   |  |      | <b>43.15</b> |               |      |      |      |      |      |      |      |      |      |     | <b>43.46</b>    |
|   | <b>Program Components</b>                              |      |              | <b>Factor</b> |      |      |      |      |      |      |      |      |      |     |                 |
|   | Skating Skills   |      |              | 1.00          | 7.25 | 7.50 | 7.25 | 7.50 | 7.50 | 7.25 | 7.50 | 7.50 | 7.50 |     | 7.43            |
|   | Transitions  |      |              | 1.00          | 6.50 | 6.75 | 6.50 | 7.25 | 7.25 | 7.00 | 6.75 | 7.00 | 7.25 |     | 6.93            |
|   | Performance  |      |              | 1.00          | 7.00 | 7.25 | 6.75 | 7.50 | 7.25 | 7.25 | 7.25 | 7.50 | 7.25 |     | 7.25            |
|   | Composition  |      |              | 1.00          | 7.25 | 7.50 | 7.00 | 7.50 | 7.50 | 7.00 | 7.00 | 7.25 | 7.50 |     | 7.29            |
|   | Interpretation of the Music                            |      |              | 1.00          | 7.00 | 7.25 | 6.75 | 7.75 | 7.50 | 7.25 | 7.00 | 7.25 | 7.25 |     | 7.21            |
|   | <b>Judges Total Program Component Score (factored)</b> |      |              |               |      |      |      |      |      |      |      |      |      |     | <b>36.11</b>    |

|                   |             |
|-------------------|-------------|
| <b>Deductions</b> | <b>0.00</b> |
|-------------------|-------------|

x Credit for highlight distribution, base value multiplied by 1.1

| Rank | Name          | Nation | Starting Number | Total Segment Score | Total Element Score | Total Program Component Score (factored) | Total Deductions |
|------|---------------|--------|-----------------|---------------------|---------------------|--|------------------|
| 10   | Takahito MURA | JPN    | 22              | 76.66               | 37.01               | 39.65                                    | 0.00             |

| # | Executed Elements                                      | Info | Base Value   | GOE           | J1   | J2   | J3   | J4   | J5   | J6   | J7   | J8   | J9   | Ref | Scores of Panel |
|---|--|------|--------------|---------------|------|------|------|------|------|------|------|------|------|-----|-----------------|
| 1 | 2T*  | *    | 0.00         | 0.00          | -    | -    | -    | -    | -    | -    | -    | -    | -    |     | 0.00            |
| 2 | 3A   |      | 8.50         | 1.86          | 2    | 2    | 1    | 3    | 1    | 2    | 2    | 2    | 2    |     | 10.36           |
| 3 | FCSp4  |      | 3.20         | 0.57          | 0    | 2    | 1    | 1    | 1    | 2    | 1    | 1    | 1    |     | 3.77            |
| 4 | CSSp4  |      | 3.00         | -0.13         | -1   | -1   | 0    | 0    | 0    | -1   | -1   | 0    | 0    |     | 2.87            |
| 5 | 3Lz+3T   | x    | 11.33        | 0.80          | 1    | 1    | 1    | 2    | 1    | 1    | 0    | 2    | 1    |     | 12.13           |
| 6 | StSq2  |      | 2.60         | 1.14          | 3    | 2    | 2    | 3    | 2    | 2    | 1    | 3    | 2    |     | 3.74            |
| 7 | CCoSp4   |      | 3.50         | 0.64          | 2    | 2    | 1    | 1    | 1    | 2    | 1    | 1    | 1    |     | 4.14            |
|   |  |      | <b>32.13</b> |               |      |      |      |      |      |      |      |      |      |     | <b>37.01</b>    |
|   | <b>Program Components</b>                              |      |              | <b>Factor</b> |      |      |      |      |      |      |      |      |      |     |                 |
|   | Skating Skills   |      |              | 1.00          | 8.25 | 7.75 | 8.25 | 8.25 | 7.75 | 7.75 | 8.25 | 8.75 | 8.25 |     | 8.11            |
|   | Transitions  |      |              | 1.00          | 7.50 | 6.75 | 7.75 | 7.75 | 7.50 | 7.50 | 7.50 | 8.50 | 8.00 |     | 7.64            |
|   | Performance  |      |              | 1.00          | 7.75 | 7.25 | 7.75 | 8.25 | 7.50 | 7.75 | 8.00 | 8.75 | 8.50 |     | 7.93            |
|   | Composition  |      |              | 1.00          | 7.75 | 7.25 | 8.25 | 8.00 | 7.75 | 7.50 | 7.75 | 8.75 | 8.50 |     | 7.93            |
|   | Interpretation of the Music                            |      |              | 1.00          | 7.50 | 7.50 | 8.00 | 8.50 | 7.75 | 7.75 | 8.00 | 8.75 | 8.75 |     | 8.04            |
|   | <b>Judges Total Program Component Score (factored)</b> |      |              |               |      |      |      |      |      |      |      |      |      |     | <b>39.65</b>    |

|                   |             |
|-------------------|-------------|
| <b>Deductions</b> | <b>0.00</b> |
|-------------------|-------------|

\* Invalid element x Credit for highlight distribution, base value multiplied by 1.1

# ISU Four Continents Championships 2018

## MEN SHORT PROGRAM JUDGES DETAILS PER SKATER

| Rank | Name      | Nation | Starting Number | Total Segment Score | Total Element Score | Total Program Component Score (factored) | Total Deductions |
|------|-----------|--------|-----------------|---------------------|---------------------|--|------------------|
| 11   | Denis TEN | KAZ    | 20              | 75.30               | 35.05               | 40.25                                    | 0.00             |

| #  | Executed Elements | Info | Base Value    | GOE     | J1 | J2   | J3   | J4   | J5   | J6   | J7   | J8   | J9   | Ref  | Scores of Panel |              |
|--|-------------------|------|---------------|---------|----|------|------|------|------|------|------|------|------|------|-----------------|--------------|
| 1  | 4S<<              | <<   | 4.40          | -1.30   | -2 | -2   | -1   | -2   | -2   | -2   | -3   | -2   | -1   |      | 3.10            |              |
| 2  | 3A                |      | 8.50          | -2.43   | -3 | -2   | -2   | -2   | -2   | -3   | -3   | -2   | -3   |      | 6.07            |              |
| 3  | CCSp4             |      | 3.20          | 0.64    | 1  | 1    | 1    | 1    | 2    | 2    | 1    | 2    | 1    |      | 3.84            |              |
| 4  | 3F+3T             | !    | 10.56         | x -0.20 | 0  | 0    | 0    | -1   | -1   | -1   | 0    | 1    | 0    |      | 10.36           |              |
| 5  | CCoSp4            |      | 3.50          | 0.64    | 1  | 2    | 1    | 0    | 1    | 2    | 0    | 2    | 2    |      | 4.14            |              |
| 6  | StSq3             |      | 3.30          | 1.21    | 3  | 3    | 2    | 2    | 3    | 2    | 2    | 3    | 2    |      | 4.51            |              |
| 7  | FSSp3             |      | 2.60          | 0.43    | 1  | 2    | 1    | 0    | 0    | 1    | 0    | 2    | 1    |      | 3.03            |              |
|  |                   |      | <b>36.06</b>  |         |    |      |      |      |      |      |      |      |      |      | <b>35.05</b>    |              |
| <b>Program Components</b>                              |                   |      | <b>Factor</b> |         |    |      |      |      |      |      |      |      |      |      |                 |              |
| Skating Skills   |                   |      | 1.00          |         |    | 8.00 | 8.25 | 7.50 | 8.00 | 8.25 | 7.50 | 8.00 | 9.00 | 8.25 |                 | 8.04         |
| Transitions  |                   |      | 1.00          |         |    | 7.25 | 8.00 | 7.75 | 7.75 | 8.25 | 7.00 | 7.50 | 8.50 | 8.25 |                 | 7.82         |
| Performance  |                   |      | 1.00          |         |    | 7.75 | 7.50 | 7.75 | 7.75 | 8.00 | 8.00 | 7.75 | 8.75 | 8.75 |                 | 7.96         |
| Composition  |                   |      | 1.00          |         |    | 8.25 | 7.75 | 7.50 | 8.00 | 8.50 | 7.50 | 7.75 | 8.75 | 9.00 |                 | 8.07         |
| Interpretation of the Music                            |                   |      | 1.00          |         |    | 8.50 | 8.50 | 8.00 | 8.00 | 8.50 | 8.00 | 8.00 | 9.00 | 9.00 |                 | 8.36         |
| <b>Judges Total Program Component Score (factored)</b> |                   |      |               |         |    |      |      |      |      |      |      |      |      |      |                 | <b>40.25</b> |

|                   |             |
|-------------------|-------------|
| <b>Deductions</b> | <b>0.00</b> |
|-------------------|-------------|

<< Downgraded jump x Credit for highlight distribution, base value multiplied by 1.1 ! Not clear edge

| Rank | Name         | Nation | Starting Number | Total Segment Score | Total Element Score | Total Program Component Score (factored) | Total Deductions |
|------|--------------|--------|-----------------|---------------------|---------------------|--|------------------|
| 12   | Elladj BALDE | CAN    | 5               | 75.17               | 38.74               | 36.43                                    | 0.00             |

| #  | Executed Elements | Info | Base Value    | GOE   | J1 | J2   | J3   | J4   | J5   | J6   | J7   | J8   | J9   | Ref  | Scores of Panel |              |
|--|-------------------|------|---------------|-------|----|------|------|------|------|------|------|------|------|------|-----------------|--------------|
| 1  | 3F                |      | 5.30          | 0.80  | 2  | 1    | 2    | 1    | 1    | 1    | 1    | 0    | 1    |      | 6.10            |              |
| 2  | 3A                |      | 8.50          | 0.00  | 0  | 0    | 0    | 0    | 0    | 0    | 0    | 0    | -1   |      | 8.50            |              |
| 3  | 3Lz+3T            |      | 10.30         | 0.20  | 1  | 0    | 1    | 0    | 0    | 0    | 0    | 1    | -1   |      | 10.50           |              |
| 4  | FUSp4             |      | 2.90          | -0.17 | 1  | 0    | 0    | 0    | -1   | -1   | -1   | -1   | -1   |      | 2.73            |              |
| 5  | StSq3             |      | 3.30          | 0.79  | 1  | 2    | 2    | 2    | 1    | 2    | 1    | 1    | 2    |      | 4.09            |              |
| 6  | CSSp3             |      | 2.60          | 0.36  | 1  | 1    | 1    | 1    | 0    | 1    | 1    | 0    | -1   |      | 2.96            |              |
| 7  | CCoSp4            |      | 3.50          | 0.36  | 1  | 1    | 1    | 1    | -1   | 1    | 0    | 1    | 0    |      | 3.86            |              |
|  |                   |      | <b>36.40</b>  |       |    |      |      |      |      |      |      |      |      |      | <b>38.74</b>    |              |
| <b>Program Components</b>                              |                   |      | <b>Factor</b> |       |    |      |      |      |      |      |      |      |      |      |                 |              |
| Skating Skills   |                   |      | 1.00          |       |    | 8.25 | 7.50 | 7.50 | 7.25 | 6.50 | 5.50 | 7.50 | 7.25 | 7.25 |                 | 7.25         |
| Transitions  |                   |      | 1.00          |       |    | 7.50 | 7.00 | 7.75 | 7.00 | 6.00 | 5.25 | 7.25 | 7.25 | 7.00 |                 | 7.00         |
| Performance  |                   |      | 1.00          |       |    | 7.75 | 7.75 | 8.00 | 7.50 | 6.25 | 5.75 | 7.25 | 7.50 | 7.50 |                 | 7.36         |
| Composition  |                   |      | 1.00          |       |    | 8.00 | 7.50 | 8.00 | 7.50 | 6.50 | 5.50 | 7.50 | 7.50 | 7.25 |                 | 7.39         |
| Interpretation of the Music                            |                   |      | 1.00          |       |    | 7.75 | 7.75 | 8.25 | 7.75 | 6.25 | 6.00 | 7.50 | 7.50 | 7.50 |                 | 7.43         |
| <b>Judges Total Program Component Score (factored)</b> |                   |      |               |       |    |      |      |      |      |      |      |      |      |      |                 | <b>36.43</b> |

|                   |             |
|-------------------|-------------|
| <b>Deductions</b> | <b>0.00</b> |
|-------------------|-------------|



# ISU Four Continents Championships 2018

## MEN SHORT PROGRAM JUDGES DETAILS PER SKATER

| Rank | Name           | Nation | Starting Number | Total Segment Score | Total Element Score | Program Component Score (factored) | Total Deductions |
|------|----------------|--------|-----------------|---------------------|---------------------|------------------------------------|------------------|
| 13   | Kevin REYNOLDS | CAN    | 21              | 74.65               | 36.05               | 38.60                              | 0.00             |

| #  | Executed Elements | Info | Base Value   | GOE   | J1   | J2   | J3   | J4   | J5   | J6   | J7   | J8   | J9   | Ref | Scores of Panel |
|--|-------------------|------|--------------|-------|------|------|------|------|------|------|------|------|------|-----|-----------------|
| 1  | 4S<               | <    | 8.10         | -2.29 | -2   | -2   | -1   | -2   | -1   | -1   | -3   | -2   | -3   |     | 5.81            |
| 2  | 3A                |      | 8.50         | 0.43  | 0    | 0    | 0    | 1    | 1    | 1    | 0    | 0    | 1    |     | 8.93            |
| 3  | 4T+COMBO          |      | 10.30        | -4.00 | -3   | -3   | -3   | -3   | -3   | -3   | -3   | -3   | -3   |     | 6.30            |
| 4  | FUSp4             |      | 2.90         | 0.36  | 1    | 0    | 1    | 0    | 1    | 1    | 0    | 1    | 1    |     | 3.26            |
| 5  | CCSp3             |      | 2.80         | 0.36  | 0    | 1    | 1    | 0    | 1    | 1    | 0    | 1    | 1    |     | 3.16            |
| 6  | StSq3             |      | 3.30         | 0.93  | 2    | 2    | 3    | 2    | 1    | 2    | 1    | 2    | 2    |     | 4.23            |
| 7  | CCoSp4            |      | 3.50         | 0.86  | 2    | 2    | 2    | 1    | 2    | 2    | 1    | 2    | 1    |     | 4.36            |
|  |                   |      | <b>39.40</b> |       |      |      |      |      |      |      |      |      |      |     | <b>36.05</b>    |
| <b>Program Components</b>                              |                   |      | Factor       |       |      |      |      |      |      |      |      |      |      |     |                 |
| Skating Skills   |                   |      | 1.00         |       | 7.50 | 7.25 | 7.75 | 7.75 | 7.50 | 7.25 | 7.25 | 8.00 | 7.75 |     | 7.54            |
| Transitions  |                   |      | 1.00         |       | 8.00 | 7.00 | 8.00 | 7.75 | 7.75 | 7.50 | 7.00 | 8.00 | 7.50 |     | 7.64            |
| Performance  |                   |      | 1.00         |       | 7.50 | 7.25 | 8.25 | 8.00 | 7.25 | 7.75 | 7.25 | 8.25 | 8.00 |     | 7.71            |
| Composition  |                   |      | 1.00         |       | 8.25 | 7.25 | 8.25 | 8.00 | 7.50 | 7.75 | 7.00 | 8.25 | 7.75 |     | 7.82            |
| Interpretation of the Music                            |                   |      | 1.00         |       | 8.00 | 7.50 | 8.25 | 8.25 | 7.50 | 8.00 | 7.25 | 8.25 | 7.75 |     | 7.89            |
| <b>Judges Total Program Component Score (factored)</b> |                   |      |              |       |      |      |      |      |      |      |      |      |      |     | <b>38.60</b>    |

|                   |             |
|-------------------|-------------|
| <b>Deductions</b> | <b>0.00</b> |
|-------------------|-------------|

< Under-rotated jump

| Rank | Name        | Nation | Starting Number | Total Segment Score | Total Element Score | Program Component Score (factored) | Total Deductions |
|------|-------------|--------|-----------------|---------------------|---------------------|------------------------------------|------------------|
| 14   | Chih-I TSAO | TPE    | 18              | 72.57               | 38.51               | 34.06                              | 0.00             |

| #  | Executed Elements | Info | Base Value   | GOE     | J1   | J2   | J3   | J4   | J5   | J6   | J7   | J8   | J9   | Ref | Scores of Panel |
|--|-------------------|------|--------------|---------|------|------|------|------|------|------|------|------|------|-----|-----------------|
| 1  | 3A                |      | 8.50         | 0.43    | 1    | 1    | 0    | -1   | 1    | 0    | 0    | 2    | 0    |     | 8.93            |
| 2  | 3F+3T             |      | 9.60         | 0.30    | 0    | 1    | 0    | 0    | 1    | 1    | 0    | 2    | 0    |     | 9.90            |
| 3  | CCSp4             |      | 3.20         | 0.79    | 2    | 2    | 1    | 2    | 1    | 1    | 1    | 2    | 2    |     | 3.99            |
| 4  | StSq2             |      | 2.60         | 0.50    | 2    | 1    | 1    | 1    | 1    | 1    | 1    | 1    | 1    |     | 3.10            |
| 5  | FSSp4             |      | 3.00         | 0.29    | 0    | 1    | 0    | 0    | 1    | 1    | 0    | 1    | 1    |     | 3.29            |
| 6  | 3Lz               | !    | 6.60         | x -0.80 | -1   | -1   | -1   | -1   | -1   | -1   | -1   | -2   | -2   |     | 5.80            |
| 7  | CCoSp4            |      | 3.50         | 0.00    | 0    | 0    | 0    | 0    | 0    | 0    | 0    | 1    | -1   |     | 3.50            |
|  |                   |      | <b>37.00</b> |         |      |      |      |      |      |      |      |      |      |     | <b>38.51</b>    |
| <b>Program Components</b>                              |                   |      | Factor       |         |      |      |      |      |      |      |      |      |      |     |                 |
| Skating Skills   |                   |      | 1.00         |         | 6.75 | 7.00 | 5.75 | 6.75 | 6.75 | 6.75 | 7.25 | 7.75 | 6.00 |     | 6.75            |
| Transitions  |                   |      | 1.00         |         | 6.25 | 6.75 | 5.75 | 6.50 | 6.75 | 6.50 | 6.75 | 7.25 | 5.75 |     | 6.46            |
| Performance  |                   |      | 1.00         |         | 7.25 | 7.25 | 6.25 | 6.75 | 7.00 | 7.00 | 7.25 | 7.50 | 6.25 |     | 6.96            |
| Composition  |                   |      | 1.00         |         | 7.25 | 7.25 | 6.00 | 6.75 | 7.00 | 6.75 | 7.00 | 7.50 | 6.50 |     | 6.93            |
| Interpretation of the Music                            |                   |      | 1.00         |         | 7.00 | 7.25 | 6.25 | 7.00 | 7.00 | 7.00 | 7.25 | 7.25 | 6.25 |     | 6.96            |
| <b>Judges Total Program Component Score (factored)</b> |                   |      |              |         |      |      |      |      |      |      |      |      |      |     | <b>34.06</b>    |

|                   |             |
|-------------------|-------------|
| <b>Deductions</b> | <b>0.00</b> |
|-------------------|-------------|

x Credit for highlight distribution, base value multiplied by 1.1 ! Not clear edge

# ISU Four Continents Championships 2018

## MEN SHORT PROGRAM JUDGES DETAILS PER SKATER

| Rank | Name            | Nation | Starting Number | Total Segment Score | Total Element Score | Total Program Component Score (factored) | Total Deductions |
|------|-----------------|--------|-----------------|---------------------|---------------------|--|------------------|
| 15   | Grant HOCHSTEIN | USA    | 19              | 70.80               | 34.30               | 36.50                                    | 0.00             |

| #  | Executed Elements | Info | Base Value    | GOE   | J1   | J2   | J3   | J4   | J5   | J6   | J7   | J8   | J9   | Ref          | Scores of Panel |
|--|-------------------|------|---------------|-------|------|------|------|------|------|------|------|------|------|--------------|-----------------|
| 1  | 4T<<              | <<   | 4.30          | -2.10 | -3   | -3   | -3   | -3   | -3   | -3   | -3   | -3   | -3   |              | 2.20            |
| 2  | 3A                |      | 8.50          | -1.00 | -1   | -1   | -1   | -1   | -1   | -1   | -1   | -1   | -1   |              | 7.50            |
| 3  | CCSp3             |      | 2.80          | 0.71  | 2    | 2    | 1    | 2    | 1    | 2    | 1    | 1    | 1    |              | 3.51            |
| 4  | CCoSp4            |      | 3.50          | 0.57  | 1    | 2    | 1    | 0    | 1    | 1    | 1    | 2    | 1    |              | 4.07            |
| 5  | 3Lz+3T            | x    | 11.33         | -1.20 | -2   | -2   | -2   | -1   | -2   | -2   | -1   | -1   | -2   |              | 10.13           |
| 6  | StSq2             |      | 2.60          | 0.50  | 0    | 2    | 1    | 1    | 1    | 1    | 1    | 1    | 1    |              | 3.10            |
| 7  | FSSp4             |      | 3.00          | 0.79  | 1    | 2    | 1    | 2    | 1    | 2    | 1    | 2    | 2    |              | 3.79            |
|  |                   |      | <b>36.03</b>  |       |      |      |      |      |      |      |      |      |      |              | <b>34.30</b>    |
| <b>Program Components</b>                              |                   |      | <b>Factor</b> |       |      |      |      |      |      |      |      |      |      |              |                 |
| Skating Skills   |                   |      | 1.00          |       | 7.00 | 7.50 | 7.25 | 7.50 | 7.00 | 7.25 | 7.75 | 7.75 | 7.50 |              | 7.39            |
| Transitions  |                   |      | 1.00          |       | 6.75 | 7.25 | 6.50 | 7.25 | 6.75 | 7.00 | 7.50 | 7.50 | 7.25 |              | 7.11            |
| Performance  |                   |      | 1.00          |       | 6.75 | 7.25 | 7.00 | 7.50 | 6.75 | 7.25 | 8.00 | 7.75 | 7.50 |              | 7.29            |
| Composition  |                   |      | 1.00          |       | 6.75 | 7.50 | 6.75 | 7.75 | 7.00 | 7.00 | 7.50 | 7.75 | 7.75 |              | 7.32            |
| Interpretation of the Music                            |                   |      | 1.00          |       | 6.75 | 7.50 | 6.75 | 7.75 | 7.00 | 7.25 | 7.75 | 7.75 | 7.75 |              | 7.39            |
| <b>Judges Total Program Component Score (factored)</b> |                   |      |               |       |      |      |      |      |      |      |      |      |      | <b>36.50</b> |                 |

|                   |             |
|-------------------|-------------|
| <b>Deductions</b> | <b>0.00</b> |
|-------------------|-------------|

<< Downgraded jump x Credit for highlight distribution, base value multiplied by 1.1

| Rank | Name            | Nation | Starting Number | Total Segment Score | Total Element Score | Total Program Component Score (factored) | Total Deductions |
|------|-----------------|--------|-----------------|---------------------|---------------------|--|------------------|
| 16   | June Hyoung LEE | KOR    | 11              | 69.93               | 36.72               | 33.21                                    | 0.00             |

| #  | Executed Elements | Info | Base Value    | GOE   | J1   | J2   | J3   | J4   | J5   | J6   | J7   | J8   | J9   | Ref          | Scores of Panel |
|--|-------------------|------|---------------|-------|------|------|------|------|------|------|------|------|------|--------------|-----------------|
| 1  | 3A                |      | 8.50          | -1.29 | -1   | -2   | -1   | -1   | -1   | -2   | 0    | -1   | -2   |              | 7.21            |
| 2  | 3Lo               |      | 5.10          | 0.10  | 0    | 1    | 0    | 0    | 0    | 0    | 0    | 1    | 0    |              | 5.20            |
| 3  | FCSp4             |      | 3.20          | 0.14  | 0    | 1    | 0    | 0    | 0    | 1    | 0    | 1    | 0    |              | 3.34            |
| 4  | 3F+3T             | x    | 10.56         | -1.20 | -2   | -2   | -1   | -2   | -2   | -2   | -1   | -1   | -2   |              | 9.36            |
| 5  | CSSp4             |      | 3.00          | 0.10  | 0    | -1   | -1   | 0    | 0    | 1    | 0    | 1    | 1    |              | 3.10            |
| 6  | StSq4             |      | 3.90          | 0.90  | 1    | 2    | 1    | 2    | 1    | 2    | 1    | 1    | 1    |              | 4.80            |
| 7  | CCoSp4            |      | 3.50          | 0.21  | 0    | 1    | 0    | 1    | 0    | 1    | 0    | 1    | 0    |              | 3.71            |
|  |                   |      | <b>37.76</b>  |       |      |      |      |      |      |      |      |      |      |              | <b>36.72</b>    |
| <b>Program Components</b>                              |                   |      | <b>Factor</b> |       |      |      |      |      |      |      |      |      |      |              |                 |
| Skating Skills   |                   |      | 1.00          |       | 6.75 | 7.00 | 6.50 | 6.50 | 6.50 | 7.00 | 6.75 | 6.75 | 6.25 |              | 6.68            |
| Transitions  |                   |      | 1.00          |       | 6.75 | 7.25 | 6.00 | 6.25 | 6.25 | 6.50 | 6.25 | 6.50 | 5.75 |              | 6.36            |
| Performance  |                   |      | 1.00          |       | 6.50 | 7.25 | 6.75 | 6.50 | 6.25 | 7.25 | 6.75 | 7.00 | 6.25 |              | 6.71            |
| Composition  |                   |      | 1.00          |       | 7.25 | 7.00 | 6.50 | 6.75 | 6.50 | 7.00 | 6.50 | 6.75 | 6.50 |              | 6.71            |
| Interpretation of the Music                            |                   |      | 1.00          |       | 6.75 | 7.75 | 6.75 | 6.75 | 6.50 | 7.25 | 6.50 | 6.75 | 6.25 |              | 6.75            |
| <b>Judges Total Program Component Score (factored)</b> |                   |      |               |       |      |      |      |      |      |      |      |      |      | <b>33.21</b> |                 |

|                   |             |
|-------------------|-------------|
| <b>Deductions</b> | <b>0.00</b> |
|-------------------|-------------|

x Credit for highlight distribution, base value multiplied by 1.1

# ISU Four Continents Championships 2018

## MEN SHORT PROGRAM JUDGES DETAILS PER SKATER

| Rank | Name               | Nation | Starting Number | Total Segment Score | Total Element Score | Total Program Component Score (factored) | Total Deductions |
|------|--------------------|--------|-----------------|---------------------|---------------------|--|------------------|
| 17   | Julian Zhi Jie YEE | MAS    | 16              | 68.45               | 37.31               | 32.14                                    | 1.00             |

| # | Executed Elements                                      | Info | Base Value   | GOE    | J1   | J2   | J3   | J4   | J5   | J6   | J7   | J8   | J9   | Ref | Scores of Panel |
|---|--|------|--------------|--------|------|------|------|------|------|------|------|------|------|-----|-----------------|
| 1 | 3A   |      | 8.50         | -0.29  | -1   | 0    | 0    | -1   | 0    | -1   | 0    | 0    | 0    |     | 8.21            |
| 2 | 3Lz  |      | 6.00         | 0.00   | 0    | 0    | 0    | 0    | 1    | 0    | 0    | 0    | -1   |     | 6.00            |
| 3 | FCSp4  |      | 3.20         | 0.14   | 0    | 0    | 0    | 0    | 1    | 1    | 0    | 0    | 1    |     | 3.34            |
| 4 | 3F+3T  | x    | 10.56        | -1.90  | -3   | -3   | -2   | -2   | -3   | -3   | -3   | -2   | -3   |     | 8.66            |
| 5 | CSSp4  |      | 3.00         | 0.21   | 1    | 0    | 1    | 0    | 1    | 0    | 0    | 0    | 1    |     | 3.21            |
| 6 | StSq4  |      | 3.90         | 0.70   | 1    | 1    | 0    | 1    | 1    | 2    | 1    | 1    | 1    |     | 4.60            |
| 7 | CCoSp3   |      | 3.00         | 0.29   | 1    | 1    | 0    | 0    | 1    | 0    | 0    | 1    | 1    |     | 3.29            |
|   |  |      | <b>38.16</b> |        |      |      |      |      |      |      |      |      |      |     | <b>37.31</b>    |
|   | <b>Program Components</b>                              |      |              | Factor |      |      |      |      |      |      |      |      |      |     |                 |
|   | Skating Skills   |      |              | 1.00   | 6.25 | 6.00 | 5.50 | 6.75 | 6.75 | 6.00 | 6.50 | 7.00 | 6.75 |     | 6.43            |
|   | Transitions  |      |              | 1.00   | 5.50 | 5.75 | 5.25 | 6.50 | 6.50 | 6.00 | 6.25 | 6.25 | 6.75 |     | 6.11            |
|   | Performance  |      |              | 1.00   | 7.00 | 6.00 | 6.00 | 6.75 | 6.75 | 6.25 | 6.50 | 6.75 | 7.00 |     | 6.57            |
|   | Composition  |      |              | 1.00   | 6.50 | 6.25 | 5.50 | 6.50 | 7.00 | 6.00 | 6.25 | 6.75 | 7.00 |     | 6.46            |
|   | Interpretation of the Music                            |      |              | 1.00   | 6.50 | 6.25 | 5.75 | 7.00 | 6.75 | 6.50 | 6.50 | 6.50 | 7.00 |     | 6.57            |
|   | <b>Judges Total Program Component Score (factored)</b> |      |              |        |      |      |      |      |      |      |      |      |      |     | <b>32.14</b>    |

|                   |                       |              |
|-------------------|-----------------------|--------------|
| <b>Deductions</b> | Time violation: -1.00 | <b>-1.00</b> |
|-------------------|-----------------------|--------------|

x Credit for highlight distribution, base value multiplied by 1.1

| Rank | Name         | Nation | Starting Number | Total Segment Score | Total Element Score | Total Program Component Score (factored) | Total Deductions |
|------|--------------|--------|-----------------|---------------------|---------------------|--|------------------|
| 18   | Andrew DODDS | AUS    | 10              | 63.69               | 31.82               | 31.87                                    | 0.00             |

| # | Executed Elements                                      | Info | Base Value   | GOE    | J1   | J2   | J3   | J4   | J5   | J6   | J7   | J8   | J9   | Ref | Scores of Panel |
|---|--|------|--------------|--------|------|------|------|------|------|------|------|------|------|-----|-----------------|
| 1 | 3F+3T  |      | 9.60         | 0.20   | 1    | 1    | 1    | 0    | 0    | 0    | 0    | 0    | 0    |     | 9.80            |
| 2 | CSSp3  |      | 2.60         | -0.30  | -1   | -2   | 0    | -2   | -1   | -1   | -1   | 0    | -1   |     | 2.30            |
| 3 | FCSp3  |      | 2.80         | -0.34  | -1   | -1   | 0    | -1   | -1   | -1   | -1   | -2   | -2   |     | 2.46            |
| 4 | 3Lz  | x    | 6.60         | 0.20   | 1    | 1    | 0    | 0    | 0    | -1   | 0    | 1    | 0    |     | 6.80            |
| 5 | 2A   | x    | 3.63         | 0.00   | 0    | 0    | 0    | 0    | 0    | 0    | 0    | 1    | -1   |     | 3.63            |
| 6 | StSq3  |      | 3.30         | 0.57   | 1    | 1    | 2    | 2    | 1    | 1    | 1    | 1    | 1    |     | 3.87            |
| 7 | CCoSp3   |      | 3.00         | -0.04  | 0    | 0    | 1    | 0    | 0    | 0    | 0    | -2   | -1   |     | 2.96            |
|   |  |      | <b>31.53</b> |        |      |      |      |      |      |      |      |      |      |     | <b>31.82</b>    |
|   | <b>Program Components</b>                              |      |              | Factor |      |      |      |      |      |      |      |      |      |     |                 |
|   | Skating Skills   |      |              | 1.00   | 6.50 | 6.50 | 6.25 | 6.25 | 6.25 | 5.50 | 6.25 | 6.75 | 6.50 |     | 6.36            |
|   | Transitions  |      |              | 1.00   | 6.00 | 6.25 | 6.50 | 6.00 | 6.00 | 5.00 | 6.00 | 6.25 | 6.25 |     | 6.11            |
|   | Performance  |      |              | 1.00   | 6.75 | 6.00 | 6.75 | 6.50 | 6.00 | 6.00 | 6.25 | 6.50 | 6.50 |     | 6.36            |
|   | Composition  |      |              | 1.00   | 6.50 | 6.50 | 6.75 | 6.50 | 6.25 | 5.50 | 6.25 | 6.50 | 6.50 |     | 6.43            |
|   | Interpretation of the Music                            |      |              | 1.00   | 7.00 | 6.75 | 7.00 | 6.75 | 6.25 | 6.00 | 6.50 | 6.75 | 6.25 |     | 6.61            |
|   | <b>Judges Total Program Component Score (factored)</b> |      |              |        |      |      |      |      |      |      |      |      |      |     | <b>31.87</b>    |

|                   |  |             |
|-------------------|--|-------------|
| <b>Deductions</b> |  | <b>0.00</b> |
|-------------------|--|-------------|

x Credit for highlight distribution, base value multiplied by 1.1

# ISU Four Continents Championships 2018

## MEN SHORT PROGRAM JUDGES DETAILS PER SKATER

| Rank | Name     | Nation | Starting Number | Total Segment Score | Total Element Score | Total Program Component Score (factored) | Total Deductions |
|------|----------|--------|-----------------|---------------------|---------------------|--|------------------|
| 19   | He ZHANG | CHN    | 9               | 63.62               | 31.29               | 32.33                                    | 0.00             |

| # | Executed Elements                                      | Info | Base Value   | GOE    | J1   | J2   | J3   | J4   | J5   | J6   | J7   | J8   | J9   | Ref | Scores of Panel |
|---|--|------|--------------|--------|------|------|------|------|------|------|------|------|------|-----|-----------------|
| 1 | 3A   |      | 8.50         | 1.43   | 2    | 2    | 1    | 2    | 1    | 1    | 1    | 1    | 2    |     | 9.93            |
| 2 | 2S*  | *    | 0.00         | 0.00   | -    | -    | -    | -    | -    | -    | -    | -    | -    |     | 0.00            |
| 3 | CSSp4  |      | 3.00         | 0.43   | 0    | 1    | 1    | 0    | 1    | 1    | 1    | 2    | 1    |     | 3.43            |
| 4 | 3Lz+2T   |      | 8.03         | x 0.30 | 0    | 1    | 1    | -1   | 0    | 1    | 0    | 0    | 1    |     | 8.33            |
| 5 | StSq3  |      | 3.30         | 0.57   | 1    | 2    | 2    | 1    | 1    | 1    | 1    | 1    | 1    |     | 3.87            |
| 6 | FCSp4  |      | 3.20         | 0.29   | 0    | 1    | 1    | 0    | 0    | 1    | 0    | 1    | 1    |     | 3.49            |
| 7 | CCoSp3V  |      | 2.50         | -0.26  | -1   | -2   | 0    | -1   | -1   | 0    | -1   | -1   | -1   |     | 2.24            |
|   |  |      | <b>28.53</b> |        |      |      |      |      |      |      |      |      |      |     | <b>31.29</b>    |
|   | <b>Program Components</b>                              |      |              | Factor |      |      |      |      |      |      |      |      |      |     |                 |
|   | Skating Skills   |      |              | 1.00   | 6.25 | 7.25 | 6.25 | 6.50 | 6.75 | 6.50 | 6.50 | 7.00 | 6.50 |     | 6.57            |
|   | Transitions  |      |              | 1.00   | 5.75 | 6.75 | 6.25 | 6.25 | 6.50 | 6.00 | 6.00 | 7.00 | 6.00 |     | 6.25            |
|   | Performance  |      |              | 1.00   | 5.50 | 7.25 | 6.75 | 6.50 | 6.50 | 6.25 | 6.25 | 7.00 | 6.50 |     | 6.54            |
|   | Composition  |      |              | 1.00   | 6.00 | 7.00 | 6.50 | 6.25 | 6.75 | 6.00 | 6.25 | 7.25 | 6.25 |     | 6.43            |
|   | Interpretation of the Music                            |      |              | 1.00   | 5.50 | 7.50 | 6.75 | 6.25 | 6.75 | 6.25 | 6.25 | 7.25 | 6.25 |     | 6.54            |
|   | <b>Judges Total Program Component Score (factored)</b> |      |              |        |      |      |      |      |      |      |      |      |      |     | <b>32.33</b>    |

|                   |             |
|-------------------|-------------|
| <b>Deductions</b> | <b>0.00</b> |
|-------------------|-------------|

\* Invalid element x Credit for highlight distribution, base value multiplied by 1.1

| Rank | Name         | Nation | Starting Number | Total Segment Score | Total Element Score | Total Program Component Score (factored) | Total Deductions |
|------|--------------|--------|-----------------|---------------------|---------------------|--|------------------|
| 20   | Sihyeong LEE | KOR    | 13              | 62.65               | 33.19               | 30.46                                    | 1.00             |

| # | Executed Elements                                      | Info | Base Value   | GOE     | J1   | J2   | J3   | J4   | J5   | J6   | J7   | J8   | J9   | Ref | Scores of Panel |
|---|--|------|--------------|---------|------|------|------|------|------|------|------|------|------|-----|-----------------|
| 1 | 3A   |      | 8.50         | -3.00   | -3   | -3   | -3   | -3   | -3   | -3   | -3   | -3   | -3   |     | 5.50            |
| 2 | CCSp4  |      | 3.20         | 0.00    | -1   | 0    | 0    | 0    | 0    | 0    | 0    | 1    | 0    |     | 3.20            |
| 3 | FSSp4  |      | 3.00         | 0.07    | 0    | 0    | 0    | 0    | 1    | 0    | -1   | 0    | 1    |     | 3.07            |
| 4 | 3F+3T  |      | 10.56        | x 0.40  | 1    | 1    | 0    | 0    | 1    | 1    | 0    | 2    | -1   |     | 10.96           |
| 5 | 3Lz<   | <    | 4.62         | x -1.80 | -2   | -2   | -2   | -3   | -3   | -3   | -3   | -2   | -3   |     | 2.82            |
| 6 | StSq4  |      | 3.90         | 0.60    | 0    | 1    | 1    | 0    | 1    | 1    | 1    | 1    | 1    |     | 4.50            |
| 7 | CCoSp3   |      | 3.00         | 0.14    | 0    | 1    | 0    | 0    | 1    | 1    | 0    | 0    | 0    |     | 3.14            |
|   |  |      | <b>36.78</b> |         |      |      |      |      |      |      |      |      |      |     | <b>33.19</b>    |
|   | <b>Program Components</b>                              |      |              | Factor  |      |      |      |      |      |      |      |      |      |     |                 |
|   | Skating Skills   |      |              | 1.00    | 6.00 | 6.50 | 5.75 | 6.25 | 6.50 | 6.00 | 6.25 | 6.75 | 6.00 |     | 6.21            |
|   | Transitions  |      |              | 1.00    | 5.75 | 5.75 | 5.25 | 5.75 | 6.25 | 6.00 | 5.75 | 6.50 | 5.75 |     | 5.86            |
|   | Performance  |      |              | 1.00    | 6.25 | 6.00 | 5.75 | 6.25 | 6.50 | 6.25 | 6.00 | 7.00 | 6.00 |     | 6.18            |
|   | Composition  |      |              | 1.00    | 6.25 | 6.00 | 5.50 | 6.00 | 6.75 | 6.00 | 6.00 | 7.00 | 6.00 |     | 6.14            |
|   | Interpretation of the Music                            |      |              | 1.00    | 5.50 | 6.25 | 5.50 | 5.75 | 6.50 | 6.25 | 6.00 | 6.75 | 6.25 |     | 6.07            |
|   | <b>Judges Total Program Component Score (factored)</b> |      |              |         |      |      |      |      |      |      |      |      |      |     | <b>30.46</b>    |

|                   |                 |              |
|-------------------|-----------------|--------------|
| <b>Deductions</b> | Falls: -1.00(1) | <b>-1.00</b> |
|-------------------|-----------------|--------------|

< Under-rotated jump x Credit for highlight distribution, base value multiplied by 1.1

# ISU Four Continents Championships 2018

## MEN SHORT PROGRAM JUDGES DETAILS PER SKATER

| Rank | Name              | Nation | Starting Number | Total Segment Score | Total Element Score | Program Component Score (factored) | Total Deductions |
|------|-------------------|--------|-----------------|---------------------|---------------------|------------------------------------|------------------|
| 21   | Abzal RAKIMGALIEV | KAZ    | 15              | 60.77               | 31.88               | 28.89                              | 0.00             |

| #  | Executed Elements | Info | Base Value    | GOE   | J1   | J2   | J3   | J4   | J5   | J6   | J7   | J8   | J9           | Ref | Scores of Panel |
|--|-------------------|------|---------------|-------|------|------|------|------|------|------|------|------|--------------|-----|-----------------|
| 1  | 3F                |      | 5.30          | -1.90 | -2   | -2   | -3   | -2   | -3   | -3   | -3   | -3   | -3           |     | 3.40            |
| 2  | 3A                |      | 8.50          | -2.14 | -3   | -2   | -2   | -2   | -2   | -3   | -2   | -2   | -2           |     | 6.36            |
| 3  | CCoSp4            |      | 3.50          | 0.50  | 1    | 1    | 0    | 1    | 1    | 1    | 1    | 2    | 1            |     | 4.00            |
| 4  | 3Lo+3T            | x    | 10.34         | -1.90 | -3   | -2   | -2   | -3   | -3   | -3   | -2   | -3   | -3           |     | 8.44            |
| 5  | CSSp3             |      | 2.60          | -0.06 | -1   | -1   | -1   | -1   | 0    | 0    | 0    | 1    | 1            |     | 2.54            |
| 6  | StSq3             |      | 3.30          | 0.50  | 1    | 1    | 1    | 0    | 1    | 1    | 1    | 1    | 1            |     | 3.80            |
| 7  | FCSp4             |      | 3.20          | 0.14  | 0    | -1   | 0    | 0    | 0    | 1    | 1    | 1    | 0            |     | 3.34            |
|  |                   |      | <b>36.74</b>  |       |      |      |      |      |      |      |      |      |              |     | <b>31.88</b>    |
| <b>Program Components</b>                              |                   |      | <b>Factor</b> |       |      |      |      |      |      |      |      |      |              |     |                 |
| Skating Skills   |                   |      |               | 1.00  | 5.50 | 5.50 | 5.50 | 6.00 | 6.25 | 6.00 | 6.50 | 7.00 | 5.75         |     | 5.93            |
| Transitions  |                   |      |               | 1.00  | 4.75 | 5.00 | 5.25 | 5.50 | 6.00 | 5.75 | 5.50 | 6.25 | 5.50         |     | 5.50            |
| Performance  |                   |      |               | 1.00  | 5.00 | 5.50 | 5.25 | 5.75 | 6.00 | 6.00 | 6.00 | 6.50 | 5.75         |     | 5.75            |
| Composition  |                   |      |               | 1.00  | 5.50 | 5.50 | 5.75 | 5.50 | 6.25 | 6.00 | 6.00 | 6.75 | 6.25         |     | 5.89            |
| Interpretation of the Music                            |                   |      |               | 1.00  | 5.00 | 5.75 | 5.25 | 5.25 | 6.25 | 6.25 | 6.00 | 6.75 | 6.00         |     | 5.82            |
| <b>Judges Total Program Component Score (factored)</b> |                   |      |               |       |      |      |      |      |      |      |      |      | <b>28.89</b> |     |                 |

|                   |             |
|-------------------|-------------|
| <b>Deductions</b> | <b>0.00</b> |
|-------------------|-------------|

x Credit for highlight distribution, base value multiplied by 1.1

| Rank | Name             | Nation | Starting Number | Total Segment Score | Total Element Score | Program Component Score (factored) | Total Deductions |
|------|------------------|--------|-----------------|---------------------|---------------------|------------------------------------|------------------|
| 22   | Donovan CARRILLO | MEX    | 3               | 59.07               | 31.86               | 27.21                              | 0.00             |

| #  | Executed Elements | Info | Base Value    | GOE   | J1   | J2   | J3   | J4   | J5   | J6   | J7   | J8   | J9           | Ref | Scores of Panel |
|--|-------------------|------|---------------|-------|------|------|------|------|------|------|------|------|--------------|-----|-----------------|
| 1  | 2A                |      | 3.30          | 0.50  | 1    | 1    | 1    | 1    | 1    | 1    | 1    | 1    | 1            |     | 3.80            |
| 2  | FSSp4             |      | 3.00          | 0.21  | 0    | 1    | 0    | 0    | 1    | 0    | 0    | 1    | 1            |     | 3.21            |
| 3  | 3F+3T<            | <    | 8.30          | -0.70 | -1   | -1   | -1   | -1   | -1   | -1   | -2   | -1   | -1           |     | 7.60            |
| 4  | CCoSp4            |      | 3.50          | 0.50  | 1    | 1    | 2    | 1    | 1    | 1    | 1    | 1    | 1            |     | 4.00            |
| 5  | 3Lz               | x    | 6.60          | 0.60  | 1    | 1    | 1    | 1    | 1    | 0    | 1    | 1    | 0            |     | 7.20            |
| 6  | CCSp3             |      | 2.80          | 0.29  | 1    | 0    | 1    | 0    | 1    | 1    | 0    | 0    | 1            |     | 3.09            |
| 7  | StSq2             |      | 2.60          | 0.36  | 0    | 1    | 1    | 1    | 1    | 1    | 0    | 0    | 1            |     | 2.96            |
|  |                   |      | <b>30.10</b>  |       |      |      |      |      |      |      |      |      |              |     | <b>31.86</b>    |
| <b>Program Components</b>                              |                   |      | <b>Factor</b> |       |      |      |      |      |      |      |      |      |              |     |                 |
| Skating Skills   |                   |      |               | 1.00  | 5.25 | 5.50 | 6.50 | 5.00 | 5.50 | 5.25 | 5.25 | 4.75 | 5.25         |     | 5.29            |
| Transitions  |                   |      |               | 1.00  | 5.75 | 5.50 | 6.75 | 5.00 | 5.25 | 5.00 | 5.00 | 4.50 | 5.00         |     | 5.21            |
| Performance  |                   |      |               | 1.00  | 5.75 | 5.75 | 7.00 | 5.50 | 5.50 | 5.50 | 5.50 | 5.25 | 5.50         |     | 5.57            |
| Composition  |                   |      |               | 1.00  | 6.00 | 5.25 | 6.75 | 5.75 | 5.25 | 5.25 | 5.25 | 5.00 | 5.50         |     | 5.46            |
| Interpretation of the Music                            |                   |      |               | 1.00  | 6.25 | 5.50 | 7.25 | 6.00 | 5.50 | 5.50 | 5.50 | 5.00 | 5.50         |     | 5.68            |
| <b>Judges Total Program Component Score (factored)</b> |                   |      |               |       |      |      |      |      |      |      |      |      | <b>27.21</b> |     |                 |

|                   |             |
|-------------------|-------------|
| <b>Deductions</b> | <b>0.00</b> |
|-------------------|-------------|

< Under-rotated jump x Credit for highlight distribution, base value multiplied by 1.1

# ISU Four Continents Championships 2018

## MEN SHORT PROGRAM JUDGES DETAILS PER SKATER

| Rank | Name           | Nation | Starting Number | Total Segment Score | Total Element Score | Total Program Component Score (factored) | Total Deductions |
|------|----------------|--------|-----------------|---------------------|---------------------|--|------------------|
| 23   | Geon Hyeong AN | KOR    | 12              | 56.67               | 28.36               | 28.31                                    | 0.00             |

| #  | Executed Elements | Info | Base Value    | GOE   | J1   | J2   | J3   | J4   | J5   | J6   | J7   | J8   | J9   | Ref | Scores of Panel |
|--|-------------------|------|---------------|-------|------|------|------|------|------|------|------|------|------|-----|-----------------|
| 1  | 3T+3T             |      | 8.60          | -0.10 | 0    | 0    | 0    | 0    | 0    | 0    | -1   | 1    | -1   |     | 8.50            |
| 2  | FSSp4             |      | 3.00          | 0.43  | 0    | 2    | 0    | 0    | 1    | 1    | 1    | 2    | 1    |     | 3.43            |
| 3  | CCSp4             |      | 3.20          | 0.07  | 0    | -1   | 0    | 0    | 1    | 1    | 0    | 0    | 0    |     | 3.27            |
| 4  | 3Lz               | x    | 6.60          | 0.10  | 0    | 0    | 0    | 1    | 0    | 0    | 0    | 0    | 1    |     | 6.70            |
| 5  | StSq2             |      | 2.60          | 0.07  | 0    | 0    | 0    | 0    | 0    | 0    | 0    | 1    | 1    |     | 2.67            |
| 6  | 1A*               | *    | 0.00          | 0.00  | -    | -    | -    | -    | -    | -    | -    | -    | -    |     | 0.00            |
| 7  | CCoSp4            |      | 3.50          | 0.29  | 0    | 1    | 0    | 0    | 1    | 1    | 0    | 1    | 1    |     | 3.79            |
|  |                   |      | <b>27.50</b>  |       |      |      |      |      |      |      |      |      |      |     | <b>28.36</b>    |
| <b>Program Components</b>                              |                   |      | <b>Factor</b> |       |      |      |      |      |      |      |      |      |      |     |                 |
| Skating Skills   |                   |      | 1.00          |       | 5.25 | 6.25 | 5.75 | 6.25 | 5.50 | 6.25 | 6.25 | 6.00 | 6.00 |     | 6.00            |
| Transitions  |                   |      | 1.00          |       | 4.75 | 5.00 | 5.25 | 5.50 | 5.00 | 5.25 | 5.75 | 5.50 | 5.75 |     | 5.32            |
| Performance  |                   |      | 1.00          |       | 5.00 | 5.50 | 5.50 | 6.00 | 5.25 | 6.00 | 5.75 | 6.00 | 6.25 |     | 5.71            |
| Composition  |                   |      | 1.00          |       | 5.00 | 5.25 | 5.75 | 6.00 | 5.50 | 6.00 | 5.75 | 5.75 | 6.00 |     | 5.71            |
| Interpretation of the Music                            |                   |      | 1.00          |       | 4.50 | 5.25 | 5.50 | 5.75 | 5.25 | 5.75 | 5.75 | 5.75 | 6.25 |     | 5.57            |
| <b>Judges Total Program Component Score (factored)</b> |                   |      |               |       |      |      |      |      |      |      |      |      |      |     | <b>28.31</b>    |

|                   |             |
|-------------------|-------------|
| <b>Deductions</b> | <b>0.00</b> |
|-------------------|-------------|

\* Invalid element x Credit for highlight distribution, base value multiplied by 1.1

| Rank | Name                | Nation | Starting Number | Total Segment Score | Total Element Score | Total Program Component Score (factored) | Total Deductions |
|------|---------------------|--------|-----------------|---------------------|---------------------|--|------------------|
| 24   | Leslie Man Cheuk IP | HKG    | 2               | 53.80               | 28.58               | 25.22                                    | 0.00             |

| #  | Executed Elements | Info | Base Value    | GOE   | J1   | J2   | J3   | J4   | J5   | J6   | J7   | J8   | J9   | Ref | Scores of Panel |
|--|-------------------|------|---------------|-------|------|------|------|------|------|------|------|------|------|-----|-----------------|
| 1  | 2A                |      | 3.30          | 0.07  | 1    | 1    | 0    | 0    | 0    | 0    | 0    | 0    | 0    |     | 3.37            |
| 2  | FCSp3             |      | 2.80          | -0.04 | 0    | -1   | 0    | 0    | 1    | 0    | 0    | -1   | 0    |     | 2.76            |
| 3  | CSSp4             |      | 3.00          | -0.13 | 0    | -1   | 0    | 0    | -1   | -1   | -1   | 0    | 1    |     | 2.87            |
| 4  | StSq1             |      | 1.80          | -0.26 | 0    | 0    | -1   | -1   | -1   | -1   | -1   | -1   | -1   |     | 1.54            |
| 5  | 3Lz+3T            | x    | 11.33         | -1.70 | -3   | -2   | -2   | -3   | -2   | -3   | -2   | -2   | -3   |     | 9.63            |
| 6  | 3Lo               | x    | 5.61          | -0.70 | -1   | -1   | -1   | -2   | 0    | -1   | -2   | 0    | -1   |     | 4.91            |
| 7  | CCoSp4            |      | 3.50          | 0.00  | 0    | 0    | 1    | 0    | 0    | 0    | 0    | -1   | 0    |     | 3.50            |
|  |                   |      | <b>31.34</b>  |       |      |      |      |      |      |      |      |      |      |     | <b>28.58</b>    |
| <b>Program Components</b>                              |                   |      | <b>Factor</b> |       |      |      |      |      |      |      |      |      |      |     |                 |
| Skating Skills   |                   |      | 1.00          |       | 5.75 | 5.25 | 6.25 | 5.00 | 5.25 | 5.00 | 5.00 | 4.75 | 5.00 |     | 5.18            |
| Transitions  |                   |      | 1.00          |       | 4.75 | 5.00 | 5.75 | 4.50 | 5.00 | 4.50 | 4.75 | 4.50 | 4.75 |     | 4.75            |
| Performance  |                   |      | 1.00          |       | 5.50 | 5.50 | 6.25 | 4.75 | 5.00 | 5.00 | 5.00 | 4.75 | 5.00 |     | 5.11            |
| Composition  |                   |      | 1.00          |       | 5.50 | 5.50 | 6.25 | 4.75 | 5.25 | 4.75 | 5.00 | 4.50 | 5.25 |     | 5.14            |
| Interpretation of the Music                            |                   |      | 1.00          |       | 5.25 | 5.50 | 5.75 | 4.50 | 5.00 | 5.00 | 5.00 | 4.50 | 5.00 |     | 5.04            |
| <b>Judges Total Program Component Score (factored)</b> |                   |      |               |       |      |      |      |      |      |      |      |      |      |     | <b>25.22</b>    |

|                   |             |
|-------------------|-------------|
| <b>Deductions</b> | <b>0.00</b> |
|-------------------|-------------|

x Credit for highlight distribution, base value multiplied by 1.1

# ISU Four Continents Championships 2018

## MEN SHORT PROGRAM JUDGES DETAILS PER SKATER

| Rank | Name              | Nation | Starting Number | Total Segment Score | Total Element Score | Total Program Component Score (factored) | Total Deductions |
|------|-------------------|--------|-----------------|---------------------|---------------------|--|------------------|
| 25   | Micah Kai LYNETTE | THA    | 1               | 53.29               | 28.62               | 25.67                                    | 1.00             |

| # | Executed Elements                                      | Info | Base Value   | GOE    | J1   | J2   | J3   | J4   | J5   | J6   | J7   | J8   | J9   | Ref | Scores of Panel |
|---|--|------|--------------|--------|------|------|------|------|------|------|------|------|------|-----|-----------------|
| 1 | 3F+3T  |      | 9.60         | -2.10  | -3   | -3   | -3   | -3   | -3   | -3   | -3   | -3   | -3   |     | 7.50            |
| 2 | FSSp1  |      | 2.00         | -0.26  | -1   | 0    | -1   | -1   | -1   | -1   | -1   | 0    | -1   |     | 1.74            |
| 3 | CCSp4  |      | 3.20         | -0.17  | 0    | -1   | 0    | -2   | 0    | -1   | -2   | 1    | 0    |     | 3.03            |
| 4 | 3Lz  | x    | 6.60         | -0.40  | -1   | 1    | 0    | 0    | -1   | -1   | -1   | -1   | 0    |     | 6.20            |
| 5 | 2A   | x    | 3.63         | 0.14   | 1    | 1    | 1    | 0    | 0    | 0    | 0    | 0    | 0    |     | 3.77            |
| 6 | StSq2  |      | 2.60         | 0.07   | 0    | 1    | 0    | 0    | 0    | 0    | 0    | 1    | 0    |     | 2.67            |
| 7 | CCoSp4   |      | 3.50         | 0.21   | 0    | 1    | 1    | 0    | 0    | 1    | 0    | 1    | 0    |     | 3.71            |
|   |  |      | <b>31.13</b> |        |      |      |      |      |      |      |      |      |      |     | <b>28.62</b>    |
|   | <b>Program Components</b>                              |      |              | Factor |      |      |      |      |      |      |      |      |      |     |                 |
|   | Skating Skills   |      |              | 1.00   | 5.75 | 6.00 | 5.75 | 5.00 | 4.75 | 5.00 | 5.25 | 5.25 | 5.25 |     | 5.32            |
|   | Transitions  |      |              | 1.00   | 5.50 | 6.50 | 5.25 | 4.50 | 4.25 | 4.50 | 5.00 | 4.75 | 4.75 |     | 4.89            |
|   | Performance  |      |              | 1.00   | 5.25 | 6.25 | 5.50 | 5.00 | 4.50 | 4.75 | 5.25 | 5.00 | 5.25 |     | 5.14            |
|   | Composition  |      |              | 1.00   | 5.75 | 6.00 | 5.75 | 4.75 | 4.75 | 4.75 | 5.25 | 5.00 | 5.00 |     | 5.18            |
|   | Interpretation of the Music                            |      |              | 1.00   | 5.50 | 6.25 | 5.25 | 4.75 | 4.50 | 5.00 | 5.25 | 5.00 | 5.25 |     | 5.14            |
|   | <b>Judges Total Program Component Score (factored)</b> |      |              |        |      |      |      |      |      |      |      |      |      |     | <b>25.67</b>    |

|                   |                 |              |
|-------------------|-----------------|--------------|
| <b>Deductions</b> | Falls: -1.00(1) | <b>-1.00</b> |
|-------------------|-----------------|--------------|

x Credit for highlight distribution, base value multiplied by 1.1

| Rank | Name                  | Nation | Starting Number | Total Segment Score | Total Element Score | Total Program Component Score (factored) | Total Deductions |
|------|-----------------------|--------|-----------------|---------------------|---------------------|--|------------------|
| 26   | Harrison Jon-Yen WONG | HKG    | 6               | 52.78               | 28.21               | 25.57                                    | 1.00             |

| # | Executed Elements                                      | Info | Base Value   | GOE    | J1   | J2   | J3   | J4   | J5   | J6   | J7   | J8   | J9   | Ref | Scores of Panel |
|---|--|------|--------------|--------|------|------|------|------|------|------|------|------|------|-----|-----------------|
| 1 | 3Lz+3T   |      | 10.30        | -2.10  | -3   | -3   | -2   | -3   | -3   | -3   | -3   | -3   | -3   |     | 8.20            |
| 2 | 3Lo  |      | 5.10         | -1.50  | -2   | -2   | -2   | -3   | -2   | -3   | -2   | -2   | -2   |     | 3.60            |
| 3 | CCSp3  |      | 2.80         | 0.36   | 1    | 0    | 1    | 0    | 1    | 1    | 0    | 1    | 1    |     | 3.16            |
| 4 | 2A   |      | 3.30         | 0.07   | 0    | 1    | 0    | 1    | 0    | 0    | 0    | 0    | 0    |     | 3.37            |
| 5 | CCoSp4   |      | 3.50         | 0.50   | 2    | 2    | 0    | 0    | 1    | 1    | 1    | 1    | 1    |     | 4.00            |
| 6 | StSq2  |      | 2.60         | 0.14   | 0    | 0    | 1    | 0    | 0    | 1    | 0    | 1    | 0    |     | 2.74            |
| 7 | FSSp4  |      | 3.00         | 0.14   | 0    | 0    | 1    | 0    | 0    | 0    | 0    | 1    | 1    |     | 3.14            |
|   |  |      | <b>30.60</b> |        |      |      |      |      |      |      |      |      |      |     | <b>28.21</b>    |
|   | <b>Program Components</b>                              |      |              | Factor |      |      |      |      |      |      |      |      |      |     |                 |
|   | Skating Skills   |      |              | 1.00   | 5.50 | 5.00 | 5.50 | 5.25 | 5.00 | 5.50 | 5.50 | 5.25 | 5.00 |     | 5.29            |
|   | Transitions  |      |              | 1.00   | 6.25 | 4.50 | 5.00 | 4.75 | 4.75 | 5.00 | 5.00 | 4.75 | 4.75 |     | 4.86            |
|   | Performance  |      |              | 1.00   | 5.25 | 4.75 | 5.75 | 5.00 | 4.50 | 5.50 | 5.25 | 5.00 | 5.25 |     | 5.14            |
|   | Composition  |      |              | 1.00   | 5.50 | 5.00 | 5.75 | 4.75 | 4.75 | 5.25 | 5.25 | 5.00 | 5.25 |     | 5.14            |
|   | Interpretation of the Music                            |      |              | 1.00   | 5.50 | 4.50 | 5.75 | 4.50 | 4.75 | 5.50 | 5.50 | 5.25 | 5.00 |     | 5.14            |
|   | <b>Judges Total Program Component Score (factored)</b> |      |              |        |      |      |      |      |      |      |      |      |      |     | <b>25.57</b>    |

|                   |                 |              |
|-------------------|-----------------|--------------|
| <b>Deductions</b> | Falls: -1.00(1) | <b>-1.00</b> |
|-------------------|-----------------|--------------|

# ISU Four Continents Championships 2018

## MEN SHORT PROGRAM JUDGES DETAILS PER SKATER

| Rank | Name           | Nation | Starting Number | Total Segment Score | Total Element Score | Total Program Component Score (factored) | Total Deductions |
|------|----------------|--------|-----------------|---------------------|---------------------|--|------------------|
| 27   | Kai Xiang CHEW | MAS    | 8               | 50.92               | 24.06               | 26.86                                    | 0.00             |

| #  | Executed Elements | Info | Base Value    | GOE     | J1 | J2   | J3   | J4   | J5   | J6   | J7   | J8   | J9           | Ref  | Scores of Panel |      |
|--|-------------------|------|---------------|---------|----|------|------|------|------|------|------|------|--------------|------|-----------------|------|
| 1  | 3Lo+3Lo           |      | 10.20         | -0.90   | -1 | -2   | -1   | -1   | -1   | -2   | -1   | -1   | -2           |      | 9.30            |      |
| 2  | CCSp3             |      | 2.80          | -0.26   | -1 | -1   | 0    | -1   | -1   | 0    | -2   | -1   | -1           |      | 2.54            |      |
| 3  | FSSp3             |      | 2.60          | 0.07    | 0  | 1    | -1   | 0    | 0    | 0    | 0    | 1    | 0            |      | 2.67            |      |
| 4  | 2A                |      | 3.63          | x -1.00 | -2 | -2   | -1   | -2   | -2   | -3   | -2   | -2   | -2           |      | 2.63            |      |
| 5  | 1Lz*              | *    | 0.00          | x 0.00  | -  | -    | -    | -    | -    | -    | -    | -    | -            |      | 0.00            |      |
| 6  | StSq3             |      | 3.30          | 0.21    | 1  | 1    | 0    | 1    | 0    | 0    | 0    | 1    | 0            |      | 3.51            |      |
| 7  | CCoSp4            |      | 3.50          | -0.09   | -1 | -1   | 0    | 0    | -1   | 0    | 0    | 1    | 0            |      | 3.41            |      |
|  |                   |      | <b>26.03</b>  |         |    |      |      |      |      |      |      |      |              |      | <b>24.06</b>    |      |
| <b>Program Components</b>                              |                   |      | <b>Factor</b> |         |    |      |      |      |      |      |      |      |              |      |                 |      |
| Skating Skills   |                   |      | 1.00          |         |    | 5.25 | 5.25 | 5.25 | 5.50 | 5.75 | 5.25 | 6.00 | 5.50         | 5.25 |                 | 5.39 |
| Transitions  |                   |      | 1.00          |         |    | 5.25 | 4.75 | 5.25 | 5.00 | 5.50 | 4.75 | 5.50 | 5.00         | 4.75 |                 | 5.07 |
| Performance  |                   |      | 1.00          |         |    | 5.00 | 5.00 | 5.75 | 5.50 | 5.25 | 5.50 | 5.75 | 5.25         | 5.25 |                 | 5.36 |
| Composition  |                   |      | 1.00          |         |    | 5.50 | 4.75 | 5.75 | 5.75 | 5.50 | 5.50 | 6.00 | 5.50         | 5.00 |                 | 5.50 |
| Interpretation of the Music                            |                   |      | 1.00          |         |    | 5.25 | 5.25 | 6.00 | 5.75 | 5.50 | 5.75 | 6.00 | 5.25         | 5.25 |                 | 5.54 |
| <b>Judges Total Program Component Score (factored)</b> |                   |      |               |         |    |      |      |      |      |      |      |      | <b>26.86</b> |      |                 |      |

|                   |             |
|-------------------|-------------|
| <b>Deductions</b> | <b>0.00</b> |
|-------------------|-------------|

\* Invalid element x Credit for highlight distribution, base value multiplied by 1.1

| Rank | Name         | Nation | Starting Number | Total Segment Score | Total Element Score | Total Program Component Score (factored) | Total Deductions |
|------|--------------|--------|-----------------|---------------------|---------------------|--|------------------|
| 28   | Mark WEBSTER | AUS    | 14              | 49.45               | 21.38               | 29.07                                    | 1.00             |

| #  | Executed Elements | Info | Base Value    | GOE    | J1 | J2   | J3   | J4   | J5   | J6   | J7   | J8   | J9           | Ref  | Scores of Panel |      |
|--|-------------------|------|---------------|--------|----|------|------|------|------|------|------|------|--------------|------|-----------------|------|
| 1  | 3A                |      | 8.50          | -0.71  | -1 | -1   | -1   | -1   | 0    | 0    | -1   | 0    | -1           |      | 7.79            |      |
| 2  | 3Lze              | e    | 4.20          | -2.10  | -3 | -3   | -3   | -3   | -3   | -3   | -3   | -3   | -3           |      | 2.10            |      |
| 3  | CCSp3             |      | 2.80          | -0.09  | 0  | -1   | -1   | 0    | 0    | -1   | 0    | 1    | 0            |      | 2.71            |      |
| 4  | F*+COMBO          | *    | 0.00          | x 0.00 | -  | -    | -    | -    | -    | -    | -    | -    | -            |      | 0.00            |      |
| 5  | FSSp3             |      | 2.60          | -0.26  | -1 | -2   | 0    | -1   | -1   | -1   | -1   | 1    | -1           |      | 2.34            |      |
| 6  | StSq3             |      | 3.30          | 0.14   | 0  | 0    | 0    | 1    | 0    | 1    | 0    | 1    | 0            |      | 3.44            |      |
| 7  | CCoSp3            |      | 3.00          | 0.00   | 0  | 0    | 0    | 0    | 0    | 0    | 0    | 1    | 0            |      | 3.00            |      |
| 8  | 3F*+2T*           | *    | 0.00          | 0.00   | -  | -    | -    | -    | -    | -    | -    | -    | -            |      | 0.00            |      |
|  |                   |      | <b>24.40</b>  |        |    |      |      |      |      |      |      |      |              |      | <b>21.38</b>    |      |
| <b>Program Components</b>                              |                   |      | <b>Factor</b> |        |    |      |      |      |      |      |      |      |              |      |                 |      |
| Skating Skills   |                   |      | 1.00          |        |    | 6.00 | 5.75 | 6.00 | 6.50 | 6.00 | 5.75 | 6.00 | 7.00         | 5.50 |                 | 6.00 |
| Transitions  |                   |      | 1.00          |        |    | 5.50 | 5.75 | 5.50 | 6.25 | 5.75 | 5.50 | 5.25 | 6.50         | 5.25 |                 | 5.64 |
| Performance  |                   |      | 1.00          |        |    | 5.50 | 5.50 | 5.75 | 6.50 | 5.50 | 5.75 | 5.50 | 6.75         | 5.75 |                 | 5.75 |
| Composition  |                   |      | 1.00          |        |    | 5.75 | 6.00 | 6.00 | 6.50 | 5.75 | 5.50 | 5.50 | 7.00         | 5.75 |                 | 5.89 |
| Interpretation of the Music                            |                   |      | 1.00          |        |    | 5.50 | 5.75 | 5.75 | 6.25 | 5.75 | 5.75 | 5.50 | 6.75         | 5.75 |                 | 5.79 |
| <b>Judges Total Program Component Score (factored)</b> |                   |      |               |        |    |      |      |      |      |      |      |      | <b>29.07</b> |      |                 |      |

|                   |                 |              |
|-------------------|-----------------|--------------|
| <b>Deductions</b> | Falls: -1.00(1) | <b>-1.00</b> |
|-------------------|-----------------|--------------|

\* Invalid element x Credit for highlight distribution, base value multiplied by 1.1 e Wrong edge



# ISU Four Continents Championships 2018

## MEN SHORT PROGRAM JUDGES DETAILS PER SKATER

| Rank | Name              | Nation | Starting Number | Total Segment Score | Total Element Score | Total Program Component Score (factored) | Total Deductions |
|------|-------------------|--------|-----------------|---------------------|---------------------|--|------------------|
| 29   | Harry Hau Yin LEE | HKG    | 7               | 43.98               | 19.83               | 24.15                                    | 0.00             |

| #  | Executed Elements | Info | Base Value   | GOE     | J1   | J2   | J3   | J4   | J5   | J6   | J7   | J8   | J9   | Ref | Scores of Panel |
|--|-------------------|------|--------------|---------|------|------|------|------|------|------|------|------|------|-----|-----------------|
| 1  | 2Lz+2T*           | *    | 2.10         | -0.90   | -3   | -3   | -3   | -3   | -3   | -3   | -3   | -3   | -3   |     | 1.20            |
| 2  | 3F                | !    | 5.30         | -1.40   | -2   | -2   | -2   | -2   | -2   | -2   | -2   | -1   | -3   |     | 3.90            |
| 3  | FCSp2             |      | 2.30         | 0.00    | -1   | 0    | 0    | 0    | 0    | 0    | 0    | 0    | 0    |     | 2.30            |
| 4  | CCoSp4            |      | 3.50         | 0.00    | 0    | 0    | 0    | 0    | 0    | 0    | 0    | 0    | 0    |     | 3.50            |
| 5  | StSq2             |      | 2.60         | -0.07   | -1   | -1   | 0    | 0    | 0    | 0    | 0    | 0    | 0    |     | 2.53            |
| 6  | 2A                |      | 3.63         | x -0.14 | 0    | -1   | 0    | -1   | 0    | 0    | -1   | 0    | 0    |     | 3.49            |
| 7  | CSSp4             |      | 3.00         | -0.09   | 0    | 0    | -1   | 0    | -1   | 0    | -1   | 0    | 0    |     | 2.91            |
|  |                   |      | <b>22.43</b> |         |      |      |      |      |      |      |      |      |      |     | <b>19.83</b>    |
| <b>Program Components</b>                              |                   |      |              | Factor  |      |      |      |      |      |      |      |      |      |     |                 |
| Skating Skills   |                   |      |              | 1.00    | 4.75 | 4.50 | 5.50 | 5.00 | 5.00 | 5.00 | 5.00 | 5.25 | 5.00 |     | 5.00            |
| Transitions  |                   |      |              | 1.00    | 4.00 | 4.00 | 5.25 | 4.50 | 4.75 | 4.50 | 4.50 | 5.00 | 4.75 |     | 4.57            |
| Performance  |                   |      |              | 1.00    | 4.75 | 4.50 | 5.50 | 4.75 | 4.75 | 5.00 | 4.50 | 5.25 | 4.50 |     | 4.79            |
| Composition  |                   |      |              | 1.00    | 4.25 | 4.50 | 5.25 | 5.00 | 5.00 | 5.00 | 4.75 | 5.00 | 4.75 |     | 4.86            |
| Interpretation of the Music                            |                   |      |              | 1.00    | 4.50 | 4.25 | 5.50 | 4.75 | 5.00 | 5.25 | 4.75 | 5.25 | 5.00 |     | 4.93            |
| <b>Judges Total Program Component Score (factored)</b> |                   |      |              |         |      |      |      |      |      |      |      |      |      |     | <b>24.15</b>    |

|                   |             |
|-------------------|-------------|
| <b>Deductions</b> | <b>0.00</b> |
|-------------------|-------------|

\* Invalid element x Credit for highlight distribution, base value multiplied by 1.1 ! Not clear edge

| Rank | Name       | Nation | Starting Number | Total Segment Score | Total Element Score | Total Program Component Score (factored) | Total Deductions |
|------|------------|--------|-----------------|---------------------|---------------------|--|------------------|
| 30   | Micah TANG | TPE    | 4               | 43.05               | 20.37               | 23.68                                    | 1.00             |

| #  | Executed Elements | Info | Base Value   | GOE     | J1   | J2   | J3   | J4   | J5   | J6   | J7   | J8   | J9   | Ref | Scores of Panel |
|--|-------------------|------|--------------|---------|------|------|------|------|------|------|------|------|------|-----|-----------------|
| 1  | 3A                |      | 8.50         | -3.00   | -3   | -3   | -2   | -3   | -3   | -3   | -3   | -3   | -3   |     | 5.50            |
| 2  | 3F                | !    | 5.30         | -1.40   | -2   | -2   | -2   | -3   | -2   | -2   | -2   | -2   | -2   |     | 3.90            |
| 3  | FSSp3             |      | 2.60         | -0.26   | -1   | -2   | 0    | -1   | -1   | -1   | -1   | 1    | -1   |     | 2.34            |
| 4  | 1Lz*+2T           | *    | 1.43         | x -0.60 | -3   | -3   | -3   | -3   | -3   | -3   | -3   | -3   | -3   |     | 0.83            |
| 5  | StSq2             |      | 2.60         | -0.21   | 0    | -1   | -1   | 0    | 0    | 0    | -1   | 1    | -1   |     | 2.39            |
| 6  | CCSp3             |      | 2.80         | -0.13   | -1   | -1   | 0    | -1   | 0    | 0    | -1   | 1    | 0    |     | 2.67            |
| 7  | CCoSp4V           |      | 3.00         | -0.26   | -1   | -1   | -1   | 0    | -1   | -1   | 0    | -1   | -1   |     | 2.74            |
|  |                   |      | <b>26.23</b> |         |      |      |      |      |      |      |      |      |      |     | <b>20.37</b>    |
| <b>Program Components</b>                              |                   |      |              | Factor  |      |      |      |      |      |      |      |      |      |     |                 |
| Skating Skills   |                   |      |              | 1.00    | 5.00 | 5.00 | 6.25 | 5.25 | 5.00 | 4.75 | 5.00 | 5.00 | 4.75 |     | 5.00            |
| Transitions  |                   |      |              | 1.00    | 4.75 | 4.50 | 5.75 | 4.25 | 4.75 | 4.00 | 4.50 | 4.50 | 4.50 |     | 4.54            |
| Performance  |                   |      |              | 1.00    | 4.50 | 4.75 | 5.75 | 4.75 | 4.50 | 4.50 | 4.75 | 4.75 | 4.75 |     | 4.68            |
| Composition  |                   |      |              | 1.00    | 4.75 | 5.00 | 5.75 | 4.75 | 4.75 | 4.25 | 4.75 | 5.00 | 4.75 |     | 4.82            |
| Interpretation of the Music                            |                   |      |              | 1.00    | 4.25 | 4.75 | 5.50 | 4.25 | 4.75 | 4.50 | 4.75 | 4.75 | 4.75 |     | 4.64            |
| <b>Judges Total Program Component Score (factored)</b> |                   |      |              |         |      |      |      |      |      |      |      |      |      |     | <b>23.68</b>    |

|                   |                 |              |
|-------------------|-----------------|--------------|
| <b>Deductions</b> | Falls: -1.00(1) | <b>-1.00</b> |
|-------------------|-----------------|--------------|

\* Invalid element x Credit for highlight distribution, base value multiplied by 1.1 ! Not clear edge

# ISU Four Continents Championships 2018

## RESULTS

### MEN FREE SKATING

| Pl. | Name                | Nation | Total Segment Score |
|-----|---------------------|--------|---------------------|
| 1   | Boyang JIN          | CHN    | 200.78              |
| 2   | Shoma UNO           | JPN    | 197.45              |
| 3   | Jason BROWN         | USA    | 179.44              |
| 4   | Max AARON           | USA    | 171.30              |
| 5   | Keiji TANAKA        | JPN    | 169.63              |
| 6   | Kevin REYNOLDS      | CAN    | 166.85              |
| 7   | Misha GE            | UZB    | 166.69              |
| 8   | Elladj BALDE        | CAN    | 163.03              |
| 9   | Grant HOCHSTEIN     | USA    | 155.59              |
| 10  | Nam NGUYEN          | CAN    | 153.43              |
| 11  | Takahito MURA       | JPN    | 148.75              |
| 12  | Han YAN             | CHN    | 143.19              |
| 13  | June Hyoung LEE     | KOR    | 141.93              |
| 14  | Brendan KERRY       | AUS    | 140.38              |
| 15  | Denis TEN           | KAZ    | 135.52              |
| 16  | Julian Zhi Jie YEE  | MAS    | 129.23              |
| 17  | Donovan CARRILLO    | MEX    | 126.84              |
| 18  | Geon Hyeong AN      | KOR    | 123.59              |
| 19  | Chih-I TSAO         | TPE    | 122.64              |
| 20  | He ZHANG            | CHN    | 121.20              |
| 21  | Abzal RAKIMGALIEV   | KAZ    | 114.81              |
| 22  | Sihyeong LEE        | KOR    | 114.42              |
| 23  | Andrew DODDS        | AUS    | 114.12              |
| 24  | Leslie Man Cheuk IP | HKG    | 96.43               |

# ISU Four Continents Championships 2018

## MEN FREE SKATING JUDGES DETAILS PER SKATER

| Rank | Name       | Nation | Starting Number | Total Segment Score | Total Element Score | Total Program Score (factored) | Total Component Score (factored) | Total Deductions |
|------|------------|--------|-----------------|---------------------|---------------------|--------------------------------|----------------------------------|------------------|
| 1    | Boyang JIN | CHN    | 24              | 200.78              | 115.34              |                                | 85.44                            | 0.00             |

| #  | Executed Elements | Info | Base Value    | GOE     | J1 | J2   | J3   | J4   | J5   | J6   | J7   | J8   | J9   | Ref  | Scores of Panel |      |
|--|-------------------|------|---------------|---------|----|------|------|------|------|------|------|------|------|------|-----------------|------|
| 1  | 4Lz               |      | 13.60         | 2.71    | 3  | 2    | 2    | 1    | 3    | 3    | 3    | 3    | 3    |      | 16.31           |      |
| 2  | 4S                |      | 10.50         | 1.29    | 2  | 1    | 1    | 1    | 1    | 1    | 2    | 1    | 2    |      | 11.79           |      |
| 3  | 3A+1Lo+3S         |      | 13.40         | 1.43    | 3  | 1    | 1    | 1    | 1    | 1    | 2    | 2    | 2    |      | 14.83           |      |
| 4  | FCSp4             |      | 3.20          | 0.71    | 2  | 2    | 1    | 1    | 1    | 1    | 2    | 1    | 2    |      | 3.91            |      |
| 5  | ChSq1             |      | 2.00          | 1.60    | 3  | 2    | 3    | 1    | 2    | 3    | 2    | 2    | 2    |      | 3.60            |      |
| 6  | 4T+2T             |      | 12.76         | x 1.43  | 2  | 1    | 1    | 1    | 1    | 1    | 2    | 2    | 2    |      | 14.19           |      |
| 7  | 4T                |      | 11.33         | x 1.86  | 2  | 1    | 2    | 1    | 2    | 2    | 2    | 2    | 2    |      | 13.19           |      |
| 8  | 3A                |      | 9.35          | x 2.00  | 2  | 2    | 2    | 1    | 2    | 2    | 2    | 2    | 2    |      | 11.35           |      |
| 9  | 3Lz+2T            |      | 8.03          | x -0.80 | 1  | -1   | -1   | -1   | -2   | -1   | -1   | -2   | -1   |      | 7.23            |      |
| 10   | 3F                |      | 5.83          | x 0.50  | 2  | 1    | 1    | 0    | 0    | 0    | 1    | 1    | 1    |      | 6.33            |      |
| 11   | CSSp4             |      | 3.00          | 0.57    | 2  | 1    | 1    | 1    | 0    | 1    | 2    | 0    | 2    |      | 3.57            |      |
| 12   | StSq4             |      | 3.90          | 1.00    | 1  | 2    | 1    | 1    | 2    | 0    | 2    | 1    | 2    |      | 4.90            |      |
| 13   | CCoSp4            |      | 3.50          | 0.64    | 2  | 2    | 2    | 1    | 0    | 0    | 2    | 1    | 1    |      | 4.14            |      |
|  |                   |      | <b>100.40</b> |         |    |      |      |      |      |      |      |      |      |      | <b>115.34</b>   |      |
| <b>Program Components</b>                              |                   |      | <b>Factor</b> |         |    |      |      |      |      |      |      |      |      |      |                 |      |
| Skating Skills   |                   |      | 2.00          |         |    | 8.75 | 9.00 | 9.00 | 8.75 | 8.75 | 8.00 | 8.50 | 8.50 | 9.25 |                 | 8.75 |
| Transitions  |                   |      | 2.00          |         |    | 8.50 | 8.75 | 8.50 | 7.75 | 7.50 | 7.75 | 8.50 | 7.25 | 9.00 |                 | 8.18 |
| Performance  |                   |      | 2.00          |         |    | 9.00 | 8.75 | 9.00 | 8.50 | 8.75 | 8.25 | 8.75 | 8.75 | 9.50 |                 | 8.79 |
| Composition  |                   |      | 2.00          |         |    | 8.75 | 8.75 | 8.50 | 8.25 | 8.50 | 7.00 | 8.75 | 8.00 | 9.50 |                 | 8.50 |
| Interpretation of the Music                            |                   |      | 2.00          |         |    | 8.50 | 8.50 | 8.75 | 8.25 | 8.25 | 7.75 | 9.00 | 8.25 | 9.25 |                 | 8.50 |
| <b>Judges Total Program Component Score (factored)</b> |                   |      |               |         |    |      |      |      |      |      |      |      |      |      | <b>85.44</b>    |      |

|                   |             |
|-------------------|-------------|
| <b>Deductions</b> | <b>0.00</b> |
|-------------------|-------------|

x Credit for highlight distribution, base value multiplied by 1.1

| Rank | Name      | Nation | Starting Number | Total Segment Score | Total Element Score | Total Program Score (factored) | Total Component Score (factored) | Total Deductions |
|------|-----------|--------|-----------------|---------------------|---------------------|--------------------------------|----------------------------------|------------------|
| 2    | Shoma UNO | JPN    | 22              | 197.45              | 106.67              |                                | 91.78                            | 1.00             |

| #  | Executed Elements | Info | Base Value    | GOE    | J1 | J2   | J3   | J4   | J5   | J6   | J7   | J8   | J9   | Ref  | Scores of Panel |      |
|--|-------------------|------|---------------|--------|----|------|------|------|------|------|------|------|------|------|-----------------|------|
| 1  | 4Lo<              | <    | 8.40          | -0.71  | 1  | -1   | 0    | -1   | -1   | -1   | 1    | -1   | -1   |      | 7.69            |      |
| 2  | 4F<               | <    | 8.60          | -4.00  | -3 | -3   | -3   | -3   | -3   | -3   | -3   | -3   | -3   |      | 4.60            |      |
| 3  | 3Lo               |      | 5.10          | 1.10   | 3  | 1    | 1    | 1    | 1    | 2    | 3    | 2    | 1    |      | 6.20            |      |
| 4  | FCSp4             |      | 3.20          | 0.79   | 2  | 2    | 2    | 1    | 1    | 1    | 2    | 2    | 1    |      | 3.99            |      |
| 5  | FCCoSp4           |      | 3.50          | 0.93   | 2  | 2    | 2    | 1    | 1    | 2    | 2    | 2    | 2    |      | 4.43            |      |
| 6  | StSq3             |      | 3.30          | 1.00   | 2  | 2    | 1    | 2    | 3    | 1    | 3    | 2    | 2    |      | 4.30            |      |
| 7  | 3A                |      | 9.35          | x 2.29 | 3  | 2    | 2    | 2    | 3    | 2    | 3    | 2    | 1    |      | 11.64           |      |
| 8  | 4T+2T             |      | 12.76         | x 1.71 | 2  | 2    | 2    | 1    | 2    | 1    | 2    | 2    | 0    |      | 14.47           |      |
| 9  | 4T                |      | 11.33         | x 1.86 | 3  | 2    | 2    | 1    | 3    | 2    | 2    | 1    | 1    |      | 13.19           |      |
| 10   | 3A+1Lo+3F         |      | 15.73         | x 1.43 | 3  | 2    | 2    | 1    | 2    | 1    | 2    | 0    | 0    |      | 17.16           |      |
| 11   | 3S+3T             |      | 9.57          | x 0.90 | 2  | 2    | 2    | 1    | 1    | 0    | 2    | 1    | 0    |      | 10.47           |      |
| 12   | ChSq1             |      | 2.00          | 1.60   | 1  | 3    | 2    | 2    | 3    | 2    | 3    | 2    | 2    |      | 3.60            |      |
| 13   | CCoSp4            |      | 3.50          | 1.43   | 3  | 3    | 3    | 2    | 3    | 3    | 3    | 3    | 2    |      | 4.93            |      |
|  |                   |      | <b>96.34</b>  |        |    |      |      |      |      |      |      |      |      |      | <b>106.67</b>   |      |
| <b>Program Components</b>                              |                   |      | <b>Factor</b> |        |    |      |      |      |      |      |      |      |      |      |                 |      |
| Skating Skills   |                   |      | 2.00          |        |    | 9.25 | 9.50 | 9.00 | 9.50 | 9.25 | 8.75 | 9.50 | 9.00 | 8.75 |                 | 9.18 |
| Transitions  |                   |      | 2.00          |        |    | 8.75 | 9.00 | 9.00 | 9.25 | 9.00 | 8.75 | 9.25 | 9.00 | 8.75 |                 | 8.96 |
| Performance  |                   |      | 2.00          |        |    | 9.00 | 9.25 | 9.25 | 9.75 | 9.50 | 9.00 | 9.50 | 9.25 | 8.50 |                 | 9.25 |
| Composition  |                   |      | 2.00          |        |    | 9.25 | 9.00 | 9.00 | 9.50 | 9.50 | 9.00 | 9.50 | 9.00 | 9.00 |                 | 9.18 |
| Interpretation of the Music                            |                   |      | 2.00          |        |    | 9.25 | 9.50 | 9.00 | 9.50 | 9.50 | 9.00 | 9.50 | 9.50 | 9.00 |                 | 9.32 |
| <b>Judges Total Program Component Score (factored)</b> |                   |      |               |        |    |      |      |      |      |      |      |      |      |      | <b>91.78</b>    |      |

|                   |                 |              |
|-------------------|-----------------|--------------|
| <b>Deductions</b> | Falls: -1.00(1) | <b>-1.00</b> |
|-------------------|-----------------|--------------|

< Under-rotated jump x Credit for highlight distribution, base value multiplied by 1.1

# ISU Four Continents Championships 2018

## MEN FREE SKATING JUDGES DETAILS PER SKATER

| Rank | Name        | Nation | Starting Number | Total Segment Score | Total Element Score | Total Program Score (factored) | Total Component Score (factored) | Total Deductions |
|------|-------------|--------|-----------------|---------------------|---------------------|--------------------------------|----------------------------------|------------------|
| 3    | Jason BROWN | USA    | 19              | 179.44              | 87.88               |                                | 91.56                            | 0.00             |

| #  | Executed Elements | Info | Base Value   | GOE     | J1   | J2   | J3   | J4   | J5   | J6   | J7   | J8   | J9   | Ref | Scores of Panel |
|--|-------------------|------|--------------|---------|------|------|------|------|------|------|------|------|------|-----|-----------------|
| 1  | 3A+3T             |      | 12.80        | 1.86    | 2    | 2    | 2    | 1    | 1    | 2    | 2    | 2    | 2    |     | 14.66           |
| 2  | 3A                |      | 8.50         | -1.43   | -1   | -3   | 1    | -1   | -2   | -1   | -2   | -1   | -2   |     | 7.07            |
| 3  | CCSp4             |      | 3.20         | 1.43    | 3    | 3    | 2    | 3    | 3    | 3    | 2    | 3    | 3    |     | 4.63            |
| 4  | StSq4             |      | 3.90         | 1.90    | 3    | 2    | 3    | 2    | 3    | 3    | 3    | 3    | 2    |     | 5.80            |
| 5  | 2A                |      | 3.63         | x 0.79  | 1    | 2    | 2    | 1    | 2    | 2    | 1    | 2    | 1    |     | 4.42            |
| 6  | FCCoSp4           |      | 3.50         | 1.14    | 2    | 2    | 2    | 2    | 2    | 3    | 2    | 3    | 3    |     | 4.64            |
| 7  | 3Lz               | !    | 6.60         | x 0.10  | 0    | -1   | 0    | 0    | 1    | 2    | 0    | 1    | -1   |     | 6.70            |
| 8  | 3F+2T             |      | 7.26         | x 1.10  | 2    | 2    | 1    | 1    | 1    | 3    | 2    | 2    | 1    |     | 8.36            |
| 9  | 2A                |      | 3.63         | x 0.71  | 1    | 1    | 2    | 1    | 0    | 2    | 2    | 2    | 1    |     | 4.34            |
| 10   | ChSq1             |      | 2.00         | 2.00    | 2    | 2    | 3    | 3    | 3    | 3    | 3    | 3    | 3    |     | 4.00            |
| 11   | 3Lo               |      | 5.61         | x 0.90  | 2    | 1    | 2    | 0    | 1    | 0    | 1    | 2    | 2    |     | 6.51            |
| 12   | 3Lz+1Lo+3S        |      | 11.99        | x -0.10 | -1   | 1    | 1    | -1   | 0    | 0    | -1   | 0    | 0    |     | 11.89           |
| 13   | CCoSp4            |      | 3.50         | 1.36    | 1    | 3    | 3    | 2    | 3    | 3    | 2    | 3    | 3    |     | 4.86            |
|  |                   |      | <b>76.12</b> |         |      |      |      |      |      |      |      |      |      |     | <b>87.88</b>    |
| <b>Program Components</b>                              |                   |      |              | Factor  |      |      |      |      |      |      |      |      |      |     |                 |
| Skating Skills   |                   |      |              | 2.00    | 8.75 | 9.00 | 9.25 | 9.25 | 8.50 | 8.75 | 8.75 | 9.00 | 8.75 |     | 8.89            |
| Transitions  |                   |      |              | 2.00    | 8.50 | 9.25 | 9.25 | 9.00 | 8.50 | 9.00 | 8.75 | 9.25 | 9.00 |     | 8.96            |
| Performance  |                   |      |              | 2.00    | 9.00 | 9.25 | 9.75 | 9.50 | 9.00 | 9.25 | 9.25 | 9.50 | 9.00 |     | 9.25            |
| Composition  |                   |      |              | 2.00    | 8.75 | 9.00 | 9.50 | 9.25 | 9.00 | 9.50 | 9.25 | 9.50 | 9.25 |     | 9.25            |
| Interpretation of the Music                            |                   |      |              | 2.00    | 8.75 | 9.50 | 9.75 | 9.50 | 9.25 | 9.50 | 9.25 | 9.75 | 9.25 |     | 9.43            |
| <b>Judges Total Program Component Score (factored)</b> |                   |      |              |         |      |      |      |      |      |      |      |      |      |     | <b>91.56</b>    |

|                   |             |
|-------------------|-------------|
| <b>Deductions</b> | <b>0.00</b> |
|-------------------|-------------|

x Credit for highlight distribution, base value multiplied by 1.1 ! Not clear edge

| Rank | Name      | Nation | Starting Number | Total Segment Score | Total Element Score | Total Program Score (factored) | Total Component Score (factored) | Total Deductions |
|------|-----------|--------|-----------------|---------------------|---------------------|--------------------------------|----------------------------------|------------------|
| 4    | Max AARON | USA    | 20              | 171.30              | 91.02               |                                | 80.28                            | 0.00             |

| #  | Executed Elements | Info | Base Value   | GOE    | J1   | J2   | J3   | J4   | J5   | J6   | J7   | J8   | J9   | Ref | Scores of Panel |
|--|-------------------|------|--------------|--------|------|------|------|------|------|------|------|------|------|-----|-----------------|
| 1  | 4T+3T             |      | 14.60        | 0.43   | 0    | 0    | 1    | 0    | 0    | 1    | 0    | 1    | 1    |     | 15.03           |
| 2  | 4S                |      | 10.50        | -1.54  | -1   | 0    | 0    | -2   | -2   | -2   | -2   | -1   | -1   |     | 8.96            |
| 3  | 3Lo               |      | 5.10         | 0.50   | 1    | 0    | 1    | 0    | 0    | 1    | 1    | 2    | 1    |     | 5.60            |
| 4  | StSq3             |      | 3.30         | 0.43   | 1    | 1    | 1    | 1    | 0    | 0    | 1    | 1    | 1    |     | 3.73            |
| 5  | FCCoSp3           |      | 3.00         | 0.21   | 1    | 0    | 2    | 0    | -1   | 0    | 1    | 0    | 1    |     | 3.21            |
| 6  | 3Lz               |      | 6.60         | x 0.90 | 1    | 1    | 2    | 1    | 1    | 2    | 1    | 2    | 1    |     | 7.50            |
| 7  | 3A+2T             |      | 10.78        | x 1.14 | 1    | 1    | 1    | 1    | 1    | 1    | 2    | 2    | 1    |     | 11.92           |
| 8  | 3A                |      | 9.35         | x 1.43 | 1    | 1    | 2    | 1    | 2    | 1    | 2    | 2    | 1    |     | 10.78           |
| 9  | 3Lz+1Lo+3S        |      | 11.99        | x 0.40 | 0    | 0    | 1    | 0    | 1    | 0    | 1    | 2    | 1    |     | 12.39           |
| 10   | FSSp3             |      | 2.60         | 0.14   | 0    | 0    | -1   | 0    | 0    | 0    | 1    | 1    | 1    |     | 2.74            |
| 11   | ChSq1             |      | 2.00         | 0.60   | 1    | 1    | 2    | 1    | 0    | 0    | 1    | 1    | 1    |     | 2.60            |
| 12   | 2A                |      | 3.63         | x 0.50 | 1    | 1    | 2    | 0    | 1    | 1    | 1    | 1    | 1    |     | 4.13            |
| 13   | CCoSp2V           |      | 2.00         | 0.43   | 1    | 2    | 1    | 0    | 0    | 1    | 1    | 1    | 1    |     | 2.43            |
|  |                   |      | <b>85.45</b> |        |      |      |      |      |      |      |      |      |      |     | <b>91.02</b>    |
| <b>Program Components</b>                              |                   |      |              | Factor |      |      |      |      |      |      |      |      |      |     |                 |
| Skating Skills   |                   |      |              | 2.00   | 7.75 | 8.25 | 7.75 | 8.25 | 8.25 | 8.25 | 8.00 | 8.50 | 8.50 |     | 8.18            |
| Transitions  |                   |      |              | 2.00   | 7.25 | 8.00 | 7.75 | 7.75 | 7.25 | 7.50 | 7.75 | 7.75 | 8.25 |     | 7.68            |
| Performance  |                   |      |              | 2.00   | 8.00 | 8.00 | 8.50 | 8.00 | 8.25 | 7.75 | 8.25 | 8.75 | 8.50 |     | 8.21            |
| Composition  |                   |      |              | 2.00   | 7.50 | 8.25 | 8.00 | 8.00 | 7.75 | 8.25 | 8.25 | 8.25 | 8.50 |     | 8.11            |
| Interpretation of the Music                            |                   |      |              | 2.00   | 7.50 | 8.50 | 8.25 | 8.00 | 7.50 | 7.25 | 8.25 | 8.00 | 8.25 |     | 7.96            |
| <b>Judges Total Program Component Score (factored)</b> |                   |      |              |        |      |      |      |      |      |      |      |      |      |     | <b>80.28</b>    |

|                   |             |
|-------------------|-------------|
| <b>Deductions</b> | <b>0.00</b> |
|-------------------|-------------|

x Credit for highlight distribution, base value multiplied by 1.1

# ISU Four Continents Championships 2018

## MEN FREE SKATING JUDGES DETAILS PER SKATER

| Rank | Name         | Nation | Starting Number | Total Segment Score | Total Element Score | Total Program Score (factored) | Total Component Score (factored) | Total Deductions |
|------|--------------|--------|-----------------|---------------------|---------------------|--------------------------------|----------------------------------|------------------|
| 5    | Keiji TANAKA | JPN    | 23              | 169.63              | 87.33               |                                | 82.30                            | 0.00             |

| #  | Executed Elements | Info | Base Value   | GOE    | J1   | J2   | J3   | J4   | J5   | J6   | J7   | J8   | J9   | Ref | Scores of Panel |
|--|-------------------|------|--------------|--------|------|------|------|------|------|------|------|------|------|-----|-----------------|
| 1  | 3S                |      | 4.40         | 0.90   | 2    | 0    | 1    | 1    | 1    | 2    | 1    | 2    | 1    |     | 5.30            |
| 2  | 4S                |      | 10.50        | -1.20  | 0    | -1   | -1   | -1   | -1   | -1   | -1   | -1   | -1   |     | 9.30            |
| 3  | 2A                |      | 3.30         | 0.29   | 1    | 0    | 1    | 0    | 0    | 2    | 1    | 1    | 0    |     | 3.59            |
| 4  | CSSp4             |      | 3.00         | 0.36   | 1    | 1    | 1    | 1    | 0    | 0    | 1    | 0    | 1    |     | 3.36            |
| 5  | StSq3             |      | 3.30         | 0.71   | 2    | 2    | 1    | 1    | 3    | 1    | 2    | 1    | 1    |     | 4.01            |
| 6  | 4T                |      | 11.33        | x 0.29 | 0    | 0    | 0    | 1    | 0    | 1    | 1    | 0    | 0    |     | 11.62           |
| 7  | 3A+2T+2Lo         |      | 12.76        | x 1.14 | 1    | 1    | 1    | 1    | 1    | 1    | 2    | 2    | 1    |     | 13.90           |
| 8  | 3F+3T             |      | 10.56        | x 0.40 | 2    | 0    | 0    | 0    | 0    | 1    | 1    | 1    | 1    |     | 10.96           |
| 9  | FCSp2             |      | 2.30         | 0.36   | 2    | 1    | 1    | 0    | 0    | 0    | 1    | 1    | 1    |     | 2.66            |
| 10   | 3Lo               |      | 5.61         | x 1.10 | 2    | 1    | 1    | 1    | 2    | 2    | 2    | 2    | 1    |     | 6.71            |
| 11   | 3Lz+2T            |      | 8.03         | x 0.60 | 1    | 0    | 0    | 0    | 1    | 1    | 2    | 2    | 1    |     | 8.63            |
| 12   | ChSq1             |      | 2.00         | 1.00   | 2    | 1    | 1    | 1    | 3    | 2    | 2    | 1    | 1    |     | 3.00            |
| 13   | CCoSp4            |      | 3.50         | 0.79   | 2    | 2    | 1    | 1    | 2    | 1    | 2    | 2    | 1    |     | 4.29            |
|  |                   |      | <b>80.59</b> |        |      |      |      |      |      |      |      |      |      |     | <b>87.33</b>    |
| <b>Program Components</b>                              |                   |      |              | Factor |      |      |      |      |      |      |      |      |      |     |                 |
| Skating Skills   |                   |      |              | 2.00   | 8.25 | 8.50 | 8.25 | 8.50 | 8.75 | 8.25 | 8.25 | 8.50 | 8.25 |     | 8.36            |
| Transitions  |                   |      |              | 2.00   | 8.00 | 8.00 | 8.00 | 8.00 | 8.50 | 7.00 | 8.00 | 8.00 | 8.00 |     | 8.00            |
| Performance  |                   |      |              | 2.00   | 8.50 | 8.25 | 8.25 | 8.25 | 8.75 | 7.75 | 8.50 | 8.25 | 8.00 |     | 8.29            |
| Composition  |                   |      |              | 2.00   | 8.25 | 8.00 | 8.00 | 8.25 | 8.75 | 7.50 | 8.50 | 8.25 | 8.25 |     | 8.21            |
| Interpretation of the Music                            |                   |      |              | 2.00   | 8.50 | 8.25 | 8.00 | 8.25 | 8.75 | 7.25 | 8.75 | 8.00 | 8.25 |     | 8.29            |
| <b>Judges Total Program Component Score (factored)</b> |                   |      |              |        |      |      |      |      |      |      |      |      |      |     | <b>82.30</b>    |

|                   |             |
|-------------------|-------------|
| <b>Deductions</b> | <b>0.00</b> |
|-------------------|-------------|

x Credit for highlight distribution, base value multiplied by 1.1

| Rank | Name           | Nation | Starting Number | Total Segment Score | Total Element Score | Total Program Score (factored) | Total Component Score (factored) | Total Deductions |
|------|----------------|--------|-----------------|---------------------|---------------------|--------------------------------|----------------------------------|------------------|
| 6    | Kevin REYNOLDS | CAN    | 7               | 166.85              | 89.49               |                                | 77.36                            | 0.00             |

| #  | Executed Elements | Info | Base Value   | GOE     | J1   | J2   | J3   | J4   | J5   | J6   | J7   | J8   | J9   | Ref | Scores of Panel |
|--|-------------------|------|--------------|---------|------|------|------|------|------|------|------|------|------|-----|-----------------|
| 1  | 4S<               | <    | 8.10         | -0.86   | -1   | -1   | -1   | -1   | 0    | 0    | 0    | -1   | -1   |     | 7.24            |
| 2  | 4T                |      | 10.30        | 0.00    | 0    | 0    | 0    | 0    | 0    | 0    | 0    | -1   | 0    |     | 10.30           |
| 3  | 4S<+3T+3Lo        | <    | 17.50        | -1.20   | -1   | -1   | -1   | -1   | -1   | -1   | -1   | -2   | -1   |     | 16.30           |
| 4  | CCSp2             |      | 2.30         | 0.21    | 0    | 1    | 1    | 0    | 1    | 0    | 0    | 1    | 0    |     | 2.51            |
| 5  | ChSq1             |      | 2.00         | 0.90    | 1    | 2    | 2    | 0    | 2    | 1    | 1    | 1    | 1    |     | 2.90            |
| 6  | 3A<               | <    | 6.49         | x -0.71 | -1   | -1   | -1   | -1   | 0    | 1    | 0    | -1   | -1   |     | 5.78            |
| 7  | 4T+2T             |      | 12.76        | x 0.43  | 0    | 0    | 0    | 0    | 1    | 1    | 1    | 0    | 1    |     | 13.19           |
| 8  | 3F+2T             |      | 7.26         | x 0.00  | 0    | 0    | 0    | 0    | 0    | 0    | 0    | 1    | 0    |     | 7.26            |
| 9  | 3Lz               |      | 6.60         | x 0.00  | 0    | 0    | 0    | 0    | 2    | 0    | 0    | 0    | 0    |     | 6.60            |
| 10   | 3S                |      | 4.84         | x 0.20  | 0    | 1    | 0    | 0    | 0    | 0    | 1    | 1    | 0    |     | 5.04            |
| 11   | FCCoSp4           |      | 3.50         | 0.36    | 0    | 1    | 0    | 0    | 1    | 1    | 1    | 1    | 1    |     | 3.86            |
| 12   | StSq3             |      | 3.30         | 0.71    | 1    | 2    | 1    | 1    | 2    | 1    | 2    | 2    | 1    |     | 4.01            |
| 13   | CCoSp4            |      | 3.50         | 1.00    | 1    | 2    | 2    | 2    | 2    | 2    | 2    | 3    | 2    |     | 4.50            |
|  |                   |      | <b>88.45</b> |         |      |      |      |      |      |      |      |      |      |     | <b>89.49</b>    |
| <b>Program Components</b>                              |                   |      |              | Factor  |      |      |      |      |      |      |      |      |      |     |                 |
| Skating Skills   |                   |      |              | 2.00    | 7.75 | 7.50 | 7.75 | 7.50 | 8.00 | 8.00 | 8.25 | 6.75 | 7.50 |     | 7.71            |
| Transitions  |                   |      |              | 2.00    | 7.50 | 7.25 | 6.75 | 7.00 | 8.00 | 8.25 | 8.00 | 6.50 | 7.50 |     | 7.43            |
| Performance  |                   |      |              | 2.00    | 8.00 | 7.75 | 7.50 | 7.50 | 8.50 | 8.50 | 8.50 | 7.00 | 7.75 |     | 7.93            |
| Composition  |                   |      |              | 2.00    | 7.75 | 7.50 | 7.00 | 7.00 | 8.25 | 9.00 | 8.75 | 7.25 | 7.75 |     | 7.75            |
| Interpretation of the Music                            |                   |      |              | 2.00    | 8.00 | 7.75 | 7.25 | 7.25 | 8.50 | 8.50 | 8.50 | 7.25 | 7.75 |     | 7.86            |
| <b>Judges Total Program Component Score (factored)</b> |                   |      |              |         |      |      |      |      |      |      |      |      |      |     | <b>77.36</b>    |

|                   |             |
|-------------------|-------------|
| <b>Deductions</b> | <b>0.00</b> |
|-------------------|-------------|

< Under-rotated jump x Credit for highlight distribution, base value multiplied by 1.1

# ISU Four Continents Championships 2018

## MEN FREE SKATING JUDGES DETAILS PER SKATER

| Rank | Name     | Nation | Starting Number | Total Segment Score | Total Element Score | Total Program Score (factored) | Total Component Score (factored) | Total Deductions |
|------|----------|--------|-----------------|---------------------|---------------------|--------------------------------|----------------------------------|------------------|
| 7    | Misha GE | UZB    | 17              | 166.69              | 83.63               |                                | 83.06                            | 0.00             |

| #  | Executed Elements | Info | Base Value   | GOE    | J1   | J2   | J3   | J4   | J5   | J6   | J7   | J8   | J9   | Ref          | Scores of Panel |
|--|-------------------|------|--------------|--------|------|------|------|------|------|------|------|------|------|--------------|-----------------|
| 1  | 3A+1Lo+3S         |      | 13.40        | 1.57   | 2    | 1    | 2    | 1    | 1    | 0    | 2    | 2    | 2    |              | 14.97           |
| 2  | 3A                |      | 8.50         | -0.86  | 0    | 0    | -1   | -1   | -1   | -1   | -1   | -1   | -1   |              | 7.64            |
| 3  | 3F                |      | 5.30         | 0.60   | 1    | 1    | 0    | 0    | 2    | 0    | 2    | 1    | 1    |              | 5.90            |
| 4  | CCSp3             |      | 2.80         | 0.43   | 0    | 2    | 0    | 1    | 2    | 0    | 2    | 0    | 1    |              | 3.23            |
| 5  | StSq4             |      | 3.90         | 1.20   | 2    | 2    | 1    | 1    | 3    | 0    | 3    | 1    | 2    |              | 5.10            |
| 6  | FSSp2             |      | 2.30         | 0.43   | 2    | 1    | 1    | 0    | 2    | 0    | 1    | 1    | 0    |              | 2.73            |
| 7  | 3Lz+3T            |      | 11.33        | x 0.80 | 2    | 1    | 2    | 0    | 0    | 1    | 2    | 1    | 1    |              | 12.13           |
| 8  | 3Lz               |      | 6.60         | x 0.60 | 2    | 1    | 0    | 0    | 1    | 0    | 1    | 1    | 2    |              | 7.20            |
| 9  | 3Lo               |      | 5.61         | x 0.90 | 2    | 1    | 1    | 1    | 1    | 1    | 2    | 1    | 2    |              | 6.51            |
| 10   | 2A+2T             |      | 5.06         | x 0.29 | 1    | 0    | 1    | 0    | 0    | 0    | 1    | 1    | 1    |              | 5.35            |
| 11   | 2A                |      | 3.63         | x 0.57 | 1    | 1    | 2    | 0    | 1    | 0    | 2    | 2    | 1    |              | 4.20            |
| 12   | ChSq1             |      | 2.00         | 2.10   | 3    | 3    | 3    | 2    | 3    | 3    | 3    | 3    | 3    |              | 4.10            |
| 13   | CCoSp4            |      | 3.50         | 1.07   | 1    | 3    | 2    | 2    | 2    | 2    | 2    | 3    | 2    |              | 4.57            |
|  |                   |      | <b>73.93</b> |        |      |      |      |      |      |      |      |      |      | <b>83.63</b> |                 |
| <b>Program Components</b>                              |                   |      |              | Factor |      |      |      |      |      |      |      |      |      |              |                 |
| Skating Skills   |                   |      |              | 2.00   | 8.25 | 8.25 | 8.00 | 8.50 | 8.00 | 7.25 | 8.75 | 7.75 | 8.50 |              | 8.18            |
| Transitions  |                   |      |              | 2.00   | 8.00 | 8.25 | 7.75 | 8.00 | 8.00 | 7.50 | 8.75 | 7.00 | 8.25 |              | 7.96            |
| Performance  |                   |      |              | 2.00   | 8.50 | 8.50 | 8.50 | 8.25 | 8.50 | 8.25 | 9.50 | 7.75 | 8.50 |              | 8.43            |
| Composition  |                   |      |              | 2.00   | 8.75 | 8.75 | 8.00 | 8.25 | 8.25 | 8.00 | 9.50 | 7.50 | 8.75 |              | 8.39            |
| Interpretation of the Music                            |                   |      |              | 2.00   | 8.75 | 8.75 | 8.50 | 8.25 | 8.50 | 8.50 | 9.25 | 8.25 | 8.75 |              | 8.57            |
| <b>Judges Total Program Component Score (factored)</b> |                   |      |              |        |      |      |      |      |      |      |      |      |      | <b>83.06</b> |                 |

|                   |             |
|-------------------|-------------|
| <b>Deductions</b> | <b>0.00</b> |
|-------------------|-------------|

x Credit for highlight distribution, base value multiplied by 1.1

| Rank | Name         | Nation | Starting Number | Total Segment Score | Total Element Score | Total Program Score (factored) | Total Component Score (factored) | Total Deductions |
|------|--------------|--------|-----------------|---------------------|---------------------|--------------------------------|----------------------------------|------------------|
| 8    | Elladj BALDE | CAN    | 13              | 163.03              | 83.31               |                                | 79.72                            | 0.00             |

| #  | Executed Elements | Info | Base Value   | GOE     | J1   | J2   | J3   | J4   | J5   | J6   | J7   | J8   | J9   | Ref          | Scores of Panel |
|--|-------------------|------|--------------|---------|------|------|------|------|------|------|------|------|------|--------------|-----------------|
| 1  | 3A+2T             |      | 9.80         | 1.14    | 2    | 0    | 2    | 1    | 1    | 1    | 1    | 1    | 1    |              | 10.94           |
| 2  | 3A                |      | 8.50         | 1.29    | 2    | 1    | 2    | 0    | 2    | 1    | 0    | 2    | 1    |              | 9.79            |
| 3  | CSSp4             |      | 3.00         | 0.50    | 1    | 1    | 1    | 1    | 0    | 1    | 1    | 1    | 1    |              | 3.50            |
| 4  | StSq3             |      | 3.30         | 1.00    | 2    | 2    | 2    | 2    | 2    | 2    | 2    | 3    | 1    |              | 4.30            |
| 5  | 3Lo               |      | 5.10         | -0.50   | 0    | -1   | 1    | -1   | -1   | 0    | -1   | -1   | -1   |              | 4.60            |
| 6  | 2A+3T             |      | 8.36         | x 0.70  | 1    | 1    | 2    | 1    | 1    | 1    | 1    | 1    | 1    |              | 9.06            |
| 7  | 3Lz+1Lo+3S        |      | 11.99        | x 0.60  | 1    | 0    | 1    | 0    | 1    | 1    | 1    | 1    | 1    |              | 12.59           |
| 8  | 3Lz               |      | 6.60         | x 0.80  | 2    | 1    | 2    | 1    | 1    | 0    | 1    | 1    | 1    |              | 7.40            |
| 9  | 3F                | !    | 5.83         | x -0.10 | 0    | 0    | 0    | 0    | 0    | 1    | -1   | 0    | -1   |              | 5.73            |
| 10   | 2A                |      | 3.63         | x 0.50  | 1    | 1    | 2    | 0    | 1    | 1    | 1    | 1    | 1    |              | 4.13            |
| 11   | FCCoSp4           |      | 3.50         | 0.50    | 1    | 2    | 1    | 1    | 1    | 1    | 1    | 1    | 1    |              | 4.00            |
| 12   | ChSq1             |      | 2.00         | 1.20    | 2    | 3    | 2    | 1    | 2    | 1    | 2    | 2    | 1    |              | 3.20            |
| 13   | CCoSp4            |      | 3.50         | 0.57    | 1    | 3    | 1    | 1    | 2    | 1    | 1    | 1    | 1    |              | 4.07            |
|  |                   |      | <b>75.11</b> |         |      |      |      |      |      |      |      |      |      | <b>83.31</b> |                 |
| <b>Program Components</b>                              |                   |      |              | Factor  |      |      |      |      |      |      |      |      |      |              |                 |
| Skating Skills   |                   |      |              | 2.00    | 8.00 | 7.75 | 8.00 | 7.75 | 7.75 | 8.00 | 7.50 | 7.50 | 7.75 |              | 7.79            |
| Transitions  |                   |      |              | 2.00    | 7.75 | 7.75 | 8.00 | 7.25 | 8.00 | 7.50 | 7.50 | 7.50 | 7.75 |              | 7.68            |
| Performance  |                   |      |              | 2.00    | 8.50 | 8.50 | 8.25 | 8.00 | 8.50 | 8.50 | 8.00 | 7.75 | 7.75 |              | 8.21            |
| Composition  |                   |      |              | 2.00    | 8.00 | 8.00 | 8.25 | 7.75 | 8.25 | 8.25 | 7.75 | 7.50 | 8.00 |              | 8.00            |
| Interpretation of the Music                            |                   |      |              | 2.00    | 8.50 | 8.50 | 8.00 | 8.00 | 8.75 | 8.25 | 8.00 | 8.00 | 8.00 |              | 8.18            |
| <b>Judges Total Program Component Score (factored)</b> |                   |      |              |         |      |      |      |      |      |      |      |      |      | <b>79.72</b> |                 |

|                   |             |
|-------------------|-------------|
| <b>Deductions</b> | <b>0.00</b> |
|-------------------|-------------|

x Credit for highlight distribution, base value multiplied by 1.1 ! Not clear edge

# ISU Four Continents Championships 2018

## MEN FREE SKATING JUDGES DETAILS PER SKATER

| Rank | Name            | Nation | Starting Number | Total Segment Score | Total Element Score | Total Program Component Score (factored) | Total Deductions |
|------|-----------------|--------|-----------------|---------------------|---------------------|--|------------------|
| 9    | Grant HOCHSTEIN | USA    | 12              | 155.59              | 76.57               | 79.02                                    | 0.00             |

| #  | Executed Elements | Info | Base Value    | GOE     | J1   | J2   | J3   | J4   | J5   | J6   | J7   | J8   | J9   | Ref          | Scores of Panel |
|--|-------------------|------|---------------|---------|------|------|------|------|------|------|------|------|------|--------------|-----------------|
| 1  | 4T                |      | 10.30         | 1.29    | 1    | 1    | 2    | 0    | 2    | 1    | 1    | 2    | 1    |              | 11.59           |
| 2  | 3A+2T             |      | 9.80          | 1.00    | 1    | 1    | 1    | 1    | 0    | 1    | 1    | 2    | 1    |              | 10.80           |
| 3  | 3Lze              | e    | 4.20          | -1.00   | -1   | -2   | -1   | -2   | -2   | -1   | -1   | -1   | -2   |              | 3.20            |
| 4  | StSq3             |      | 3.30          | 0.79    | 1    | 1    | 2    | 2    | 2    | 2    | 1    | 2    | 1    |              | 4.09            |
| 5  | CCSp3             |      | 2.80          | 0.71    | 1    | 2    | 1    | 1    | 2    | 2    | 1    | 2    | 1    |              | 3.51            |
| 6  | 3A<               | <    | 6.49          | x -1.00 | -1   | -1   | 0    | -2   | -1   | -1   | -1   | -1   | -1   |              | 5.49            |
| 7  | FSSp4             |      | 3.00          | 1.00    | 2    | 2    | 3    | 2    | 2    | 2    | 2    | 2    | 1    |              | 4.00            |
| 8  | 3Lz+2T            | !    | 8.03          | x -0.40 | -1   | -1   | 0    | -1   | 0    | 0    | -1   | 0    | -1   |              | 7.63            |
| 9  | 3Lo               |      | 5.61          | x 0.70  | 1    | 1    | 1    | 1    | 1    | 1    | 1    | 2    | 1    |              | 6.31            |
| 10   | 3F                |      | 5.83          | x 0.60  | 1    | 1    | 2    | 0    | 2    | 0    | 1    | 1    | 0    |              | 6.43            |
| 11   | 3T                |      | 4.73          | x 0.70  | 1    | 1    | 1    | 0    | 1    | 1    | 1    | 2    | 1    |              | 5.43            |
| 12   | ChSq1             |      | 2.00          | 1.80    | 2    | 3    | 3    | 2    | 3    | 2    | 3    | 3    | 1    |              | 3.80            |
| 13   | CCoSp4            |      | 3.50          | 0.79    | 2    | 3    | 2    | 1    | 2    | 1    | 1    | 2    | 1    |              | 4.29            |
|  |                   |      | <b>69.59</b>  |         |      |      |      |      |      |      |      |      |      |              | <b>76.57</b>    |
| <b>Program Components</b>                              |                   |      | <b>Factor</b> |         |      |      |      |      |      |      |      |      |      |              |                 |
| Skating Skills   |                   |      | 2.00          |         | 7.75 | 7.50 | 8.00 | 7.50 | 8.00 | 8.00 | 7.75 | 8.00 | 7.50 |              | 7.79            |
| Transitions  |                   |      | 2.00          |         | 7.50 | 7.75 | 7.75 | 7.00 | 7.75 | 7.75 | 7.50 | 7.75 | 7.50 |              | 7.64            |
| Performance  |                   |      | 2.00          |         | 8.00 | 7.75 | 8.25 | 7.50 | 8.50 | 8.50 | 8.00 | 8.50 | 7.75 |              | 8.11            |
| Composition  |                   |      | 2.00          |         | 7.75 | 8.00 | 8.00 | 7.25 | 8.00 | 8.25 | 8.00 | 8.00 | 7.75 |              | 7.93            |
| Interpretation of the Music                            |                   |      | 2.00          |         | 8.00 | 8.25 | 8.50 | 7.50 | 8.25 | 8.25 | 7.75 | 8.25 | 7.50 |              | 8.04            |
| <b>Judges Total Program Component Score (factored)</b> |                   |      |               |         |      |      |      |      |      |      |      |      |      | <b>79.02</b> |                 |

|                   |             |
|-------------------|-------------|
| <b>Deductions</b> | <b>0.00</b> |
|-------------------|-------------|

< Under-rotated jump x Credit for highlight distribution, base value multiplied by 1.1 e Wrong edge ! Not clear edge

| Rank | Name       | Nation | Starting Number | Total Segment Score | Total Element Score | Total Program Component Score (factored) | Total Deductions |
|------|------------|--------|-----------------|---------------------|---------------------|--|------------------|
| 10   | Nam NGUYEN | CAN    | 16              | 153.43              | 77.97               | 75.46                                    | 0.00             |

| #  | Executed Elements | Info | Base Value    | GOE     | J1   | J2   | J3   | J4   | J5   | J6   | J7   | J8   | J9   | Ref          | Scores of Panel |
|--|-------------------|------|---------------|---------|------|------|------|------|------|------|------|------|------|--------------|-----------------|
| 1  | 4S                |      | 10.50         | 0.71    | 0    | 0    | 1    | 0    | 1    | 1    | 1    | 2    | 1    |              | 11.21           |
| 2  | 4T<<              | <<   | 4.30          | -2.10   | -3   | -3   | -3   | -3   | -3   | -3   | -3   | -3   | -3   |              | 2.20            |
| 3  | 3A                |      | 8.50          | 1.14    | 1    | 2    | 1    | 0    | 1    | 1    | 1    | 2    | 1    |              | 9.64            |
| 4  | FCSSp4            |      | 3.00          | 0.57    | 1    | 1    | 1    | 1    | 0    | 2    | 1    | 2    | 1    |              | 3.57            |
| 5  | StSq3             |      | 3.30          | 0.50    | 1    | 1    | 1    | 1    | 2    | 1    | 1    | 1    | 1    |              | 3.80            |
| 6  | 2T                |      | 1.43          | x 0.03  | 0    | 0    | 0    | 0    | 0    | 1    | 0    | 1    | 0    |              | 1.46            |
| 7  | 3F+3T             |      | 10.56         | x 0.20  | 0    | 1    | 0    | 0    | 0    | 0    | 1    | 1    | 0    |              | 10.76           |
| 8  | 3A+2T+2Lo         |      | 12.76         | x 0.43  | 0    | 1    | 1    | 0    | 0    | 0    | 1    | 1    | 0    |              | 13.19           |
| 9  | 3Lo               |      | 5.61          | x -0.20 | 0    | 1    | 0    | -1   | -1   | 0    | 0    | -1   | 0    |              | 5.41            |
| 10   | FCCoSp3           |      | 3.00          | -0.04   | 0    | 0    | 1    | 0    | 0    | -1   | 0    | -1   | 0    |              | 2.96            |
| 11   | 3Lz               |      | 6.60          | x 0.30  | 0    | 1    | 0    | 0    | 1    | 0    | 0    | 1    | 1    |              | 6.90            |
| 12   | ChSq1             |      | 2.00          | 0.80    | 1    | 2    | 1    | 1    | 1    | 1    | 2    | 1    | 1    |              | 2.80            |
| 13   | CCoSp4            |      | 3.50          | 0.57    | 1    | 2    | 1    | 1    | 1    | 1    | 1    | 2    | 1    |              | 4.07            |
|  |                   |      | <b>75.06</b>  |         |      |      |      |      |      |      |      |      |      |              | <b>77.97</b>    |
| <b>Program Components</b>                              |                   |      | <b>Factor</b> |         |      |      |      |      |      |      |      |      |      |              |                 |
| Skating Skills   |                   |      | 2.00          |         | 7.25 | 7.75 | 7.00 | 7.75 | 7.75 | 7.50 | 7.50 | 7.75 | 7.75 |              | 7.61            |
| Transitions  |                   |      | 2.00          |         | 6.75 | 7.50 | 7.00 | 7.25 | 7.50 | 7.50 | 7.50 | 7.25 | 7.50 |              | 7.36            |
| Performance  |                   |      | 2.00          |         | 7.50 | 7.50 | 7.50 | 7.50 | 8.00 | 7.25 | 8.00 | 7.75 | 7.50 |              | 7.61            |
| Composition  |                   |      | 2.00          |         | 7.25 | 7.50 | 7.25 | 7.25 | 7.75 | 8.00 | 7.75 | 7.50 | 7.75 |              | 7.54            |
| Interpretation of the Music                            |                   |      | 2.00          |         | 7.25 | 7.75 | 7.50 | 7.50 | 7.75 | 7.50 | 7.75 | 7.50 | 7.75 |              | 7.61            |
| <b>Judges Total Program Component Score (factored)</b> |                   |      |               |         |      |      |      |      |      |      |      |      |      | <b>75.46</b> |                 |

|                   |             |
|-------------------|-------------|
| <b>Deductions</b> | <b>0.00</b> |
|-------------------|-------------|

<< Downgraded jump x Credit for highlight distribution, base value multiplied by 1.1

# ISU Four Continents Championships 2018

## MEN FREE SKATING JUDGES DETAILS PER SKATER

| Rank | Name          | Nation | Starting Number | Total Segment Score | Total Element Score | Total Program Component Score (factored) | Total Deductions |
|------|---------------|--------|-----------------|---------------------|---------------------|--|------------------|
| 11   | Takahito MURA | JPN    | 14              | 148.75              | 71.05               | 77.70                                    | 0.00             |

| #  | Executed Elements | Info | Base Value    | GOE     | J1   | J2   | J3   | J4   | J5   | J6   | J7   | J8   | J9   | Ref          | Scores of Panel |
|--|-------------------|------|---------------|---------|------|------|------|------|------|------|------|------|------|--------------|-----------------|
| 1  | 2T                |      | 1.30          | -0.51   | -1   | -3   | -2   | -3   | -3   | -3   | -2   | -3   | -2   |              | 0.79            |
| 2  | 4T                |      | 10.30         | -2.06   | -1   | -3   | -1   | -1   | -2   | -2   | -2   | -2   | -2   |              | 8.24            |
| 3  | 3Lo               |      | 5.10          | 0.40    | 1    | 0    | 2    | 0    | 1    | 1    | 0    | 1    | 0    |              | 5.50            |
| 4  | StSq2             |      | 2.60          | 0.64    | 1    | 1    | 1    | 2    | 1    | 2    | 1    | 2    | 1    |              | 3.24            |
| 5  | CSSp4             |      | 3.00          | 0.29    | 2    | 1    | 1    | 0    | 0    | 0    | 1    | 0    | 1    |              | 3.29            |
| 6  | 3A+2T             |      | 9.80          | 1.57    | 2    | 1    | 2    | 1    | 2    | 1    | 2    | 2    | 1    |              | 11.37           |
| 7  | 3A                |      | 9.35          | x -1.00 | -1   | -1   | 0    | -1   | -1   | -1   | -1   | -2   | -1   |              | 8.35            |
| 8  | 3F+1Lo+2S         | !    | 7.81          | x -0.60 | 0    | -1   | 0    | -1   | -1   | -1   | -1   | -1   | -1   |              | 7.21            |
| 9  | FCSp3             |      | 2.80          | 0.29    | 1    | 2    | 1    | 1    | 0    | -1   | 1    | 0    | 0    |              | 3.09            |
| 10   | 3S                |      | 4.84          | x 1.00  | 1    | 1    | 2    | 1    | 1    | 2    | 2    | 2    | 1    |              | 5.84            |
| 11   | 3Lz               |      | 6.60          | x 0.80  | 2    | 1    | 1    | 0    | 1    | 2    | 1    | 1    | 1    |              | 7.40            |
| 12   | ChSq1             |      | 2.00          | 0.80    | 1    | 2    | 2    | 1    | 1    | 1    | 1    | 1    | 1    |              | 2.80            |
| 13   | CCoSp4            |      | 3.50          | 0.43    | 1    | 2    | 1    | 1    | 0    | 0    | 1    | 1    | 1    |              | 3.93            |
|  |                   |      | <b>69.00</b>  |         |      |      |      |      |      |      |      |      |      | <b>71.05</b> |                 |
| <b>Program Components</b>                              |                   |      | <b>Factor</b> |         |      |      |      |      |      |      |      |      |      |              |                 |
| Skating Skills   |                   |      | 2.00          |         | 8.00 | 7.75 | 7.75 | 8.50 | 8.00 | 8.25 | 8.25 | 8.00 | 8.00 |              | 8.04            |
| Transitions  |                   |      | 2.00          |         | 7.75 | 7.50 | 7.50 | 7.75 | 7.00 | 6.75 | 8.00 | 7.00 | 7.75 |              | 7.46            |
| Performance  |                   |      | 2.00          |         | 8.00 | 7.50 | 7.75 | 8.25 | 7.75 | 7.75 | 8.25 | 7.50 | 7.75 |              | 7.82            |
| Composition  |                   |      | 2.00          |         | 8.00 | 7.50 | 7.75 | 8.00 | 7.25 | 7.25 | 8.50 | 7.50 | 8.00 |              | 7.71            |
| Interpretation of the Music                            |                   |      | 2.00          |         | 8.00 | 7.75 | 8.00 | 8.00 | 7.50 | 7.50 | 8.25 | 7.50 | 8.00 |              | 7.82            |
| <b>Judges Total Program Component Score (factored)</b> |                   |      |               |         |      |      |      |      |      |      |      |      |      | <b>77.70</b> |                 |

|                   |             |
|-------------------|-------------|
| <b>Deductions</b> | <b>0.00</b> |
|-------------------|-------------|

x Credit for highlight distribution, base value multiplied by 1.1 ! Not clear edge

| Rank | Name    | Nation | Starting Number | Total Segment Score | Total Element Score | Total Program Component Score (factored) | Total Deductions |
|------|---------|--------|-----------------|---------------------|---------------------|--|------------------|
| 12   | Han YAN | CHN    | 21              | 143.19              | 64.55               | 80.64                                    | 2.00             |

| #  | Executed Elements | Info | Base Value    | GOE     | J1   | J2   | J3   | J4   | J5   | J6   | J7   | J8   | J9   | Ref          | Scores of Panel |
|--|-------------------|------|---------------|---------|------|------|------|------|------|------|------|------|------|--------------|-----------------|
| 1  | 3A                |      | 8.50          | 2.00    | 3    | 2    | 2    | 1    | 1    | 2    | 3    | 2    | 2    |              | 10.50           |
| 2  | 4T<               | <    | 8.00          | -4.00   | -3   | -3   | -3   | -3   | -3   | -3   | -3   | -3   | -3   |              | 4.00            |
| 3  | 3A+REP            |      | 5.95          | -3.00   | -3   | -3   | -3   | -2   | -3   | -3   | -3   | -3   | -3   |              | 2.95            |
| 4  | FCSp4             |      | 3.20          | 0.64    | 1    | 2    | 1    | 1    | 0    | 1    | 2    | 1    | 2    |              | 3.84            |
| 5  | ChSq1             |      | 2.00          | 1.20    | 2    | 2    | 1    | 2    | 1    | 1    | 2    | 2    | 2    |              | 3.20            |
| 6  | 3Lz               |      | 6.00          | 0.70    | 2    | 0    | 1    | 1    | 0    | 2    | 1    | 1    | 1    |              | 6.70            |
| 7  | 1Lo               |      | 0.55          | x -0.01 | 0    | 0    | 0    | -1   | 0    | 1    | 0    | -1   | 0    |              | 0.54            |
| 8  | 3Lz+2T+2Lo        |      | 10.01         | x -0.40 | -1   | -1   | 0    | 0    | -1   | 0    | -1   | -1   | 0    |              | 9.61            |
| 9  | 3S                |      | 4.84          | x 0.00  | 0    | 0    | 0    | 0    | 0    | 0    | 0    | 0    | 1    |              | 4.84            |
| 10   | 3F+2T             | !    | 7.26          | x 0.00  | 1    | 0    | -1   | 0    | -1   | 1    | 1    | 0    | -1   |              | 7.26            |
| 11   | CSSp3             |      | 2.60          | 0.50    | 1    | 1    | 1    | 1    | 0    | 1    | 2    | 1    | 1    |              | 3.10            |
| 12   | StSq3             |      | 3.30          | 0.71    | 1    | 2    | 1    | 1    | 1    | 2    | 2    | 1    | 2    |              | 4.01            |
| 13   | CCoSp4            |      | 3.50          | 0.50    | 1    | 2    | 1    | 1    | 0    | 1    | 1    | 1    | 1    |              | 4.00            |
|  |                   |      | <b>65.71</b>  |         |      |      |      |      |      |      |      |      |      | <b>64.55</b> |                 |
| <b>Program Components</b>                              |                   |      | <b>Factor</b> |         |      |      |      |      |      |      |      |      |      |              |                 |
| Skating Skills   |                   |      | 2.00          |         | 8.75 | 8.00 | 7.50 | 8.75 | 8.00 | 8.75 | 9.00 | 8.75 | 8.50 |              | 8.50            |
| Transitions  |                   |      | 2.00          |         | 8.00 | 8.00 | 7.25 | 8.00 | 7.00 | 7.75 | 8.75 | 7.75 | 8.25 |              | 7.86            |
| Performance  |                   |      | 2.00          |         | 8.00 | 7.75 | 7.75 | 8.50 | 7.75 | 7.50 | 8.00 | 7.50 | 8.00 |              | 7.82            |
| Composition  |                   |      | 2.00          |         | 8.50 | 7.75 | 7.50 | 8.25 | 7.50 | 8.00 | 8.50 | 8.00 | 8.50 |              | 8.07            |
| Interpretation of the Music                            |                   |      | 2.00          |         | 8.25 | 8.00 | 7.75 | 8.25 | 7.50 | 7.50 | 8.75 | 8.25 | 8.50 |              | 8.07            |
| <b>Judges Total Program Component Score (factored)</b> |                   |      |               |         |      |      |      |      |      |      |      |      |      | <b>80.64</b> |                 |

|                   |                 |              |
|-------------------|-----------------|--------------|
| <b>Deductions</b> | Falls: -2.00(2) | <b>-2.00</b> |
|-------------------|-----------------|--------------|

< Under-rotated jump x Credit for highlight distribution, base value multiplied by 1.1 ! Not clear edge REP Jump repetition



# ISU Four Continents Championships 2018

## MEN FREE SKATING JUDGES DETAILS PER SKATER

| Rank | Name            | Nation | Starting Number | Total Segment Score | Total Element Score | Total Program Score (factored) | Total Component Score (factored) | Total Deductions |
|------|-----------------|--------|-----------------|---------------------|---------------------|--------------------------------|----------------------------------|------------------|
| 13   | June Hyoung LEE | KOR    | 8               | 141.93              | 75.45               |                                | 67.48                            | 1.00             |

| #  | Executed Elements | Info | Base Value    | GOE     | J1   | J2   | J3   | J4   | J5   | J6   | J7   | J8   | J9   | Ref | Scores of Panel |
|--|-------------------|------|---------------|---------|------|------|------|------|------|------|------|------|------|-----|-----------------|
| 1  | 3A+2T             |      | 9.80          | -1.29   | 0    | -2   | -1   | -1   | -2   | -1   | -1   | -2   | -1   |     | 8.51            |
| 2  | 3A                |      | 8.50          | 1.43    | 2    | 1    | 1    | 0    | 1    | 2    | 2    | 2    | 1    |     | 9.93            |
| 3  | 3Lo               |      | 5.10          | 0.60    | 1    | 1    | 0    | 1    | 0    | 1    | 1    | 2    | 1    |     | 5.70            |
| 4  | CSSp4             |      | 3.00          | 0.36    | 1    | 1    | 0    | 0    | 0    | 1    | 1    | 1    | 1    |     | 3.36            |
| 5  | ChSq1             |      | 2.00          | 0.80    | 2    | 2    | 1    | 1    | 1    | 0    | 1    | 1    | 1    |     | 2.80            |
| 6  | 3F                |      | 5.83          | x 0.30  | 2    | 2    | 1    | 0    | 0    | 0    | 0    | 0    | 0    |     | 6.13            |
| 7  | 3F+3T             |      | 10.56         | x 0.90  | 2    | 1    | 1    | 1    | 0    | 2    | 1    | 2    | 1    |     | 11.46           |
| 8  | 2A+2T+2Lo         |      | 7.04          | x -0.29 | 0    | 0    | 1    | 0    | -1   | -1   | -1   | -1   | -1   |     | 6.75            |
| 9  | 3S                |      | 4.84          | x -0.40 | 0    | 0    | 0    | -1   | 0    | -1   | -1   | -1   | -1   |     | 4.44            |
| 10   | FCSp4             |      | 3.20          | -0.09   | 0    | 0    | 0    | -1   | -1   | -1   | 0    | 0    | 0    |     | 3.11            |
| 11   | 3Lz               | !    | 6.60          | x -2.10 | -2   | -3   | -3   | -3   | -3   | -3   | -3   | -3   | -3   |     | 4.50            |
| 12   | StSq4             |      | 3.90          | 1.00    | 1    | 2    | 1    | 1    | 1    | 2    | 2    | 2    | 1    |     | 4.90            |
| 13   | CCoSp4            |      | 3.50          | 0.36    | 1    | 2    | 0    | 0    | 0    | 1    | 1    | 1    | 1    |     | 3.86            |
|  |                   |      | <b>73.87</b>  |         |      |      |      |      |      |      |      |      |      |     | <b>75.45</b>    |
| <b>Program Components</b>                              |                   |      | <b>Factor</b> |         |      |      |      |      |      |      |      |      |      |     |                 |
| Skating Skills   |                   |      | 2.00          |         | 7.25 | 7.50 | 6.75 | 6.50 | 6.75 | 6.75 | 6.50 | 7.00 | 7.25 |     | 6.89            |
| Transitions  |                   |      | 2.00          |         | 6.75 | 7.50 | 6.25 | 6.00 | 6.25 | 5.25 | 6.50 | 6.25 | 6.75 |     | 6.39            |
| Performance  |                   |      | 2.00          |         | 7.25 | 7.75 | 6.50 | 6.25 | 6.75 | 7.00 | 7.00 | 7.00 | 6.75 |     | 6.89            |
| Composition  |                   |      | 2.00          |         | 7.25 | 7.50 | 6.50 | 6.25 | 6.50 | 6.50 | 6.75 | 6.75 | 7.00 |     | 6.75            |
| Interpretation of the Music                            |                   |      | 2.00          |         | 7.50 | 7.75 | 6.75 | 6.25 | 6.50 | 6.50 | 6.75 | 6.75 | 7.00 |     | 6.82            |
| <b>Judges Total Program Component Score (factored)</b> |                   |      |               |         |      |      |      |      |      |      |      |      |      |     | <b>67.48</b>    |

|                   |                 |              |
|-------------------|-----------------|--------------|
| <b>Deductions</b> | Falls: -1.00(1) | <b>-1.00</b> |
|-------------------|-----------------|--------------|

x Credit for highlight distribution, base value multiplied by 1.1 ! Not clear edge

| Rank | Name          | Nation | Starting Number | Total Segment Score | Total Element Score | Total Program Score (factored) | Total Component Score (factored) | Total Deductions |
|------|---------------|--------|-----------------|---------------------|---------------------|--------------------------------|----------------------------------|------------------|
| 14   | Brendan KERRY | AUS    | 18              | 140.38              | 68.02               |                                | 73.36                            | 1.00             |

| #  | Executed Elements | Info | Base Value    | GOE     | J1   | J2   | J3   | J4   | J5   | J6   | J7   | J8   | J9   | Ref | Scores of Panel |
|--|-------------------|------|---------------|---------|------|------|------|------|------|------|------|------|------|-----|-----------------|
| 1  | 4T                |      | 10.30         | 1.14    | 2    | 1    | 1    | 1    | 1    | 1    | 1    | 2    | 1    |     | 11.44           |
| 2  | 4S                |      | 10.50         | -1.54   | -2   | -1   | -1   | -1   | -1   | -2   | -1   | -2   | -1   |     | 8.96            |
| 3  | 3Fe               | e    | 3.70          | -1.10   | -2   | -2   | -1   | -2   | -2   | 0    | -1   | -1   | -2   |     | 2.60            |
| 4  | CCSp4             |      | 3.20          | 0.36    | 1    | 1    | 1    | 0    | 0    | 0    | 1    | 1    | 1    |     | 3.56            |
| 5  | ChSq1             |      | 2.00          | 1.00    | 1    | 1    | 2    | 1    | 2    | 1    | 2    | 2    | 1    |     | 3.00            |
| 6  | 4T+REP            |      | 7.93          | x -4.00 | -3   | -3   | -3   | -3   | -3   | -3   | -3   | -3   | -3   |     | 3.93            |
| 7  | 3A                |      | 9.35          | x -2.57 | -2   | -3   | -3   | -3   | -2   | -3   | -3   | -2   | -2   |     | 6.78            |
| 8  | 2A                |      | 3.63          | x 0.07  | 0    | 0    | 0    | 0    | 0    | 1    | 1    | 0    | 0    |     | 3.70            |
| 9  | 3Lz+1Lo<+3S       | <    | 11.88         | x -1.40 | -2   | -2   | -2   | -2   | -2   | -2   | -2   | -2   | -2   |     | 10.48           |
| 10   | 2A                |      | 3.63          | x 0.21  | 0    | 1    | 0    | 0    | 0    | 0    | 1    | 1    | 1    |     | 3.84            |
| 11   | CCoSp4            |      | 3.50          | -0.04   | -1   | 0    | 0    | -1   | 0    | 0    | 0    | 0    | 0    |     | 3.46            |
| 12   | StSq2             |      | 2.60          | 0.64    | 1    | 2    | 2    | 1    | 2    | 0    | 1    | 1    | 1    |     | 3.24            |
| 13   | FSSp3             |      | 2.60          | 0.43    | 1    | 1    | 1    | 1    | 0    | 0    | 1    | 1    | 1    |     | 3.03            |
|  |                   |      | <b>74.82</b>  |         |      |      |      |      |      |      |      |      |      |     | <b>68.02</b>    |
| <b>Program Components</b>                              |                   |      | <b>Factor</b> |         |      |      |      |      |      |      |      |      |      |     |                 |
| Skating Skills   |                   |      | 2.00          |         | 7.50 | 7.50 | 7.00 | 8.00 | 7.75 | 7.50 | 7.75 | 7.50 | 7.75 |     | 7.61            |
| Transitions  |                   |      | 2.00          |         | 7.00 | 7.00 | 7.00 | 7.25 | 6.75 | 6.75 | 7.50 | 7.00 | 7.25 |     | 7.04            |
| Performance  |                   |      | 2.00          |         | 7.50 | 7.50 | 6.75 | 7.75 | 7.75 | 6.75 | 7.25 | 6.75 | 7.25 |     | 7.25            |
| Composition  |                   |      | 2.00          |         | 7.25 | 7.50 | 7.25 | 7.50 | 7.75 | 7.25 | 7.75 | 7.50 | 7.50 |     | 7.46            |
| Interpretation of the Music                            |                   |      | 2.00          |         | 7.25 | 7.50 | 6.75 | 7.75 | 7.50 | 6.50 | 7.75 | 7.25 | 7.25 |     | 7.32            |
| <b>Judges Total Program Component Score (factored)</b> |                   |      |               |         |      |      |      |      |      |      |      |      |      |     | <b>73.36</b>    |

|                   |                 |              |
|-------------------|-----------------|--------------|
| <b>Deductions</b> | Falls: -1.00(1) | <b>-1.00</b> |
|-------------------|-----------------|--------------|

< Under-rotated jump x Credit for highlight distribution, base value multiplied by 1.1 e Wrong edge REP Jump repetition

# ISU Four Continents Championships 2018

## MEN FREE SKATING JUDGES DETAILS PER SKATER

| Rank   | Name              | Nation | Starting Number | Total Segment Score | Total Element Score | Total Program Component Score (factored) |      | Total Deductions |      |      |      |      |      |              |                 |
|--|-------------------|--------|-----------------|---------------------|---------------------|--|------|------------------|------|------|------|------|------|--------------|-----------------|
| 15   | Denis TEN         | KAZ    | 15              | 135.52              | 58.94               | 78.58                                    |      | 2.00             |      |      |      |      |      |              |                 |
| #  | Executed Elements | Info   | Base Value      | GOE                 | J1                  | J2                                       | J3   | J4               | J5   | J6   | J7   | J8   | J9   | Ref          | Scores of Panel |
| 1  | 4T<               | <      | 8.00            | -4.00               | -3                  | -3                                       | -3   | -3               | -3   | -3   | -3   | -3   | -3   |              | 4.00            |
| 2  | 4S<<              | <<     | 4.40            | -1.40               | -1                  | -2                                       | -2   | -3               | -2   | -2   | -1   | -3   | -2   |              | 3.00            |
| 3  | 3A                |        | 8.50            | -1.71               | -1                  | -1                                       | -1   | -2               | -3   | -2   | -2   | -2   | -2   |              | 6.79            |
| 4  | CCSp4             |        | 3.20            | 0.86                | 3                   | 1  | 1    | 1                | 2    | 2    | 2    | 2    | 2    |              | 4.06            |
| 5  | ChSq1             |        | 2.00            | 1.70                | 3                   | 2  | 2    | 1                | 2    | 3    | 3    | 3    | 2    |              | 3.70            |
| 6  | 3A+REP            | x      | 6.55            | -3.00               | -3                  | -3                                       | -3   | -3               | -3   | -3   | -3   | -3   | -3   |              | 3.55            |
| 7  | 3F+1T             | x      | 6.27            | 0.00                | 0                   | 0  | 0    | 0                | 0    | 0    | 1    | 0    | 0    |              | 6.27            |
| 8  | 3Lz+1Lo+2S        | x      | 8.58            | 0.10                | 0                   | 0  | 0    | -1               | 0    | 0    | 1    | 1    | 0    |              | 8.68            |
| 9  | CCoSp4            |        | 3.50            | 0.64                | 2                   | 2  | 1    | 0                | 1    | 1    | 2    | 1    | 1    |              | 4.14            |
| 10   | 1F                | x      | 0.55            | -0.04               | 0                   | 0  | -1   | -1               | 0    | -1   | 0    | -1   | 0    |              | 0.51            |
| 11   | 3Lo               | x      | 5.61            | 0.40                | 1                   | 1  | 1    | 0                | 0    | 0    | 1    | 1    | 0    |              | 6.01            |
| 12   | StSq3             |        | 3.30            | 1.07                | 2                   | 2  | 2    | 1                | 2    | 2    | 3    | 3    | 2    |              | 4.37            |
| 13   | FSSp4             |        | 3.00            | 0.86                | 2                   | 2  | 2    | 1                | 1    | 3    | 2    | 2    | 1    |              | 3.86            |
|  |                   |        | <b>63.46</b>    |                     |                     |  |      |                  |      |      |      |      |      | <b>58.94</b> |                 |
| <b>Program Components</b>                              |                   |        | <b>Factor</b>   |                     |                     |  |      |                  |      |      |      |      |      |              |                 |
| Skating Skills   |                   |        | 2.00            |                     | 8.25                | 8.00                                     | 7.25 | 7.75             | 8.00 | 7.75 | 8.25 | 8.50 | 8.00 |              | 8.00            |
| Transitions  |                   |        | 2.00            |                     | 8.00                | 7.50                                     | 7.00 | 7.00             | 7.50 | 7.25 | 8.00 | 8.25 | 7.75 |              | 7.57            |
| Performance  |                   |        | 2.00            |                     | 8.00                | 7.75                                     | 7.75 | 7.50             | 7.75 | 7.00 | 7.75 | 7.25 | 7.50 |              | 7.61            |
| Composition  |                   |        | 2.00            |                     | 8.50                | 8.00                                     | 7.50 | 7.25             | 7.75 | 8.00 | 8.50 | 8.50 | 8.25 |              | 8.07            |
| Interpretation of the Music                            |                   |        | 2.00            |                     | 8.25                | 8.25                                     | 7.50 | 7.50             | 8.00 | 7.50 | 8.50 | 8.75 | 8.25 |              | 8.04            |
| <b>Judges Total Program Component Score (factored)</b> |                   |        |                 |                     |                     |  |      |                  |      |      |      |      |      | <b>78.58</b> |                 |
| <b>Deductions</b>                                      |                   |        | Falls: -2.00(2) |                     |                     |  |      |                  |      |      |      |      |      | <b>-2.00</b> |                 |

< Under-rotated jump << Downgraded jump x Credit for highlight distribution, base value multiplied by 1.1 REP Jump repetition

| Rank   | Name               | Nation | Starting Number | Total Segment Score | Total Element Score | Total Program Component Score (factored) |      | Total Deductions |      |      |      |      |      |              |                 |
|--|--------------------|--------|-----------------|---------------------|---------------------|--|------|------------------|------|------|------|------|------|--------------|-----------------|
| 16   | Julian Zhi Jie YEE | MAS    | 11              | 129.23              | 66.87               | 64.36                                    |      | 2.00             |      |      |      |      |      |              |                 |
| #  | Executed Elements  | Info   | Base Value      | GOE                 | J1                  | J2                                       | J3   | J4               | J5   | J6   | J7   | J8   | J9   | Ref          | Scores of Panel |
| 1  | 3A+2T+1Lo          |        | 10.30           | -0.29               | 0                   | 0  | 0    | 0                | -1   | -1   | 0    | -1   | 0    |              | 10.01           |
| 2  | 3A                 |        | 8.50            | -2.14               | -2                  | -2                                       | -1   | -2               | -3   | -3   | -2   | -2   | -2   |              | 6.36            |
| 3  | 3F+3T              |        | 9.60            | -0.30               | 0                   | 0  | 0    | 0                | -1   | -1   | 0    | -1   | -1   |              | 9.30            |
| 4  | FCSSp4             |        | 3.00            | 0.50                | 1                   | 1  | 1    | 1                | 0    | 1    | 1    | 1    | 1    |              | 3.50            |
| 5  | 3S                 |        | 4.40            | 0.40                | 1                   | 1  | 1    | 0                | 0    | 1    | 1    | 0    | 0    |              | 4.80            |
| 6  | 3Lz                |        | 6.00            | -2.10               | -3                  | -3                                       | -3   | -3               | -3   | -3   | -3   | -3   | -3   |              | 3.90            |
| 7  | 3F                 |        | 5.30            | -0.10               | 0                   | 0  | 0    | 0                | 0    | 0    | -1   | -1   | 0    |              | 5.20            |
| 8  | ChSq1              |        | 2.00            | 1.10                | 1                   | 2  | 3    | 1                | 1    | 2    | 3    | 1    | 1    |              | 3.10            |
| 9  | FCCoSp4            |        | 3.50            | 0.29                | 1                   | 1  | 1    | 1                | -1   | 0    | 0    | 0    | 1    |              | 3.79            |
| 10   | StSq3              |        | 3.30            | 0.29                | 1                   | 1  | 1    | 1                | 0    | -1   | 1    | 0    | 0    |              | 3.59            |
| 11   | 3Lo                | x      | 5.61            | -2.10               | -3                  | -3                                       | -3   | -3               | -3   | -3   | -3   | -3   | -3   |              | 3.51            |
| 12   | 2A+2A+SEQ          | x      | 5.81            | 0.21                | 0                   | 1  | 1    | 0                | 0    | 0    | 1    | 1    | 0    |              | 6.02            |
| 13   | CCoSp4             |        | 3.50            | 0.29                | 1                   | 1  | 0    | 1                | 0    | 0    | 1    | 1    | 0    |              | 3.79            |
|  |                    |        | <b>70.82</b>    |                     |                     |  |      |                  |      |      |      |      |      | <b>66.87</b> |                 |
| <b>Program Components</b>                              |                    |        | <b>Factor</b>   |                     |                     |  |      |                  |      |      |      |      |      |              |                 |
| Skating Skills   |                    |        | 2.00            |                     | 6.50                | 6.50                                     | 6.25 | 6.50             | 6.50 | 6.00 | 6.75 | 6.00 | 6.50 |              | 6.39            |
| Transitions  |                    |        | 2.00            |                     | 6.50                | 6.75                                     | 6.00 | 6.25             | 5.50 | 5.75 | 6.50 | 5.25 | 6.25 |              | 6.11            |
| Performance  |                    |        | 2.00            |                     | 6.75                | 6.75                                     | 6.50 | 6.50             | 6.50 | 6.25 | 6.25 | 5.25 | 6.25 |              | 6.43            |
| Composition  |                    |        | 2.00            |                     | 6.75                | 6.50                                     | 6.75 | 6.50             | 6.25 | 7.00 | 6.50 | 5.75 | 6.75 |              | 6.57            |
| Interpretation of the Music                            |                    |        | 2.00            |                     | 7.00                | 6.50                                     | 7.00 | 6.75             | 6.75 | 6.25 | 6.75 | 5.50 | 6.75 |              | 6.68            |
| <b>Judges Total Program Component Score (factored)</b> |                    |        |                 |                     |                     |  |      |                  |      |      |      |      |      | <b>64.36</b> |                 |
| <b>Deductions</b>                                      |                    |        | Falls: -2.00(2) |                     |                     |  |      |                  |      |      |      |      |      | <b>-2.00</b> |                 |

x Credit for highlight distribution, base value multiplied by 1.1

# ISU Four Continents Championships 2018

## MEN FREE SKATING JUDGES DETAILS PER SKATER

| Rank | Name             | Nation | Starting Number | Total Segment Score | Total Element Score | Total Program Component Score (factored) |  | Total Deductions |
|------|------------------|--------|-----------------|---------------------|---------------------|--|--|------------------|
| 17   | Donovan CARRILLO | MEX    | 2               | 126.84              | 68.50               | 58.34                                    |  | 0.00             |

| #  | Executed Elements | Info | Base Value   | GOE   | J1   | J2   | J3   | J4   | J5   | J6   | J7   | J8   | J9   | Ref | Scores of Panel |
|--|-------------------|------|--------------|-------|------|------|------|------|------|------|------|------|------|-----|-----------------|
| 1  | 2A                |      | 3.30         | 0.50  | 1    | 1    | 1    | 1    | 2    | 1    | 1    | 1    | 1    |     | 3.80            |
| 2  | 3Lz+2T+2Lo        |      | 9.10         | 0.50  | 0    | 0    | 1    | 0    | 1    | 1    | 1    | 1    | 1    |     | 9.60            |
| 3  | 3F+3T             |      | 9.60         | 0.50  | 1    | 1    | 1    | 0    | 0    | 1    | 1    | 0    | 1    |     | 10.10           |
| 4  | FCCoSp4           |      | 3.50         | 0.64  | 2    | 2    | 1    | 1    | 0    | 1    | 1    | 2    | 1    |     | 4.14            |
| 5  | 3Lz+2T            |      | 7.30         | -0.40 | 0    | 0    | 0    | -1   | 0    | -1   | -1   | -1   | -1   |     | 6.90            |
| 6  | 3F                | x    | 5.83         | 0.30  | 0    | 1    | 0    | 0    | 1    | 0    | 1    | 0    | 1    |     | 6.13            |
| 7  | CCoSp4            |      | 3.50         | 0.50  | 1    | 1    | 1    | 1    | 1    | 1    | 1    | 2    | 1    |     | 4.00            |
| 8  | 3Lo               | x    | 5.61         | -0.30 | 0    | 0    | 0    | 0    | -1   | -1   | -1   | 0    | -1   |     | 5.31            |
| 9  | 3S                | x    | 4.84         | -0.10 | 0    | 0    | -1   | 0    | 0    | 0    | 0    | -1   | 0    |     | 4.74            |
| 10   | StSq3             |      | 3.30         | 0.29  | 1    | 0    | 0    | 1    | 1    | 0    | 1    | 1    | 0    |     | 3.59            |
| 11   | ChSq1             |      | 2.00         | 0.70  | 1    | 1    | 1    | 1    | 1    | 1    | 1    | 1    | 1    |     | 2.70            |
| 12   | 2A                | x    | 3.63         | 0.29  | 1    | 1    | 0    | 1    | 0    | 1    | 1    | 0    | 0    |     | 3.92            |
| 13   | CSSp4             |      | 3.00         | 0.57  | 2    | 1    | 1    | 1    | 0    | 1    | 1    | 2    | 1    |     | 3.57            |
|  |                   |      | <b>64.51</b> |       |      |      |      |      |      |      |      |      |      |     | <b>68.50</b>    |
| <b>Program Components</b>                              |                   |      | Factor       |       |      |      |      |      |      |      |      |      |      |     |                 |
| Skating Skills   |                   |      | 2.00         |       | 6.50 | 5.75 | 5.75 | 5.25 | 6.25 | 5.25 | 5.50 | 5.25 | 6.25 |     | 5.71            |
| Transitions  |                   |      | 2.00         |       | 5.75 | 5.25 | 5.75 | 5.00 | 6.25 | 5.50 | 5.25 | 5.00 | 6.00 |     | 5.50            |
| Performance  |                   |      | 2.00         |       | 6.25 | 5.50 | 6.00 | 5.75 | 6.50 | 5.75 | 6.25 | 5.75 | 6.25 |     | 6.00            |
| Composition  |                   |      | 2.00         |       | 6.00 | 5.50 | 6.00 | 5.75 | 6.50 | 5.75 | 5.75 | 5.50 | 6.50 |     | 5.89            |
| Interpretation of the Music                            |                   |      | 2.00         |       | 6.25 | 6.00 | 6.00 | 6.00 | 6.75 | 6.00 | 5.75 | 5.75 | 6.50 |     | 6.07            |
| <b>Judges Total Program Component Score (factored)</b> |                   |      |              |       |      |      |      |      |      |      |      |      |      |     | <b>58.34</b>    |

|                   |             |
|-------------------|-------------|
| <b>Deductions</b> | <b>0.00</b> |
|-------------------|-------------|

x Credit for highlight distribution, base value multiplied by 1.1

| Rank | Name           | Nation | Starting Number | Total Segment Score | Total Element Score | Total Program Component Score (factored) |  | Total Deductions |
|------|----------------|--------|-----------------|---------------------|---------------------|--|--|------------------|
| 18   | Geon Hyeong AN | KOR    | 6               | 123.59              | 65.25               | 59.34                                    |  | 1.00             |

| #  | Executed Elements | Info | Base Value   | GOE   | J1   | J2   | J3   | J4   | J5   | J6   | J7   | J8   | J9   | Ref | Scores of Panel |
|--|-------------------|------|--------------|-------|------|------|------|------|------|------|------|------|------|-----|-----------------|
| 1  | 3Lz               |      | 6.00         | -2.10 | -3   | -3   | -3   | -3   | -3   | -3   | -3   | -3   | -3   |     | 3.90            |
| 2  | 3Lo               |      | 5.10         | 0.70  | 1    | 1    | 1    | 0    | 1    | 1    | 1    | 1    | 1    |     | 5.80            |
| 3  | 3F                |      | 5.30         | 0.50  | 1    | 1    | 1    | 0    | 1    | 0    | 1    | 1    | 0    |     | 5.80            |
| 4  | CCoSp4            |      | 3.50         | 0.29  | 1    | 1    | 0    | 0    | 0    | 0    | 1    | 2    | 1    |     | 3.79            |
| 5  | CCSp4             |      | 3.20         | 0.07  | 1    | 0    | 0    | 0    | 0    | -1   | 1    | 0    | 0    |     | 3.27            |
| 6  | 3Lz+2T            |      | 7.30         | 0.20  | 1    | 0    | 0    | 0    | 0    | 0    | 1    | 1    | 0    |     | 7.50            |
| 7  | 3Lo+2T+2Lo        | x    | 9.02         | 0.20  | 1    | 0    | 0    | 0    | 0    | 0    | 1    | 1    | 0    |     | 9.22            |
| 8  | 3S                | x    | 4.84         | 0.50  | 1    | 1    | 0    | 0    | 1    | 1    | 1    | 1    | 0    |     | 5.34            |
| 9  | 3T+2A+SEQ         | x    | 6.69         | 0.40  | 1    | 1    | 1    | 0    | 0    | 0    | 1    | 1    | 0    |     | 7.09            |
| 10   | 2A                | x    | 3.63         | 0.29  | 1    | 1    | 1    | 0    | 0    | 0    | 1    | 1    | 0    |     | 3.92            |
| 11   | StSq3             |      | 3.30         | 0.43  | 1    | 1    | 1    | 1    | 0    | 1    | 1    | 1    | 0    |     | 3.73            |
| 12   | ChSq1             |      | 2.00         | 0.60  | 1    | 1    | 1    | 0    | 0    | 1    | 1    | 2    | 1    |     | 2.60            |
| 13   | FSSp4             |      | 3.00         | 0.29  | 1    | 1    | 0    | 0    | 0    | 0    | 1    | 1    | 1    |     | 3.29            |
|  |                   |      | <b>62.88</b> |       |      |      |      |      |      |      |      |      |      |     | <b>65.25</b>    |
| <b>Program Components</b>                              |                   |      | Factor       |       |      |      |      |      |      |      |      |      |      |     |                 |
| Skating Skills   |                   |      | 2.00         |       | 6.75 | 6.00 | 5.75 | 6.25 | 5.75 | 6.50 | 6.25 | 6.25 | 6.00 |     | 6.14            |
| Transitions  |                   |      | 2.00         |       | 6.50 | 5.50 | 5.25 | 5.75 | 5.25 | 5.75 | 6.00 | 5.50 | 5.50 |     | 5.61            |
| Performance  |                   |      | 2.00         |       | 7.00 | 6.25 | 6.00 | 6.00 | 5.50 | 6.00 | 6.25 | 6.00 | 5.50 |     | 6.00            |
| Composition  |                   |      | 2.00         |       | 6.75 | 6.00 | 5.50 | 6.00 | 5.50 | 6.00 | 6.50 | 6.00 | 5.75 |     | 5.96            |
| Interpretation of the Music                            |                   |      | 2.00         |       | 6.75 | 6.25 | 5.75 | 6.00 | 5.25 | 5.50 | 6.50 | 6.25 | 5.50 |     | 5.96            |
| <b>Judges Total Program Component Score (factored)</b> |                   |      |              |       |      |      |      |      |      |      |      |      |      |     | <b>59.34</b>    |

|                   |                 |              |
|-------------------|-----------------|--------------|
| <b>Deductions</b> | Falls: -1.00(1) | <b>-1.00</b> |
|-------------------|-----------------|--------------|

x Credit for highlight distribution, base value multiplied by 1.1

# ISU Four Continents Championships 2018

## MEN FREE SKATING JUDGES DETAILS PER SKATER

| Rank | Name        | Nation | Starting Number | Total Segment Score | Total Element Score | Program Component Score (factored) | Total Deductions |
|------|-------------|--------|-----------------|---------------------|---------------------|------------------------------------|------------------|
| 19   | Chih-I TSAO | TPE    | 10              | 122.64              | 60.36               | 63.28                              | 1.00             |

| #  | Executed Elements | Info | Base Value    | GOE     | J1 | J2   | J3   | J4   | J5   | J6   | J7   | J8   | J9   | Ref          | Scores of Panel |
|--|-------------------|------|---------------|---------|----|------|------|------|------|------|------|------|------|--------------|-----------------|
| 1  | 3A                |      | 8.50          | -1.43   | -1 | -1   | -2   | -2   | -2   | -2   | -1   | -1   | -1   |              | 7.07            |
| 2  | 4T                |      | 10.30         | -4.00   | -3 | -3   | -3   | -3   | -3   | -3   | -3   | -3   | -3   |              | 6.30            |
| 3  | CCSp3             |      | 2.80          | 0.57    | 1  | 1    | 0    | 1    | 1    | 2    | 1    | 2    | 1    |              | 3.37            |
| 4  | StSq3             |      | 3.30          | 0.50    | 1  | 1    | 1    | 1    | 1    | -1   | 1    | 1    | 1    |              | 3.80            |
| 5  | 3S+2T+2Lo         |      | 8.25          | x -0.50 | 0  | -1   | 0    | 0    | -1   | -1   | -1   | -1   | -1   |              | 7.75            |
| 6  | 3F+2T             |      | 7.26          | x -0.20 | 0  | 0    | 0    | -1   | 0    | -1   | -1   | 0    | 0    |              | 7.06            |
| 7  | 2Lze              | e    | 1.65          | x -0.47 | -2 | -2   | -2   | -2   | -2   | 0    | -1   | 0    | -2   |              | 1.18            |
| 8  | CCoSp4            |      | 3.50          | 0.21    | 1  | 1    | 1    | 0    | 0    | 0    | 0    | 2    | 0    |              | 3.71            |
| 9  | 3F                |      | 5.83          | x 0.10  | 1  | 0    | 1    | 0    | 0    | 0    | 0    | 0    | 0    |              | 5.93            |
| 10   | 3Lo               |      | 5.61          | x -0.70 | -1 | -1   | -1   | -1   | -1   | -1   | -1   | -2   | -1   |              | 4.91            |
| 11   | FSSp3             |      | 2.60          | -0.06   | 1  | -1   | 0    | 0    | -1   | -1   | 1    | -1   | 0    |              | 2.54            |
| 12   | ChSq1             |      | 2.00          | 0.30    | 1  | 1    | 0    | 0    | 1    | -1   | 1    | 0    | 0    |              | 2.30            |
| 13   | 3S                |      | 4.84          | x -0.40 | 0  | 0    | 0    | -1   | -1   | 0    | -1   | -1   | -1   |              | 4.44            |
|  |                   |      | <b>66.44</b>  |         |    |      |      |      |      |      |      |      |      | <b>60.36</b> |                 |
| <b>Program Components</b>                              |                   |      | <b>Factor</b> |         |    |      |      |      |      |      |      |      |      |              |                 |
| Skating Skills   |                   |      | 2.00          |         |    | 7.25 | 6.25 | 6.50 | 6.50 | 6.50 | 6.00 | 6.25 | 6.50 | 6.75         | 6.46            |
| Transitions  |                   |      | 2.00          |         |    | 6.75 | 5.50 | 6.25 | 6.25 | 6.00 | 5.50 | 6.00 | 6.00 | 6.25         | 6.04            |
| Performance  |                   |      | 2.00          |         |    | 7.00 | 6.25 | 6.25 | 6.50 | 6.50 | 5.75 | 6.75 | 6.25 | 6.25         | 6.39            |
| Composition  |                   |      | 2.00          |         |    | 7.00 | 6.00 | 6.50 | 6.25 | 6.25 | 6.25 | 6.75 | 6.00 | 6.50         | 6.36            |
| Interpretation of the Music                            |                   |      | 2.00          |         |    | 6.75 | 6.50 | 6.25 | 6.50 | 6.50 | 5.50 | 6.50 | 6.25 | 6.25         | 6.39            |
| <b>Judges Total Program Component Score (factored)</b> |                   |      |               |         |    |      |      |      |      |      |      |      |      | <b>63.28</b> |                 |

|                   |                 |              |
|-------------------|-----------------|--------------|
| <b>Deductions</b> | Falls: -1.00(1) | <b>-1.00</b> |
|-------------------|-----------------|--------------|

x Credit for highlight distribution, base value multiplied by 1.1 e Wrong edge

| Rank | Name     | Nation | Starting Number | Total Segment Score | Total Element Score | Program Component Score (factored) | Total Deductions |
|------|----------|--------|-----------------|---------------------|---------------------|------------------------------------|------------------|
| 20   | He ZHANG | CHN    | 3               | 121.20              | 62.58               | 58.62                              | 0.00             |

| #  | Executed Elements | Info | Base Value    | GOE     | J1 | J2   | J3   | J4   | J5   | J6   | J7   | J8   | J9   | Ref          | Scores of Panel |
|--|-------------------|------|---------------|---------|----|------|------|------|------|------|------|------|------|--------------|-----------------|
| 1  | 4S                |      | 10.50         | -1.71   | -1 | -1   | -1   | -1   | -2   | -2   | -2   | -2   | -1   |              | 8.79            |
| 2  | 4T                |      | 10.30         | -0.69   | -1 | -1   | -1   | 0    | 0    | 1    | -1   | -1   | 0    |              | 9.61            |
| 3  | 2Lz+3T            |      | 6.40          | -0.70   | -1 | -1   | -1   | -1   | 0    | -1   | -1   | -1   | -1   |              | 5.70            |
| 4  | CSSp4             |      | 3.00          | 0.43    | 1  | 0    | 1    | 0    | 0    | 0    | 2    | 2    | 2    |              | 3.43            |
| 5  | StSq3             |      | 3.30          | 0.43    | 1  | 1    | 1    | 1    | 0    | 0    | 1    | 1    | 1    |              | 3.73            |
| 6  | 1A                |      | 1.21          | x -0.03 | 0  | 0    | 0    | 0    | 0    | -1   | 0    | -1   | 0    |              | 1.18            |
| 7  | 3Lz+2T            |      | 8.03          | x 0.20  | 0  | 1    | 0    | 0    | 0    | 1    | 0    | 1    | 0    |              | 8.23            |
| 8  | 3Lo               |      | 5.61          | x 0.00  | 0  | 0    | -1   | 0    | 0    | 0    | 0    | 0    | 0    |              | 5.61            |
| 9  | FCSp1             |      | 1.90          | -0.26   | 0  | 0    | -1   | -1   | -1   | -1   | -1   | -2   | -1   |              | 1.64            |
| 10   | ChSq1             |      | 2.00          | 0.20    | 2  | 1    | 0    | 0    | 0    | 0    | 0    | 0    | 1    |              | 2.20            |
| 11   | 3F<               | <    | 4.07          | x -0.70 | -1 | -1   | -1   | -2   | -1   | -1   | -1   | -1   | -1   |              | 3.37            |
| 12   | 2A+1Lo+3S<        | <    | 7.59          | x -1.00 | -2 | -2   | -2   | -2   | -2   | -2   | -2   | -2   | -2   |              | 6.59            |
| 13   | CCoSp2            |      | 2.50          | 0.00    | 0  | 0    | 0    | 0    | 0    | 0    | 0    | 1    | 0    |              | 2.50            |
|  |                   |      | <b>66.41</b>  |         |    |      |      |      |      |      |      |      |      | <b>62.58</b> |                 |
| <b>Program Components</b>                              |                   |      | <b>Factor</b> |         |    |      |      |      |      |      |      |      |      |              |                 |
| Skating Skills   |                   |      | 2.00          |         |    | 6.75 | 6.25 | 5.50 | 6.50 | 6.50 | 5.75 | 6.50 | 5.50 | 7.00         | 6.25            |
| Transitions  |                   |      | 2.00          |         |    | 6.00 | 6.00 | 5.00 | 5.75 | 5.25 | 4.75 | 6.25 | 4.75 | 6.50         | 5.57            |
| Performance  |                   |      | 2.00          |         |    | 6.50 | 5.75 | 5.25 | 6.25 | 6.00 | 5.50 | 6.00 | 5.25 | 6.75         | 5.89            |
| Composition  |                   |      | 2.00          |         |    | 6.50 | 6.00 | 5.50 | 6.00 | 5.25 | 5.25 | 6.50 | 5.50 | 7.00         | 5.89            |
| Interpretation of the Music                            |                   |      | 2.00          |         |    | 6.50 | 6.00 | 5.00 | 6.00 | 5.00 | 5.25 | 6.25 | 5.00 | 6.75         | 5.71            |
| <b>Judges Total Program Component Score (factored)</b> |                   |      |               |         |    |      |      |      |      |      |      |      |      | <b>58.62</b> |                 |

|                   |  |             |
|-------------------|--|-------------|
| <b>Deductions</b> |  | <b>0.00</b> |
|-------------------|--|-------------|

< Under-rotated jump x Credit for highlight distribution, base value multiplied by 1.1

# ISU Four Continents Championships 2018

## MEN FREE SKATING JUDGES DETAILS PER SKATER

| Rank | Name              | Nation | Starting Number | Total Segment Score | Total Element Score | Total Program Score (factored) | Total Component Score (factored) | Total Deductions |
|------|-------------------|--------|-----------------|---------------------|---------------------|--------------------------------|----------------------------------|------------------|
| 21   | Abzal RAKIMGALIEV | KAZ    | 4               | 114.81              | 59.47               |                                | 56.34                            | 1.00             |

| #  | Executed Elements | Info | Base Value   | GOE     | J1   | J2   | J3   | J4   | J5   | J6   | J7   | J8   | J9   | Ref          | Scores of Panel |
|--|-------------------|------|--------------|---------|------|------|------|------|------|------|------|------|------|--------------|-----------------|
| 1  | 4S<<              | <<   | 4.40         | -1.70   | -2   | -2   | -3   | -3   | -3   | -2   | -2   | -3   | -2   |              | 2.70            |
| 2  | 3A                |      | 8.50         | -2.00   | -2   | -2   | -2   | -2   | -2   | -2   | -2   | -2   | -2   |              | 6.50            |
| 3  | 3T                |      | 4.30         | 0.40    | 1    | 1    | 0    | 0    | 0    | 1    | 1    | 2    | 0    |              | 4.70            |
| 4  | CCoSp4            |      | 3.50         | 0.50    | 2    | 2    | 0    | 1    | 0    | 0    | 1    | 2    | 1    |              | 4.00            |
| 5  | StSq2             |      | 2.60         | 0.43    | 1    | 1    | 1    | 1    | 0    | 0    | 1    | 1    | 1    |              | 3.03            |
| 6  | FCSp4             |      | 3.20         | 0.50    | 2    | 2    | 1    | 1    | 0    | 1    | 1    | 0    | 1    |              | 3.70            |
| 7  | 3A+2T             |      | 10.78        | x -2.00 | -1   | -2   | -2   | -2   | -3   | -2   | -2   | -2   | -2   |              | 8.78            |
| 8  | 3F                |      | 5.83         | x -1.90 | -2   | -3   | -3   | -3   | -2   | -3   | -3   | -2   | -3   |              | 3.93            |
| 9  | 3Lo<              | <    | 3.96         | x -2.10 | -3   | -3   | -3   | -3   | -3   | -3   | -3   | -3   | -3   |              | 1.86            |
| 10   | ChSq1             |      | 2.00         | 0.10    | 1    | 1    | 0    | 0    | 0    | -1   | 0    | 0    | 0    |              | 2.10            |
| 11   | 3T+1Lo+3S         |      | 10.12        | x -0.30 | 0    | 0    | 0    | -1   | -1   | 0    | 0    | -1   | -1   |              | 9.82            |
| 12   | 2A+2A+SEQ         |      | 5.81         | x -0.29 | 0    | 0    | 0    | -1   | 0    | -1   | -1   | -1   | -1   |              | 5.52            |
| 13   | CSSp4             |      | 3.00         | -0.17   | 1    | 0    | -1   | -1   | -1   | -1   | 0    | -1   | 0    |              | 2.83            |
|  |                   |      | <b>68.00</b> |         |      |      |      |      |      |      |      |      |      | <b>59.47</b> |                 |
| <b>Program Components</b>                              |                   |      |              | Factor  |      |      |      |      |      |      |      |      |      |              |                 |
| Skating Skills   |                   |      |              | 2.00    | 6.50 | 5.75 | 5.50 | 6.00 | 5.75 | 5.75 | 6.00 | 5.75 | 6.00 |              | 5.86            |
| Transitions  |                   |      |              | 2.00    | 6.00 | 5.25 | 5.25 | 5.50 | 5.00 | 5.25 | 5.75 | 4.75 | 5.75 |              | 5.39            |
| Performance  |                   |      |              | 2.00    | 6.25 | 5.75 | 5.75 | 5.75 | 5.50 | 5.25 | 6.25 | 5.00 | 5.75 |              | 5.71            |
| Composition  |                   |      |              | 2.00    | 6.50 | 5.50 | 5.50 | 5.75 | 5.25 | 6.25 | 5.75 | 4.75 | 6.00 |              | 5.71            |
| Interpretation of the Music                            |                   |      |              | 2.00    | 6.50 | 5.50 | 5.25 | 5.75 | 5.00 | 5.25 | 5.75 | 5.00 | 6.00 |              | 5.50            |
| <b>Judges Total Program Component Score (factored)</b> |                   |      |              |         |      |      |      |      |      |      |      |      |      | <b>56.34</b> |                 |

|                   |                 |              |
|-------------------|-----------------|--------------|
| <b>Deductions</b> | Falls: -1.00(1) | <b>-1.00</b> |
|-------------------|-----------------|--------------|

< Under-rotated jump << Downgraded jump x Credit for highlight distribution, base value multiplied by 1.1

| Rank | Name         | Nation | Starting Number | Total Segment Score | Total Element Score | Total Program Score (factored) | Total Component Score (factored) | Total Deductions |
|------|--------------|--------|-----------------|---------------------|---------------------|--------------------------------|----------------------------------|------------------|
| 22   | Sihyeong LEE | KOR    | 5               | 114.42              | 56.14               |                                | 58.28                            | 0.00             |

| #  | Executed Elements | Info | Base Value   | GOE     | J1   | J2   | J3   | J4   | J5   | J6   | J7   | J8   | J9   | Ref          | Scores of Panel |
|--|-------------------|------|--------------|---------|------|------|------|------|------|------|------|------|------|--------------|-----------------|
| 1  | 1A                |      | 1.10         | -0.03   | 0    | 0    | 0    | 0    | 0    | -1   | 0    | -1   | 0    |              | 1.07            |
| 2  | 3F+3T             |      | 9.60         | 0.70    | 1    | 1    | 1    | 0    | 1    | 1    | 1    | 2    | 1    |              | 10.30           |
| 3  | 3Lz+2T            |      | 7.30         | -0.10   | 0    | -1   | 0    | -1   | 0    | 0    | 0    | 0    | 0    |              | 7.20            |
| 4  | CCSp3             |      | 2.80         | -0.30   | -1   | -1   | 0    | -1   | -1   | -1   | -1   | -2   | -1   |              | 2.50            |
| 5  | StSq3             |      | 3.30         | 0.21    | 0    | 1    | 1    | 0    | 0    | 0    | 0    | 1    | 1    |              | 3.51            |
| 6  | 2A+1Lo+3S<        | <    | 7.59         | x -1.36 | -2   | -3   | -2   | -3   | -2   | -3   | -3   | -3   | -3   |              | 6.23            |
| 7  | 3Lz               |      | 6.60         | x 0.30  | 1    | 1    | 0    | 0    | 1    | 1    | 0    | -1   | 0    |              | 6.90            |
| 8  | 3F<               | <    | 4.07         | x -0.70 | 0    | -1   | -1   | -1   | -1   | -1   | -1   | -1   | -1   |              | 3.37            |
| 9  | CCoSp3V           |      | 2.50         | -0.04   | -1   | 1    | 0    | 0    | 0    | -1   | 0    | 0    | 0    |              | 2.46            |
| 10   | 3Lo<              | <    | 3.96         | x -0.70 | -1   | -1   | -1   | -2   | -1   | -1   | -1   | -1   | -1   |              | 3.26            |
| 11   | ChSq1             |      | 2.00         | 0.50    | 0    | 1    | 1    | 0    | 0    | 1    | 1    | 1    | 1    |              | 2.50            |
| 12   | 2A                |      | 3.63         | x 0.21  | 1    | 1    | 0    | 0    | 1    | 0    | 0    | 1    | 0    |              | 3.84            |
| 13   | FSSp4             |      | 3.00         | 0.00    | 0    | 0    | 0    | 0    | 0    | 0    | 0    | 0    | 0    |              | 3.00            |
|  |                   |      | <b>57.45</b> |         |      |      |      |      |      |      |      |      |      | <b>56.14</b> |                 |
| <b>Program Components</b>                              |                   |      |              | Factor  |      |      |      |      |      |      |      |      |      |              |                 |
| Skating Skills   |                   |      |              | 2.00    | 6.25 | 6.00 | 5.50 | 6.25 | 6.00 | 6.00 | 6.00 | 5.75 | 6.25 |              | 6.04            |
| Transitions  |                   |      |              | 2.00    | 6.00 | 6.00 | 5.25 | 5.50 | 5.50 | 5.50 | 5.75 | 5.25 | 5.50 |              | 5.57            |
| Performance  |                   |      |              | 2.00    | 6.25 | 5.75 | 5.75 | 5.75 | 6.00 | 6.00 | 5.75 | 5.50 | 5.75 |              | 5.82            |
| Composition  |                   |      |              | 2.00    | 6.50 | 6.00 | 5.25 | 5.75 | 5.75 | 6.00 | 6.25 | 5.50 | 6.00 |              | 5.89            |
| Interpretation of the Music                            |                   |      |              | 2.00    | 6.25 | 6.00 | 5.75 | 6.00 | 5.50 | 5.50 | 6.25 | 5.50 | 5.75 |              | 5.82            |
| <b>Judges Total Program Component Score (factored)</b> |                   |      |              |         |      |      |      |      |      |      |      |      |      | <b>58.28</b> |                 |

|                   |  |             |
|-------------------|--|-------------|
| <b>Deductions</b> |  | <b>0.00</b> |
|-------------------|--|-------------|

< Under-rotated jump x Credit for highlight distribution, base value multiplied by 1.1

# ISU Four Continents Championships 2018

## MEN FREE SKATING JUDGES DETAILS PER SKATER

| Rank | Name         | Nation | Starting Number | Total Segment Score | Total Element Score | Total Program Score (factored) | Total Component Score (factored) | Total Deductions |
|------|--------------|--------|-----------------|---------------------|---------------------|--------------------------------|----------------------------------|------------------|
| 23   | Andrew DODDS | AUS    | 9               | 114.12              | 47.78               |                                | 68.34                            | 2.00             |

| #  | Executed Elements | Info | Base Value   | GOE     | J1   | J2   | J3   | J4   | J5   | J6   | J7   | J8   | J9   | Ref | Scores of Panel |
|--|-------------------|------|--------------|---------|------|------|------|------|------|------|------|------|------|-----|-----------------|
| 1  | 3Lz+2T+2Lo        |      | 9.10         | -0.30   | 1    | -1   | 0    | 0    | 0    | -1   | 0    | -1   | -1   |     | 8.80            |
| 2  | 1Lo               |      | 0.50         | -0.03   | 0    | 0    | 0    | -1   | -1   | 0    | 0    | -1   | 0    |     | 0.47            |
| 3  | 3F                |      | 5.30         | -2.10   | 1    | -3   | -3   | -3   | -3   | -3   | -3   | -3   | -3   |     | 3.20            |
| 4  | FCCoSp4           |      | 3.50         | 1.00    | 1    | 2    | 2    | 2    | 2    | 2    | 2    | 3    | 2    |     | 4.50            |
| 5  | StSq3             |      | 3.30         | 0.86    | 1    | 2    | 2    | 2    | 1    | 2    | 2    | 2    | 1    |     | 4.16            |
| 6  | 2A                |      | 3.63         | x 0.71  | 1    | 2    | 1    | 1    | 2    | 2    | 2    | 1    | 1    |     | 4.34            |
| 7  | 3Lz               |      | 6.60         | x 0.80  | 1    | 1    | 1    | 1    | 2    | 1    | 1    | 2    | 1    |     | 7.40            |
| 8  | 3F+REP            |      | 4.08         | x -2.10 | -3   | -3   | -3   | -3   | -3   | -3   | -3   | -3   | -3   |     | 1.98            |
| 9  | ChSq1             |      | 2.00         | 1.10    | 1    | 1    | 1    | 2    | 2    | 2    | 2    | 2    | 1    |     | 3.10            |
| 10   | 1S                |      | 0.44         | x -0.04 | 0    | 0    | -2   | -1   | 0    | -1   | 0    | -1   | 0    |     | 0.40            |
| 11   | 2A                |      | 3.63         | x -0.36 | 0    | 0    | -1   | -1   | 0    | -1   | -1   | -1   | -1   |     | 3.27            |
| 12   | CSSp3             |      | 2.60         | -0.30   | -1   | -1   | 0    | -1   | -1   | -1   | -1   | -2   | -1   |     | 2.30            |
| 13   | CCoSp4            |      | 3.50         | 0.36    | 0    | 1    | 1    | 0    | 0    | 1    | 1    | 2    | 1    |     | 3.86            |
|  |                   |      | <b>48.18</b> |         |      |      |      |      |      |      |      |      |      |     | <b>47.78</b>    |
| <b>Program Components</b>                              |                   |      |              | Factor  |      |      |      |      |      |      |      |      |      |     |                 |
| Skating Skills   |                   |      |              | 2.00    | 6.75 | 6.50 | 6.25 | 7.25 | 6.75 | 7.00 | 6.75 | 7.25 | 7.00 |     | 6.86            |
| Transitions  |                   |      |              | 2.00    | 6.50 | 6.50 | 6.25 | 6.75 | 6.50 | 7.50 | 6.75 | 7.00 | 6.50 |     | 6.64            |
| Performance  |                   |      |              | 2.00    | 6.50 | 6.75 | 6.75 | 6.75 | 6.50 | 6.75 | 6.75 | 6.50 | 6.50 |     | 6.64            |
| Composition  |                   |      |              | 2.00    | 7.00 | 6.50 | 6.75 | 7.00 | 6.75 | 7.75 | 7.25 | 6.75 | 6.75 |     | 6.89            |
| Interpretation of the Music                            |                   |      |              | 2.00    | 7.00 | 7.00 | 7.00 | 7.25 | 6.75 | 7.50 | 7.25 | 7.50 | 7.00 |     | 7.14            |
| <b>Judges Total Program Component Score (factored)</b> |                   |      |              |         |      |      |      |      |      |      |      |      |      |     | <b>68.34</b>    |

|                   |                 |              |
|-------------------|-----------------|--------------|
| <b>Deductions</b> | Falls: -2.00(2) | <b>-2.00</b> |
|-------------------|-----------------|--------------|

x Credit for highlight distribution, base value multiplied by 1.1 REP Jump repetition

| Rank | Name                | Nation | Starting Number | Total Segment Score | Total Element Score | Total Program Score (factored) | Total Component Score (factored) | Total Deductions |
|------|---------------------|--------|-----------------|---------------------|---------------------|--------------------------------|----------------------------------|------------------|
| 24   | Leslie Man Cheuk IP | HKG    | 1               | 96.43               | 47.07               |                                | 50.36                            | 1.00             |

| #  | Executed Elements | Info | Base Value   | GOE     | J1   | J2   | J3   | J4   | J5   | J6   | J7   | J8   | J9   | Ref | Scores of Panel |
|--|-------------------|------|--------------|---------|------|------|------|------|------|------|------|------|------|-----|-----------------|
| 1  | 2A                |      | 3.30         | -1.00   | -2   | -2   | -2   | -2   | -2   | -2   | -2   | -2   | -2   |     | 2.30            |
| 2  | 3Lo+2T            |      | 6.40         | 0.20    | 0    | 0    | 0    | 0    | 1    | 1    | 0    | 1    | 0    |     | 6.60            |
| 3  | 3Fe               | e    | 3.70         | -1.40   | -2   | -2   | -2   | -2   | -2   | -1   | -2   | -2   | -2   |     | 2.30            |
| 4  | FSSp4             |      | 3.00         | 0.50    | 1    | 1    | 1    | 1    | 0    | 1    | 1    | 1    | 1    |     | 3.50            |
| 5  | StSq2             |      | 2.60         | 0.07    | 0    | 1    | 0    | 0    | 1    | 0    | 0    | 0    | 0    |     | 2.67            |
| 6  | 2Lz               |      | 2.31         | x -0.13 | 0    | 0    | 0    | -1   | -1   | 0    | 0    | -1   | -1   |     | 2.18            |
| 7  | 2A+3T<            | <    | 6.93         | x -0.93 | -2   | -1   | -2   | -2   | -2   | -1   | -2   | -2   | -2   |     | 6.00            |
| 8  | 3Lo               |      | 5.61         | x -0.50 | 0    | 0    | -1   | -1   | 0    | -1   | -1   | -1   | -1   |     | 5.11            |
| 9  | 3Lz               |      | 6.60         | x -2.10 | -3   | -3   | -3   | -3   | -3   | -3   | -3   | -3   | -3   |     | 4.50            |
| 10   | FCCoSp3           |      | 3.00         | 0.00    | 0    | 0    | 0    | 0    | -1   | 0    | 0    | 0    | 0    |     | 3.00            |
| 11   | 2T+1Lo+2S         |      | 3.41         | x 0.00  | 0    | 0    | 0    | -1   | 0    | 0    | 0    | 0    | 0    |     | 3.41            |
| 12   | ChSq1             |      | 2.00         | -0.07   | 0    | 0    | -2   | 0    | 0    | 1    | 0    | -1   | 0    |     | 1.93            |
| 13   | CCoSp4            |      | 3.50         | 0.07    | 1    | 0    | 0    | 0    | 0    | 0    | 0    | 1    | 0    |     | 3.57            |
|  |                   |      | <b>52.36</b> |         |      |      |      |      |      |      |      |      |      |     | <b>47.07</b>    |
| <b>Program Components</b>                              |                   |      |              | Factor  |      |      |      |      |      |      |      |      |      |     |                 |
| Skating Skills   |                   |      |              | 2.00    | 5.75 | 5.25 | 5.50 | 5.25 | 5.50 | 5.50 | 5.00 | 5.25 | 5.25 |     | 5.36            |
| Transitions  |                   |      |              | 2.00    | 5.50 | 4.75 | 4.75 | 4.50 | 4.75 | 5.00 | 4.50 | 4.50 | 4.75 |     | 4.71            |
| Performance  |                   |      |              | 2.00    | 6.00 | 5.25 | 5.00 | 4.75 | 5.25 | 5.50 | 4.50 | 4.75 | 5.00 |     | 5.07            |
| Composition  |                   |      |              | 2.00    | 5.75 | 5.00 | 4.75 | 4.50 | 5.00 | 5.75 | 4.75 | 5.25 | 5.25 |     | 5.11            |
| Interpretation of the Music                            |                   |      |              | 2.00    | 5.75 | 5.25 | 5.00 | 4.50 | 4.75 | 5.25 | 4.25 | 4.75 | 5.00 |     | 4.93            |
| <b>Judges Total Program Component Score (factored)</b> |                   |      |              |         |      |      |      |      |      |      |      |      |      |     | <b>50.36</b>    |

|                   |                 |              |
|-------------------|-----------------|--------------|
| <b>Deductions</b> | Falls: -1.00(1) | <b>-1.00</b> |
|-------------------|-----------------|--------------|

< Under-rotated jump x Credit for highlight distribution, base value multiplied by 1.1 e Wrong edge



## Farewell

For the Chinese Taipei Skating Union and the Organizing Committee, it has been a great honour to host this ISU Four Continents Figure Skating Championships 2018 just right before the Olympic Winter Games in PyeongChang.

The 103 skaters from 15 ISU Members showed with their performances one more time the beauty of our sport. To all skaters, the best of luck for the remaining skating season. To those skaters, who will compete at the Olympic Winter Games in PyeongChang, we wish you an unforgettable Olympic experience.

On behalf of the Organizing Committee we are glad to have the opportunity to thank all those who made this event successful. We like specially thank our over 300 volunteers for their great contribution. Without their efforts and commitment the event could not have been organized.

At the same time, we thank the International Skating Union for their trust in our organisation skills as well as all the ISU Sponsors, Officials, Judges and TV partners for their support during this ISU Four Continents Figure Skating Championships 2018.

As this Championships has come to a close, we are already excited to host other ISU Events in the future and hope we will see many of you back here in Taipei City.

We wish all of you a safe journey home and hope you will take some great memories with you.

Taipei City, January 27, 2018

**Mr. Jan-Tar Wang**  
President  
Chinese Taipei Skating Union

**Mr. Eddy Wu**  
Executive Officer  
Organizing Committee

Official ISU Sponsors

