


ISU European Figure

Skating Championships® 2023

25.-29.1.2023 | Espoo Metro Areena



PROTOCOL

OFFICIAL ISU SPONSORS



CITIZEN

GUINOT
INSTITUT • PARIS



MARY COHR
PARIS



Protocol
of the
ISU European Figure Skating Championships 2023
organized by
Finnish Figure Skating Association
with the authorization of the
International Skating Union
held in
Espoo, Finland
January 23 – 29, 2023

The events of the Championships 2023 took place at the

”Espoo Metro Arena”

an artificial and heated indoor ice surface.

Official ISU Sponsors



CITIZEN



KOSÉ



MARY COHR
PARIS



International Skating Union (ISU)

Council

President: Jae Youl Kim Republic of Korea

1st Vice President

Speed Skating: Tron Espeli Norway

Vice President

Figure Skating: Benoit Lavoie Canada

Members

Figure Skating: Patricia St. Peter USA
Tatsuro Matsumura Japan
Susanna Rahkamo Finland
György Elek Hungary
Maria Teresa Samaranch Spain

Speed Skating: Suwanna Silpa-Archa Thailand
Sergio Anesi Italy
Stoytcho G. Stoytchev Bulgaria
Alexander Kibalko Russia
Albert Hazelhoff Netherlands

Athletes Representative: Eric Radford Canada

Director General: Fredi Schmid Switzerland
Treasurer: Ulrich Linder Switzerland
Legal Advisors: Michael Geistlinger Austria

Figure Skating Technical Sports Director: Charles Z. Cyr USA
Speed Skating Technical Sports Director: Hugo Herrnhof Italy

Technical Committees

Single & Pair Skating

Chairperson: Fabio Bianchetti Italy
Members: Leena Laaksonen Finland
Yukiko Okabe Japan
Emilie Billow Sweden
Susan Lynch Australia
Appointed Skater: Han Cong China
Appointed Coach: Patrick Meier Switzerland

Ice Dance

Chairperson: Shawn Rettstatt USA
Members: Hilary Selby Great Britain
David Molina France
Ingrid Charlotte Wolter Germany
Appointed Skater: Kaitlyn Weaver Canada
Appointed Coach: Alper Uçar Türkiye

Synchronized Skating

Chairperson: Philippe Maitrot France
Members: Petra Tyrbo Sweden
Lois Long USA
Nina Bischoff Switzerland
Appointed Skater: Ida Hellström Finland
Appointed Coach: Cathy Dalton Canada

Official ISU Sponsors



CITIZEN



MARY COHR
PARIS

TIME SCHEDULE

Date	Time	Event
Monday, January 23	All day	Official Practice
	16:00	1st Team Leaders Meeting
	17:45	Medical Meeting
Tuesday, January 24	All day	Official Practice
	09:00	Referees and Technical Controllers Meeting
	20:00	ISU and Judges Dinner
Wednesday, January 25	13:15	PAIRS – Short Program
	16:45	Opening Ceremony on Ice
	17:40	MEN – Short Program
Thursday, January 26	10:00	2nd Team Leaders Meeting
	13:35	WOMEN – Short Program
	19:25	PAIRS– Free Skating
Friday, January 27	13:15	ICE DANCE - Rhythm Dance
	18:00	MEN – Free Skating
Saturday, January 28	13:00	WOMEN – Free Skating
	18:30	ICE DANCE – Free Dance
Sunday, January 29	15:30	Gala Exhibition
	20:00	Closing Banquet



Appointed ISU Event Officials

ISU Representative: Ms. Susanna RAHKAMO

ISU Medical Advisor: Mr. Joel C. SHOBE

ISU Assistant Event Manager: Ms. Julia DEGENHARDT

ISU Regional Assistant Event Manager: Mr. Margus HERNITS
Ms. Yulia LEVSHUNOVA

MEN

Referee Mr. Philippe MERIGUET
Technical Controller Ms. Yukiko OKABE
Technical Specialist Ms. Vera VANDECAVEYE
Technical Specialist Mr. Filip STILLER BOROWICZ
Data Operator Mr. Martin PAULMICHL
Replay Operator Ms. Daiana ALLEN

WOMEN

Referee Ms. Saioa SANCHO
Technical Controller Ms. Lise Rosto JENSEN
Technical Specialist Ms. Merja HUTTUNEN
Technical Specialist Ms. Masako KAWAI
Data Operator Ms. Daiana ALLEN
Replay Operator Mr. Martin PAULMICHL

PAIRS

Referee Mr. Pekka LESKINEN
Technical Controller Mr. Fabio BIANCHETTI
Technical Specialist Mr. Sarkis TEWANIAN
Technical Specialist Ms. Dana GRAHAM
Data Operator Mr. Martin PAULMICHL
Replay Operator Ms. Daiana ALLEN

ICE DANCE

Referee Mr. Csaba BALINT
Technical Controller Mr. Shawn RETTSTATT
Technical Specialist Ms. Marie BOWNESS
Technical Specialist Ms. Joanna BUDNER-SZUMAN
Data Operator Ms. Daiana ALLEN
Replay Operator Mr. Martin PAULMICHL





ISU European Championships 2023

Participating ISU Members and Entries

Member		Men	Women	Pairs	Ice Dance	Total
Armenia	ARM	0	0	0	1	2
Austria	AUT	1	1	1	0	4
Azerbaijan	AZE	0	0	0	1	2
Belgium	BEL	0	2	0	0	2
Bulgaria	BUL	1	1	0	0	2
Croatia	CRO	1	0	0	0	1
Cyprus	CYP	0	1	0	0	1
Czech Republic	CZE	2	1	1	1	7
Spain	ESP	1	0	0	0	1
Estonia	EST	1	2	0	0	3
Finland	FIN	1	1	0	1	4
France	FRA	2	1	1	2	9
Great Britain	GBR	1	1	1	1	6
Georgia	GEO	2	1	0	1	5
Germany	GER	1	1	2	1	8
Greece	GRE	0	1	0	0	1
Hungary	HUN	1	1	1	1	6
Ireland	IRL	1	0	0	0	1
Israel	ISR	1	0	0	1	3
Italy	ITA	3	1	3	2	14
Latvia	LAT	1	1	0	1	4
Lithuania	LTU	0	1	0	2	5
Moldova	MDA	0	1	0	0	1
Monaco	MON	1	0	0	0	1
Netherlands	NED	0	1	1	1	5
Norway	NOR	0	1	0	1	3
Poland	POL	1	1	0	1	4
Romania	ROU	0	1	0	0	1
Slovenia	SLO	1	1	0	0	2
Serbia	SRB	0	1	0	0	1
Switzerland	SUI	1	2	0	1	5
Slovakia	SVK	1	1	0	1	4
Sweden	SWE	1	1	1	0	4
Turkiye	TUR	1	0	0	0	1
Ukraine	UKR	1	1	1	2	8
		29	30	13	23	131
Nations		24	27	10	19	35

26/01/2023 11:30:35 UTC

Official ISU Sponsors



CITIZEN



KOSÉ



MARY COHR
PARIS



ISU EUROPEAN FIGURE SKATING CHAMPIONSHIPS 2023 ORGANIZING COMMITTEE

Members	Chairman	Janne Korhonen Sini Aarnio-Kurki Nina Dahlström-Weber Virpi Hurri Marko Laaksonen Marie Lundmark Jouko Pitkänen Mika Saarelainen Nina Salmela-Mäkelä
	General Secretary	Outi Wuorenheimo
	Deputy general secretary	Minna Fernelius
	Competition Directors	Sanna Eklund, Mona Mervasto
	Technical Director	Seppo Vickholm
	Media	Salla Mäkelä

OTHER KEY PERSONS

Officials' services	Anu Sormunen
Accreditation service	Annika Arvonen, Nina Gustafsson, Sirkka Kiilamo
Competition office	Suvi Peussa, Teemu Hintikka
Announcer	Paula Luopio-Lemetyinen, Jussi Salminen
Music	Jenni Honkila
Medical	Katja Melander
Transportation	Elina Kalminen
Skate sharpening	Lucky Skate Oy
Award ceremonies	Laura Westerberg
Gala Exhibition	Helena Tienhaara, Beata Leppilampi
IT support	Datalatu Oy
Logistics	Timo Louhelainen
Gate and Kiss & Cry	Anna-Sofia Isosomppi, Ida Hellström
Volunteers, customer info	Raisa Brandt
Volunteer Lounge	Liisa Jankkari
Hospitality	Lena Hedström

Official ISU Sponsors



CITIZEN



MARY COHR
PARIS



PAIRS

Espoo Metro Arena	25 JAN 2023	13:15	Short Program
	26 JAN 2023	19:25	Free Skating

Size of Skating Arena:	30m*60m
Ice Conditions:	very good
Number of Entries:	13
Number of Participants:	13

Entry Withdrawn:

Short Program		
Duration:	2:40 +/- 10 seconds	
Segment Factor:	1.00	
Program Component Factors:	Composition	1.33
	Presentation	1.33
	Skating Skills	1.33

Free Skating		
Duration:	4:00 +/- 10 seconds	
Segment Factor:	1.00	
Program Component Factors:	Composition	2.67
	Presentation	2.67
	Skating Skills	2.67



Podium Pairs



1st place

Sara CONTI / Niccolò MACII

ITA

2nd place

Rebecca GHILARDI / Filippo AMBROSINI

ITA

3rd place

Annika HOCKE / Robert KUNKEL

GER

Official ISU Sponsors



RESULTS

PAIRS

Pl.	Name	Nation	Total Score	SP	FS
1	Sara CONTI / Niccolo MACII	ITA	195.13	1	2
2	Rebecca GHILARDI / Filippo AMBROSINI	ITA	186.96	5	1
3	Annika HOCKE / Robert KUNKEL	GER	184.26	2	3
4	Alisa EFIMOVA / Ruben BLOMMAERT	GER	173.66	3	5
5	Maria PAVLOVA / Alexei SVIATCHENKO	HUN	172.98	6	4
6	Camille KOVALEV / Pavel KOVALEV	FRA	169.94	4	6
7	Lucrezia BECCARI / Matteo GUARISE	ITA	152.54	8	7
8	Nika OSIPOVA / Dmitry EPSTEIN	NED	148.94	7	9
9	Violetta SIEROVA / Ivan KHOBTA	UKR	143.72	10	8
10	Anastasia VAIPAN-LAW / Luke DIGBY	GBR	137.49	9	10
11	Federica SIMIOLI / Alessandro ZARBO	CZE	134.02	11	11
12	Sophia SCHALLER / Livio MAYR	AUT	132.30	12	12
13	Greta CRAFOORD / John CRAFOORD	SWE	125.86	13	13

Mr. Pekka LESKINEN, ISU
Referee

Mr. Fabio BIANCHETTI, ISU
Technical Controller

Legend:		
SP Short Program	FS Free Skating	Pl. Place



RESULTS
PAIRS SHORT PROGRAM

Pl.	Name	Nation	Total Segment Score
1	Sara CONTI / Niccolo MACII	ITA	70.45
2	Annika HOCKE / Robert KUNKEL	GER	67.08
3	Alisa EFIMOVA / Ruben BLOMMAERT	GER	62.77
4	Camille KOVALEV / Pavel KOVALEV	FRA	62.46
5	Rebecca GHILARDI / Filippo AMBROSINI	ITA	59.48
6	Maria PAVLOVA / Alexei SVIATCHENKO	HUN	57.97
7	Nika OSIPOVA / Dmitry EPSTEIN	NED	54.16
8	Lucrezia BECCARI / Matteo GUARISE	ITA	53.29
9	Anastasia VAIPAN-LAW / Luke DIGBY	GBR	49.43
10	Violetta SIEROVA / Ivan KHOBTA	UKR	47.53
11	Federica SIMIOLI / Alessandro ZARBO	CZE	46.68
12	Sophia SCHALLER / Livio MAYR	AUT	45.40
13	Greta CRAFOORD / John CRAFOORD	SWE	42.55



Mr. Pekka LESKINEN, ISU
Referee



Mr. Fabio BIANCHETTI, ISU
Technical Controller



PANEL OF JUDGES

PAIRS SHORT PROGRAM

Officials

Technical Controller	Mr. Fabio BIANCHETTI	ISU
Technical Specialist	Mr. Sarkis TEWANIAN	ISU
Technical Specialist	Ms. Dana GRAHAM	ISU

Judges

Referee	Mr. Pekka LESKINEN	ISU
Judge No. 1	Ms. Sanda DUBRAVCIC SIMUNJAK	ISU
Judge No. 2	Ms. Natalia KRUGLOVA	ISU
Judge No. 3	Ms. Laila DAVIDSSON	ISU
Judge No. 4	Ms. Katalin BALCZO	ISU
Judge No. 5	Ms. Claudia BRAMBATI	ISU
Judge No. 6	Ms. Vera TAUCHMANOVA	ISU
Judge No. 7	Ms. Kerstin KIMMINUS	ISU
Judge No. 8	Ms. Pia ALHONEN	ISU
Judge No. 9	Ms. Tineke POSNO	ISU

Data/Replay Operator

Data Operator	Mr. Martin PAULMICHL	ISU
Replay Operator	Ms. Daiana ALLEN	ISU



JUDGES DETAILS PER SKATER
PAIRS SHORT PROGRAM

Rank	Name	Nation	Starting Number	Total Segment Score	Total Element Score	Total Program Component Score (factored)						Total Deductions					
1	Sara CONTI / Niccolo MACII	ITA	12	70.45	39.59	30.86						0.00					
#	Executed Elements	Info	Base Value	GOE	J1	J2	J3	J4	J5	J6	J7	J8	J9	Ref.	Scores of Panel		
1	3Tw2		5.40	0.54	1	3	2	2	-1	2	-2	1	0		5.94		
2	3LoTh		5.00	0.79	2	1	1	1	2	2	1	2	3		5.79		
3	3S		4.30	0.61	1	2	2	1	1	2	1	1	2		4.91		
4	5RLi4		7.00	1.60	3	3	2	2	2	2	2	2	4		8.60		
5	StSq4		3.90	1.11	3	3	3	3	3	2	3	2	3		5.01		
6	BiDs4		4.00	1.09	3	3	2	3	3	2	2	3	3		5.09		
7	CCoSp4		3.50	0.75	2	3	1	3	2	2	1	2	3		4.25		
			33.10												39.59		
Program Components			Factor														
Composition			1.33	8.00	7.75	7.50	8.25	8.25	7.25	7.75	7.25	8.00	7.00	7.25	7.50	8.00	7.79
Presentation			1.33	8.50	7.75	7.25	8.50	7.75	7.25	7.25	7.25	7.25	7.25	8.25		7.71	
Skating Skills			1.33	8.00	7.75	7.25	8.25	8.00	7.00	7.25	7.50	8.50				7.71	
Judges Total Program Component Score (factored)																30.86	
Deductions:															0.00		

Rank	Name	Nation	Starting Number	Total Segment Score	Total Element Score	Total Program Component Score (factored)						Total Deductions				
2	Annika HOCHE / Robert KUNKEL	GER	11	67.08	36.45	30.63						0.00				
#	Executed Elements	Info	Base Value	GOE	J1	J2	J3	J4	J5	J6	J7	J8	J9	Ref.	Scores of Panel	
1	3Tw2		5.40	1.23	2	3	3	3	2	2	0	3	1		6.63	
2	3S<	<	3.44	-1.48	-5	-5	-3	-4	-5	-4	-3	-4	-5		1.96	
3	3LoTh		5.00	1.36	3	2	3	3	2	3	2	4	3		6.36	
4	5RLi3		6.60	1.60	2	3	2	3	2	2	3	3	2		8.20	
5	BiDs3		3.70	0.90	2	2	2	4	2	2	2	3	4		4.60	
6	CCoSp4		3.50	1.00	2	4	3	3	2	1	3	4	3		4.50	
7	StSq3		3.30	0.90	2	3	3	3	2	2	3	3	3		4.20	
			30.94												36.45	
Program Components			Factor													
Composition			1.33	7.75	7.50	7.50	8.00	7.50	7.50	7.50	7.50	8.25	7.75			7.64
Presentation			1.33	7.25	7.50	7.75	8.25	7.25	7.50	7.75	7.75	8.25	7.50			7.64
Skating Skills			1.33	7.50	7.50	7.50	8.00	7.25	7.75	7.75	8.25	8.25				7.75
Judges Total Program Component Score (factored)																30.63
Deductions:															0.00	

Rank	Name	Nation	Starting Number	Total Segment Score	Total Element Score	Total Program Component Score (factored)						Total Deductions				
3	Alisa EFIMOVA / Ruben BLOMMAERT	GER	7	62.77	34.19	28.58						0.00				
#	Executed Elements	Info	Base Value	GOE	J1	J2	J3	J4	J5	J6	J7	J8	J9	Ref.	Scores of Panel	
1	3Tw3		5.70	1.14	2	2	2	2	2	2	3	2	2		6.84	
2	3LoTh		5.00	1.21	2	2	3	3	3	1	3	2	2		6.21	
3	BiDs3		3.70	0.90	2	3	3	2	2	2	2	3	3		4.60	
4	3T		4.20	-0.42	-2	-1	0	-1	-1	-1	-2	0	-1		3.78	
5	CCoSp2		2.50	0.07	-1	0	0	0	1	-1	1	1	1		2.57	
6	StSq4		3.90	0.89	2	1	2	3	2	2	3	2	3		4.79	
7	5ALiB		5.40	0.00	2	-2	0	2	-1	-1	0	-1	1		5.40	
			30.40												34.19	
Program Components			Factor													
Composition			1.33	7.00	6.50	7.00	7.25	7.25	7.00	7.50	7.50	7.50	7.50			7.21
Presentation			1.33	7.50	6.25	6.75	7.25	7.00	7.00	7.25	7.25	7.25	7.00			7.07
Skating Skills			1.33	7.25	6.50	7.00	7.25	7.00	7.25	7.50	7.75	7.25				7.21
Judges Total Program Component Score (factored)																28.58
Deductions:															0.00	

JUDGES DETAILS PER SKATER
PAIRS SHORT PROGRAM

Rank	Name	Nation	Starting Number	Total Segment Score	Total Element Score	Total Program Component Score (factored)						Total Deductions						
4	Camille KOVALEV / Pavel KOVALEV	FRA	10	62.46	33.57	28.89						0.00						
#	Executed Elements	Info	Base Value	GOE	J1	J2	J3	J4	J5	J6	J7	J8	J9	Ref.	Scores of Panel			
1	3Tw1		5.10	-0.22	-2	1	1	0	-1	0	0	-2	-1		4.88			
2	3T		4.20	-1.14	-3	-3	-3	-3	-3	-2	-2	-3	-2		3.06			
3	5ALi4		7.00	1.20	1	2	2	3	1	1	2	2	2		8.20			
4	3STh		4.40	0.75	2	1	2	2	2	1	1	2	3		5.15			
5	BiDs2		3.40	0.49	0	1	2	3	1	2	0	2	2		3.89			
6	StSq3		3.30	0.94	2	3	3	4	3	3	2	3	3		4.24			
7	FCoSp4		3.50	0.65	1	2	1	2	2	2	2	2	2		4.15			
			30.90												33.57			
Program Components			Factor															
Composition			1.33	6.75	7.25	7.00	7.75	7.25	7.50	7.25	8.00	7.00				7.29		
Presentation			1.33	6.50	7.25	7.00	7.75	7.00	7.50	7.25	7.50	7.25	7.50	7.25				7.25
Skating Skills			1.33	6.75	7.50	6.75	7.50	7.25	7.25	7.00	7.00	7.50				7.18		
Judges Total Program Component Score (factored)																28.89		
Deductions:													0.00					

Rank	Name	Nation	Starting Number	Total Segment Score	Total Element Score	Total Program Component Score (factored)						Total Deductions					
5	Rebecca GHILARDI / Filippo AMBROSINI	ITA	13	59.48	30.92	29.56						-1.00					
#	Executed Elements	Info	Base Value	GOE	J1	J2	J3	J4	J5	J6	J7	J8	J9	Ref.	Scores of Panel		
1	3Tw4		6.00	1.37	2	3	4	4	1	2	0	3	1		7.37		
2	1A*	*	0.00	0.00	-	-	-	-	-	-	-	-	-		0.00		
3	5RLi4		7.00	2.00	3	3	3	3	2	3	2	3	3		9.00		
4	3LzTh		5.30	-1.06	-5	-2	-3	-2	-2	-1	-3	-1	-1		4.24		
5	BiDs3		3.70	1.00	3	3	2	3	3	2	2	3	3		4.70		
6	CCoSp4		3.50	0.05	-1	2	0	0	0	-1	-1	1	2		3.55		
7	StSq4	F	3.90	-1.84	-5	-5	-4	-5	-4	-4	-5	-5	-5		2.06		
			29.40												30.92		
Program Components			Factor														
Composition			1.33	7.75	7.25	7.25	8.00	7.75	7.00	7.25	7.75	7.75	7.75				7.54
Presentation			1.33	7.50	7.00	6.75	7.75	7.25	7.00	6.75	7.50	7.25				7.18	
Skating Skills			1.33	7.50	7.50	7.00	7.75	7.75	7.25	6.75	8.00	7.75				7.50	
Judges Total Program Component Score (factored)																29.56	
Deductions:				Falls	-1.00 (1)										-1.00		

Rank	Name	Nation	Starting Number	Total Segment Score	Total Element Score	Total Program Component Score (factored)						Total Deductions				
6	Maria PAVLOVA / Alexei SVIATCHENKO	HUN	1	57.97	33.98	23.99						0.00				
#	Executed Elements	Info	Base Value	GOE	J1	J2	J3	J4	J5	J6	J7	J8	J9	Ref.	Scores of Panel	
1	3Tw4		6.00	0.17	-2	0	1	1	0	1	1	-1	0		6.17	
2	3LzTh		5.30	0.98	3	2	2	3	1	2	2	1	1		6.28	
3	3T		4.20	0.54	2	2	1	3	1	1	1	1	1		4.74	
4	BiDs1		3.10	0.00	1	0	0	2	-1	0	0	-1	0		3.10	
5	StSq2		2.60	0.11	0	1	0	2	1	0	0	0	1		2.71	
6	5RLi3		6.60	0.38	2	1	0	2	-1	0	0	0	1		6.98	
7	CCoSp4		3.50	0.50	1	1	2	1	2	0	1	2	2		4.00	
			31.30												33.98	
Program Components			Factor													
Composition			1.33	6.25	6.50	5.50	7.00	5.75	6.25	6.25	5.50	6.25				6.11
Presentation			1.33	5.50	6.50	5.25	6.75	5.50	6.00	6.00	5.50	6.00				5.86
Skating Skills			1.33	6.00	6.50	5.25	7.00	5.50	6.00	6.00	6.00	6.00				6.07
Judges Total Program Component Score (factored)																23.99
Deductions:													0.00			

JUDGES DETAILS PER SKATER
PAIRS SHORT PROGRAM

Rank	Name	Nation	Starting Number	Total Segment Score	Total Element Score	Total Program Component Score (factored)						Total Deductions				
7	Nika OSIPOVA / Dmitry EPSTEIN	NED	8	54.16	30.59	24.57						-1.00				
#	Executed Elements	Info	Base Value	GOE	J1	J2	J3	J4	J5	J6	J7	J8	J9	Ref.	Scores of Panel	
1	3Tw2		5.40	0.46	-2	1	2	-1	2	1	0	3	1		5.86	
2	3FTh		5.30	1.06	2	2	2	2	2	2	3	2	2		6.36	
3	3Tq	F	4.20	-2.10	-5	-5	-5	-5	-5	-5	-5	-5	-5		2.10	
4	5ALi3		6.60	0.85	1	2	1	1	0	1	2	1	2		7.45	
5	BiDs1		3.10	0.27	0	1	1	1	0	2	1	1	1		3.37	
6	StSq2		2.60	0.26	1	1	0	1	1	1	1	1	1		2.86	
7	CCoSp4V		2.63	-0.04	-1	1	0	0	1	0	-1	-1	0		2.59	
			29.83												30.59	
Program Components			Factor													
Composition			1.33	5.75	6.25	6.25	6.50	6.25	6.25	6.50	6.25	6.50	6.25	6.50		6.32
Presentation			1.33	5.00	6.00	6.00	6.00	6.00	6.25	6.00	6.00	6.00	6.00	6.75		6.04
Skating Skills			1.33	5.25	6.25	6.00	6.25	6.00	6.25	6.25	6.25	5.75	6.50		6.11	
Judges Total Program Component Score (factored)																24.57
Deductions:			Falls -1.00 (1)													-1.00

Rank	Name	Nation	Starting Number	Total Segment Score	Total Element Score	Total Program Component Score (factored)						Total Deductions				
8	Lucrezia BECCARI / Matteo GUARISE	ITA	3	53.29	29.20	24.09						0.00				
#	Executed Elements	Info	Base Value	GOE	J1	J2	J3	J4	J5	J6	J7	J8	J9	Ref.	Scores of Panel	
1	3Tw3		5.70	0.08	1	-2	0	0	-1	1	0	0	1		5.78	
2	3T<<	<<	1.30	-0.65	-5	-5	-5	-5	-5	-5	-5	-5	-5		0.65	
3	3LoTh		5.00	-1.86	-5	-4	-4	-4	-3	-3	-3	-4	-4		3.14	
4	5RLi4		7.00	1.00	2	1	1	1	0	2	2	2	1		8.00	
5	BiDs1		3.10	0.40	1	1	2	0	1	1	1	3	2		3.50	
6	StSq4		3.90	0.78	2	2	3	1	2	2	2	3	1		4.68	
7	FCCoSp4		3.50	-0.05	-2	1	0	-1	1	-1	-1	1	0		3.45	
			29.50												29.20	
Program Components			Factor													
Composition			1.33	6.25	5.75	6.25	5.50	6.50	6.25	6.50	7.00	5.50		6.14		
Presentation			1.33	6.50	5.50	5.75	5.50	6.00	5.75	6.00	6.75	4.75		5.86		
Skating Skills			1.33	6.00	6.00	6.50	5.75	6.25	6.25	6.00	6.75	5.75		6.11		
Judges Total Program Component Score (factored)																24.09
Deductions:																0.00

Rank	Name	Nation	Starting Number	Total Segment Score	Total Element Score	Total Program Component Score (factored)						Total Deductions				
9	Anastasia VAIPAN-LAW / Luke DIGBY	GBR	6	49.43	25.82	23.61						0.00				
#	Executed Elements	Info	Base Value	GOE	J1	J2	J3	J4	J5	J6	J7	J8	J9	Ref.	Scores of Panel	
1	3Tw1		5.10	-2.26	-5	-5	-4	-4	-5	-4	-4	-5	-4		2.84	
2	2A		3.30	0.33	1	2	1	1	1	1	0	1	1		3.63	
3	5RLi3		6.60	0.57	2	1	1	1	1	1	0	1	-1		7.17	
4	3STh		4.40	0.75	2	2	2	1	2	2	1	3	1		5.15	
5	StSq3		3.30	0.47	2	1	2	2	0	2	1	1	1		3.77	
6	BiDs		0.00	0.00	-	-	-	-	-	-	-	-	-		0.00	
7	CCoSp3		3.00	0.26	0	2	1	0	1	1	1	1	1		3.26	
			25.70												25.82	
Program Components			Factor													
Composition			1.33	5.75	6.00	6.00	6.50	5.50	6.50	6.00	5.75	5.75		5.96		
Presentation			1.33	6.25	5.75	5.75	6.75	5.25	6.00	5.75	5.50	5.50		5.79		
Skating Skills			1.33	6.00	6.25	6.00	6.50	5.50	6.25	5.50	6.50	5.50		6.00		
Judges Total Program Component Score (factored)																23.61
Deductions:																0.00

JUDGES DETAILS PER SKATER
PAIRS SHORT PROGRAM

Rank	Name	Nation	Starting Number	Total Segment Score	Total Element Score	Total Program Component Score (factored)						Total Deductions				
10	Violetta SIEROVA / Ivan KHOBTA	UKR	9	47.53	25.65	22.88						-1.00				
#	Executed Elements	Info	Base Value	GOE	J1	J2	J3	J4	J5	J6	J7	J8	J9	Ref.	Scores of Panel	
1	3Tw3		5.70	1.06	2	2	2	0	2	2	3	2	1		6.76	
2	2Lz		2.10	0.00	0	0	1	0	0	0	0	-1	0		2.10	
3	1LoTh*	F	0.00	0.00	-	-	-	-	-	-	-	-	-		0.00	
4	StSq1		1.80	0.03	0	1	0	2	0	0	0	0	0		1.83	
5	CCoSp4		3.50	-0.30	-2	0	-1	-1	-2	-1	-1	1	0		3.20	
6	5RLi4		7.00	0.90	1	2	2	1	-1	1	2	1	1		7.90	
7	BiDs3		3.70	0.16	0	0	1	0	0	1	1	0	2		3.86	
			23.80												25.65	
Program Components			Factor													
Composition			1.33	5.50	6.00	6.00	5.75	5.25	6.00	6.00	6.75	6.00			5.89	
Presentation			1.33	5.00	5.75	5.75	6.00	5.25	5.50	5.50	5.50	5.50	6.25			5.61
Skating Skills			1.33	4.75	6.25	5.75	5.50	5.50	6.00	5.75	5.50	6.00			5.71	
Judges Total Program Component Score (factored)																22.88
Deductions:			Falls -1.00 (1)													-1.00

Rank	Name	Nation	Starting Number	Total Segment Score	Total Element Score	Total Program Component Score (factored)						Total Deductions				
11	Federica SIMIOLI / Alessandro ZARBO	CZE	2	46.68	25.64	21.04						0.00				
#	Executed Elements	Info	Base Value	GOE	J1	J2	J3	J4	J5	J6	J7	J8	J9	Ref.	Scores of Panel	
1	3Tw3		5.70	-0.57	-4	-1	1	0	0	0	-2	-3	-1		5.13	
2	2S		1.30	0.07	1	1	1	0	1	0	0	1	0		1.37	
3	5RLi3		6.60	0.38	1	1	0	1	0	1	1	0	-1		6.98	
4	3STh		4.40	-0.50	-2	-1	-1	-2	-1	-1	-2	1	0		3.90	
5	BiDs1		3.10	0.18	0	1	1	1	0	0	0	1	1		3.28	
6	CCoSp3		3.00	-0.43	-2	-1	-2	-1	-2	-1	-1	-2	-1		2.57	
7	StSq2		2.60	-0.19	-1	0	-1	0	-1	-1	0	-1	-2		2.41	
			26.70												25.64	
Program Components			Factor													
Composition			1.33	5.25	6.25	5.00	6.00	5.25	5.75	5.50	5.00	5.00	5.25			5.43
Presentation			1.33	4.00	6.00	4.75	6.00	4.75	5.25	5.00	4.75	5.00			5.07	
Skating Skills			1.33	4.50	6.00	5.00	6.25	4.75	5.50	5.25	5.50	5.25			5.32	
Judges Total Program Component Score (factored)																21.04
Deductions:																0.00

Rank	Name	Nation	Starting Number	Total Segment Score	Total Element Score	Total Program Component Score (factored)						Total Deductions				
12	Sophia SCHALLER / Livio MAYR	AUT	4	45.40	24.52	20.88						0.00				
#	Executed Elements	Info	Base Value	GOE	J1	J2	J3	J4	J5	J6	J7	J8	J9	Ref.	Scores of Panel	
1	2Tw2		3.00	-0.09	0	0	0	0	-1	0	-1	0	-1		2.91	
2	3S		4.30	0.12	1	0	1	0	0	0	0	0	1		4.42	
3	5RLi3		6.60	-0.09	-1	0	0	1	-1	0	0	0	0		6.51	
4	3STh		4.40	0.19	1	0	1	1	0	0	1	0	0		4.59	
5	BiDs		0.00	0.00	-	-	-	-	-	-	-	-	-		0.00	
6	FCCoSp4		3.50	-0.05	0	-1	1	-1	0	0	0	-1	1		3.45	
7	StSq2		2.60	0.04	0	0	0	1	0	0	0	0	1		2.64	
			24.40												24.52	
Program Components			Factor													
Composition			1.33	5.00	5.00	5.25	5.75	4.75	5.75	5.00	5.75	5.25	5.25			5.29
Presentation			1.33	4.50	5.00	5.25	5.75	5.00	5.50	5.00	5.75	5.50			5.29	
Skating Skills			1.33	4.25	5.25	5.00	5.50	4.75	5.25	5.00	5.50	5.00			5.11	
Judges Total Program Component Score (factored)																20.88
Deductions:																0.00

JUDGES DETAILS PER SKATER
PAIRS SHORT PROGRAM

Rank	Name	Nation	Starting Number	Total Segment Score	Total Element Score	Total Program Component Score (factored)							Total Deductions		
13	Greta CRAFOORD / John CRAFOORD	SWE	5	42.55	22.65	20.90							-1.00		
#	Executed Elements	Info	Base Value	GOE	J1	J2	J3	J4	J5	J6	J7	J8	J9	Ref.	Scores of Panel
1	3Tw1		5.10	-1.89	-5	-4	-4	-3	-4	-1	-4	-4	-3		3.21
2	2A<	<	2.64	-1.25	-5	-5	-4	-5	-5	-5	-4	-5	-4		1.39
3	3LoTh	F	5.00	-2.50	-5	-5	-5	-5	-5	-5	-5	-5	-5		2.50
4	FCCoSp4		3.50	-0.95	-3	-2	-3	-3	-4	-2	-2	-3	-3		2.55
5	StSq1		1.80	0.03	0	1	0	1	0	0	0	0	0		1.83
6	5RLi3		6.60	0.66	1	1	1	1	0	1	1	1	1		7.26
7	BiDs3		3.70	0.21	0	1	1	0	0	1	0	1	1		3.91
			28.34												22.65
Program Components				Factor											
Composition				1.33	5.25	5.50	5.50	5.50	4.75	6.00	5.50	5.00	5.00		5.32
Presentation				1.33	4.75	5.25	5.00	5.25	4.25	5.50	5.00	4.75	4.75		4.96
Skating Skills				1.33	5.00	5.75	5.25	5.75	4.50	5.75	5.25	5.75	5.25		5.43
Judges Total Program Component Score (factored)														20.90	
Deductions:		Falls		-1.00	(1)										-1.00

Legend:							
#	Sequence number	GOE	Grade of Execution	Jx	Judges (x=1-9)	Ref.	Referee
*	Invalid element	<	Under-rotated jump	<<	Downgraded jump	F	Fall
q	Jump landed on the quarter						

RESULTS
PAIRS FREE SKATING

Pl.	Name	Nation	Total Segment Score
1	Rebecca GHILARDI / Filippo AMBROSINI	ITA	127.48
2	Sara CONTI / Niccolo MACII	ITA	124.68
3	Annika HOCKE / Robert KUNKEL	GER	117.18
4	Maria PAVLOVA / Alexei SVIATCHENKO	HUN	115.01
5	Alisa EFIMOVA / Ruben BLOMMAERT	GER	110.89
6	Camille KOVALEV / Pavel KOVALEV	FRA	107.48
7	Lucrezia BECCARI / Matteo GUARISE	ITA	99.25
8	Violetta SIEROVA / Ivan KHOBTA	UKR	96.19
9	Nika OSIPOVA / Dmitry EPSTEIN	NED	94.78
10	Anastasia VAIPAN-LAW / Luke DIGBY	GBR	88.06
11	Federica SIMIOLI / Alessandro ZARBO	CZE	87.34
12	Sophia SCHALLER / Livio MAYR	AUT	86.90
13	Greta CRAFOORD / John CRAFOORD	SWE	83.31



Mr. Pekka LESKINEN, ISU
Referee



Mr. Fabio BIANCHETTI, ISU
Technical Controller



PANEL OF JUDGES
PAIRS FREE SKATING

Officials

Technical Controller	Mr. Fabio BIANCHETTI	ISU
Technical Specialist	Mr. Sarkis TEWANIAN	ISU
Technical Specialist	Ms. Dana GRAHAM	ISU

Judges

Referee	Mr. Pekka LESKINEN	ISU
Judge No. 1	Ms. Margaret WORSFOLD	ISU
Judge No. 2	Ms. Claudia BRAMBATI	ISU
Judge No. 3	Ms. Sanda DUBRAVCIC SIMUNJAK	ISU
Judge No. 4	Ms. Pia ALHONEN	ISU
Judge No. 5	Ms. Tineke POSNO	ISU
Judge No. 6	Ms. Vera TAUCHMANOVA	ISU
Judge No. 7	Mr. Daniel DELFA	ISU
Judge No. 8	Ms. Kerstin KIMMINUS	ISU
Judge No. 9	Ms. Lone VILLEFRANCE	ISU

Data/Replay Operator

Data Operator	Mr. Martin PAULMICHL	ISU
Replay Operator	Ms. Daiana ALLEN	ISU



JUDGES DETAILS PER SKATER
PAIRS FREE SKATING

Rank	Name	Nation	Starting Number	Total Segment Score	Total Element Score	Total Program Component Score (factored)						Total Deductions				
1	Rebecca GHILARDI / Filippo AMBROSINI	ITA	9	127.48	65.02	62.46						0.00				
#	Executed Elements	Info	Base Value	GOE	J1	J2	J3	J4	J5	J6	J7	J8	J9	Ref.	Scores of Panel	
1	3Tw3		5.70	0.65	1	2	-1	2	2	0	1	1	1		6.35	
2	2A+2A+1A+SEQ		7.70	-0.61	-2	-2	-2	-2	-1	-2	-1	-2	-2		7.09	
3	2S		1.30	0.02	1	0	0	0	0	1	0	0	0		1.32	
4	5RLi4		7.00	1.50	2	3	2	2	0	2	3	2	2		8.50	
5	FiDs3		3.50	0.60	0	2	2	1	2	1	2	2	3		4.10	
6	ChSq1		3.00	1.36	2	3	2	2	3	3	3	3	3		4.36	
7	3LoTh		5.00	0.86	4	2	1	3	1	0	3	2	0		5.86	
8	3LzTh		5.30	1.44	4	4	2	3	2	1	3	3	2		6.74	
9	5ALi4		7.00	2.00	3	3	3	3	1	3	3	2	3		9.00	
10	3Li4		5.10	1.46	3	3	3	3	2	2	3	3	3		6.56	
11	PCoSp3		4.00	1.14	3	3	2	3	3	3	3	3	2		5.14	
			54.60												65.02	
Program Components			Factor													
Composition			2.67	7.75	8.00	7.75	8.00	7.75	7.75	7.75	7.50	7.75			7.79	
Presentation			2.67	8.00	8.00	8.00	8.00	7.50	7.75	8.00	7.50	8.00			7.89	
Skating Skills			2.67	8.00	7.75	7.50	8.25	8.00	7.75	7.25	7.00	7.75			7.71	
Judges Total Program Component Score (factored)																62.46

Deductions:
0.00

Rank	Name	Nation	Starting Number	Total Segment Score	Total Element Score	Total Program Component Score (factored)						Total Deductions				
2	Sara CONTI / Niccolo MACII	ITA	13	124.68	60.78	63.90						0.00				
#	Executed Elements	Info	Base Value	GOE	J1	J2	J3	J4	J5	J6	J7	J8	J9	Ref.	Scores of Panel	
1	3Tw2		5.40	-1.08	-3	-1	-1	-3	-1	-2	-2	-4	-2		4.32	
2	3T+1A+1A+SEQ		6.40	0.72	2	3	2	2	2	1	2	1	1		7.12	
3	3S		4.30	0.92	3	3	2	2	2	1	2	2	2		5.22	
4	5RLi4		7.00	1.10	2	2	3	1	1	1	2	1	2		8.10	
5	3LoTh		5.00	0.14	1	2	0	0	1	0	0	0	-1		5.14	
6	5TLi3		5.80	1.33	3	3	3	2	2	2	2	2	2		7.13	
7	ChSq1		3.00	1.14	2	3	3	2	2	2	2	2	3		4.14	
8	3STh		4.40	1.26	3	3	3	3	3	1	3	2	3		5.66	
9	3Li3		4.70	0.07	1	2	2	-1	-1	-1	0	-1	1		4.77	
10	FiDs2		3.20	0.64	2	3	2	0	3	2	2	1	2		3.84	
11	PCoSp4		4.50	0.84	2	2	3	-1	3	2	1	2	1		5.34	
			53.70												60.78	
Program Components			Factor													
Composition			2.67	8.00	8.50	8.50	8.00	8.25	7.75	7.75	7.75	7.75	8.00			8.04
Presentation			2.67	8.50	8.50	8.50	7.50	8.00	7.50	7.75	7.75	7.50	8.25			8.00
Skating Skills			2.67	7.75	8.25	8.50	7.50	8.25	7.75	7.75	7.25	8.00			7.89	
Judges Total Program Component Score (factored)																63.90

Deductions:
0.00

JUDGES DETAILS PER SKATER
PAIRS FREE SKATING

Rank	Name	Nation	Starting Number	Total Segment Score	Total Element Score	Total Program Component Score (factored)						Total Deductions				
3	Annika HOCHE / Robert KUNKEL	GER	12	117.18	56.20	61.98						-1.00				
#	Executed Elements	Info	Base Value	GOE	J1	J2	J3	J4	J5	J6	J7	J8	J9	Ref.	Scores of Panel	
1	3Tw2		5.40	0.54	0	3	1	2	2	0	0	1	1		5.94	
2	3S<	F	3.44	-1.72	-5	-5	-5	-5	-5	-5	-5	-5	-5		1.72	
3	2T+REP		0.91	0.17	2	1	1	1	2	1	1	2	0		1.08	
4	5RLi4		7.00	1.80	3	3	3	2	3	2	2	2	3		8.80	
5	3FTh		5.30	1.51	4	3	3	3	2	1	4	3	2		6.81	
6	5ALi3		6.60	0.75	3	1	2	2	1	0	1	1	-1		7.35	
7	ChSq1		3.00	1.00	2	3	2	1	2	2	3	2	1		4.00	
8	3LoTh		5.00	-0.14	1	2	-1	0	1	-1	-1	-1	-1		4.86	
9	3Li4		5.10	1.46	3	3	3	3	2	2	3	3	3		6.56	
10	FiDs4		3.80	0.98	3	3	2	3	3	1	3	2	2		4.78	
11	PCoSp2		3.50	0.80	3	3	3	2	2	2	2	2	2		4.30	
			49.05												56.20	
Program Components			Factor													
Composition			2.67	7.75	8.25	8.00	7.50	8.00	7.50	7.50	7.75	7.50	7.50	7.50		7.71
Presentation			2.67	8.00	8.00	8.25	7.50	8.00	7.25	7.25	7.25	7.50	7.75	7.75		7.71
Skating Skills			2.67	7.75	8.00	7.75	7.75	8.25	7.50	7.75	7.00	8.00				7.79
Judges Total Program Component Score (factored)															61.98	
Deductions:			Falls	-1.00 (1)											-1.00	

Rank	Name	Nation	Starting Number	Total Segment Score	Total Element Score	Total Program Component Score (factored)						Total Deductions			
4	Maria PAVLOVA / Alexei SVIATCHENKO	HUN	8	115.01	63.69	51.32						0.00			
#	Executed Elements	Info	Base Value	GOE	J1	J2	J3	J4	J5	J6	J7	J8	J9	Ref.	Scores of Panel
1	3Tw4		6.00	0.77	0	2	2	2	2	0	0	2	1		6.77
2	3T+2T+2T		6.80	0.54	0	2	1	2	2	1	1	1	1		7.34
3	3FTh		5.30	1.14	3	2	3	2	2	1	2	2	2		6.44
4	3Sq	q	4.30	-0.86	-2	-2	-2	-2	-1	-2	-2	-2	-3		3.44
5	5RLi4		7.00	1.10	2	0	1	2	1	2	1	2	2		8.10
6	PCoSp4		4.50	0.77	3	2	2	2	2	1	2	1	1		5.27
7	3LoTh		5.00	1.00	2	2	2	2	2	2	3	2	2		6.00
8	5ALi3		6.60	0.94	3	-1	1	2	1	1	2	1	2		7.54
9	ChSq1		3.00	0.64	2	1	0	2	1	0	2	2	1		3.64
10	BoDs3		4.40	0.38	3	1	0	2	-1	0	2	1	0		4.78
11	4Li4		5.10	-0.73	-1	0	-1	-1	-2	-2	-2	-1	-4		4.37
			58.00												63.69
Program Components			Factor												
Composition			2.67	6.25	6.25	6.50	7.00	6.75	6.00	6.00	6.00	6.75	6.50		6.43
Presentation			2.67	7.00	6.50	6.00	6.75	6.50	6.00	5.75	6.00	6.25		6.29	
Skating Skills			2.67	6.75	6.50	6.25	6.75	6.75	6.00	6.25	6.50	6.50		6.50	
Judges Total Program Component Score (factored)															51.32
Deductions:														0.00	

JUDGES DETAILS PER SKATER
PAIRS FREE SKATING

Rank	Name	Nation	Starting Number	Total Segment Score	Total Element Score	Total Program Component Score (factored)						Total Deductions				
5	Alisa EFIMOVA / Ruben BLOMMAERT	GER	11	110.89	54.19	57.70						-1.00				
#	Executed Elements	Info	Base Value	GOE	J1	J2	J3	J4	J5	J6	J7	J8	J9	Ref.	Scores of Panel	
1	3Tw2		5.40	0.62	0	2	-1	1	2	0	1	2	2		6.02	
2	3FTh		5.30	-1.29	-2	-3	-3	-2	-1	-2	-2	-3	-3		4.01	
3	2S	F	1.30	-0.65	-5	-5	-5	-5	-5	-5	-5	-5	-5		0.65	
4	2T+2T+1A+SEQ		3.70	0.13	1	1	0	1	2	1	1	2	0		3.83	
5	ChSq1		3.00	1.14	2	2	2	2	3	3	3	2	1		4.14	
6	5ALi4		7.00	1.20	2	2	2	2	1	0	2	2	1		8.20	
7	5RLi4		7.00	0.60	2	1	2	1	0	0	1	1	0		7.60	
8	3LoTh		5.00	-1.00	-3	-2	-2	-2	-1	-3	-1	0	-4		4.00	
9	FoDs2		4.30	0.80	2	1	2	2	2	2	2	3	0		5.10	
10	PCoSp4		4.50	0.77	1	1	2	2	2	2	2	2	-1		5.27	
11	3Li3		4.70	0.67	1	2	2	1	2	1	2	1	0		5.37	
			51.20												54.19	
Program Components			Factor													
Composition			2.67	7.00	7.25	7.50	7.00	7.50	7.50	7.00	7.50	7.00	7.50	7.00		7.25
Presentation			2.67	7.25	6.75	7.25	7.00	7.50	7.00	7.00	7.00	7.00	6.75		7.04	
Skating Skills			2.67	7.50	7.25	7.25	7.50	7.75	7.25	7.50	7.00	7.00		7.32		
Judges Total Program Component Score (factored)																57.70
Deductions:			Falls -1.00 (1)													-1.00

Rank	Name	Nation	Starting Number	Total Segment Score	Total Element Score	Total Program Component Score (factored)						Total Deductions				
6	Camille KOVALEV / Pavel KOVALEV	FRA	10	107.48	51.14	56.34						0.00				
#	Executed Elements	Info	Base Value	GOE	J1	J2	J3	J4	J5	J6	J7	J8	J9	Ref.	Scores of Panel	
1	3Tw3		5.70	-0.49	-1	-1	-2	-2	0	0	0	0	-2		5.21	
2	3Tq+2T	q	5.50	-1.62	-5	-5	-4	-4	-3	-4	-3	-3	-4		3.88	
3	2S		1.30	0.15	1	2	2	1	1	1	1	1	1		1.45	
4	5ALi4		7.00	1.10	2	2	1	1	1	0	2	2	2		8.10	
5	BoDs3		4.40	0.69	2	2	1	0	1	2	2	2	1		5.09	
6	PCoSp4		4.50	0.45	1	2	1	1	1	1	1	1	1		4.95	
7	3FTh		5.30	-1.67	-3	-4	-3	-2	-3	-2	-3	-4	-4		3.63	
8	5RLi4		7.00	-0.10	1	-1	0	-1	0	-1	-1	1	1		6.90	
9	ChSq1		3.00	0.93	2	2	2	3	2	2	2	1	1		3.93	
10	3STh		4.40	-1.70	-3	-4	-4	-4	-3	-4	-4	-4	-4		2.70	
11	3Li3		4.70	0.60	2	-1	2	2	2	0	0	2	1		5.30	
			52.80												51.14	
Program Components			Factor													
Composition			2.67	7.00	7.75	7.00	7.50	6.75	7.50	6.25	7.50	6.75		7.14		
Presentation			2.67	7.50	7.50	6.50	7.00	6.75	7.00	6.00	7.00	6.50		6.89		
Skating Skills			2.67	7.50	7.75	6.75	7.00	7.00	7.50	6.50	7.00	6.75		7.07		
Judges Total Program Component Score (factored)																56.34
Deductions:																0.00

JUDGES DETAILS PER SKATER
PAIRS FREE SKATING

Rank	Name	Nation	Starting Number	Total Segment Score	Total Element Score	Total Program Component Score (factored)						Total Deductions				
7	Lucrezia BECCARI / Matteo GUARISE	ITA	6	99.25	50.27	49.98						-1.00				
#	Executed Elements	Info	Base Value	GOE	J1	J2	J3	J4	J5	J6	J7	J8	J9	Ref.	Scores of Panel	
1	3S<<	<<	1.30	-0.63	-5	-5	-4	-5	-5	-5	-5	-4	-5		0.67	
2	3Tw3		5.70	0.24	-2	1	1	1	0	0	2	0	0		5.94	
3	3T+COMBO		4.20	-1.92	-5	-5	-4	-4	-5	-5	-3	-4	-5		2.28	
4	PCoSp4		4.50	0.45	1	1	1	0	2	1	2	0	1		4.95	
5	3LoTh		5.00	0.71	2	2	2	1	1	0	2	1	1		5.71	
6	5RLi4		7.00	1.30	2	2	2	1	2	2	2	1	2		8.30	
7	ChSq1		3.00	0.57	2	2	1	1	1	1	1	1	1		3.57	
8	5ALi3		6.60	0.85	2	-1	1	0	1	2	2	1	2		7.45	
9	3STh	F	4.40	-2.20	-5	-5	-5	-5	-5	-5	-5	-5	-5		2.20	
10	3Li3		4.70	0.60	3	1	2	1	1	1	1	1	2		5.30	
11	FiDs3		3.50	0.40	1	2	1	1	2	0	2	1	0		3.90	
			49.90												50.27	
Program Components			Factor													
Composition			2.67	6.25	6.50	6.00	6.25	6.50	6.50	6.50	5.50	6.50	6.75			6.36
Presentation			2.67	6.25	6.25	5.75	6.00	6.00	6.00	5.50	6.00	6.25			6.04	
Skating Skills			2.67	6.50	6.25	6.00	6.50	6.50	6.25	6.00	6.25	6.50			6.32	
Judges Total Program Component Score (factored)																49.98
Deductions:			Falls	-1.00 (1)											-1.00	

Rank	Name	Nation	Starting Number	Total Segment Score	Total Element Score	Total Program Component Score (factored)						Total Deductions				
8	Violetta SIEROVA / Ivan KHOBTA	UKR	4	96.19	52.07	45.12						-1.00				
#	Executed Elements	Info	Base Value	GOE	J1	J2	J3	J4	J5	J6	J7	J8	J9	Ref.	Scores of Panel	
1	3Tw3		5.70	1.22	2	3	1	3	1	2	2	3	2		6.92	
2	2S		1.30	0.06	0	0	1	0	0	1	0	1	1		1.36	
3	3LoTh	F	5.00	-2.50	-5	-5	-5	-5	-4	-5	-5	-5	-5		2.50	
4	5RLi3		6.60	1.13	1	2	1	2	2	1	3	2	2		7.73	
5	BoDs2		4.00	-0.29	0	-1	-2	0	-2	-1	1	0	-1		3.71	
6	PCoSp4		4.50	0.19	0	1	-1	1	-2	0	1	1	1		4.69	
7	5ALi3		6.60	1.51	3	2	1	2	3	2	3	2	2		8.11	
8	ChSq1		3.00	0.29	2	0	0	1	2	1	0	0	0		3.29	
9	2Lz+2T+1A+SEQ		4.50	-0.15	-1	-1	0	0	1	-1	-2	0	-2		4.35	
10	2FTh		3.00	0.51	2	1	2	1	2	1	2	2	2		3.51	
11	3Li4		5.10	0.80	1	2	2	1	1	2	2	1	2		5.90	
			49.30												52.07	
Program Components			Factor													
Composition			2.67	6.00	5.50	5.25	6.00	6.00	5.75	5.75	5.75	5.75			5.79	
Presentation			2.67	5.50	5.25	4.25	5.75	5.50	5.00	5.00	5.00	5.75			5.29	
Skating Skills			2.67	5.75	5.25	5.00	6.50	6.25	5.50	6.00	6.00	6.00			5.82	
Judges Total Program Component Score (factored)																45.12
Deductions:			Falls	-1.00 (1)											-1.00	

JUDGES DETAILS PER SKATER
PAIRS FREE SKATING

Rank	Name	Nation	Starting Number	Total Segment Score	Total Element Score	Total Program Component Score (factored)						Total Deductions			
9	Nika OSIPOVA / Dmitry EPSTEIN	NED	7	94.78	47.01	49.77						-2.00			
#	Executed Elements	Info	Base Value	GOE	J1	J2	J3	J4	J5	J6	J7	J8	J9	Ref.	Scores of Panel
1	3Tw3		5.70	1.30	4	3	3	3	1	0	2	2	2		7.00
2	3FTh		5.30	-1.29	-4	-3	-2	-3	-2	-2	-2	-2	-3		4.01
3	3Tq	q	4.20	-0.78	-2	-2	-3	-1	-1	-2	-1	-2	-3		3.42
4	3S<<+REP	F	0.91	-0.65	-5	-5	-5	-5	-5	-5	-5	-5	-5		0.26
5	3Li4		5.10	0.51	1	2	1	0	1	1	1	1	1		5.61
6	FiDs2		3.20	0.50	1	2	2	1	2	1	2	2	1		3.70
7	PCoSp2V		2.63	-0.04	0	-1	0	0	-1	0	0	0	0		2.59
8	ChSq1		3.00	1.00	2	2	2	2	2	2	2	1	3		4.00
9	3STh		4.40	0.69	2	2	1	2	2	0	1	1	2		5.09
10	5ALi3		6.60	-0.75	2	-1	-1	-2	-1	-1	0	-2	-2		5.85
11	5BLi4		6.50	-1.02	-1	-3	-1	-2	-2	-1	-1	-1	-3		5.48
			47.54												47.01
Program Components			Factor												
Composition			2.67	6.50	6.25	6.25	6.75	6.50	6.25	6.25	6.00	5.25	6.25	6.25	6.32
Presentation			2.67	6.50	6.00	5.50	6.25	6.25	6.00	5.75	6.00	6.25	6.07		
Skating Skills			2.67	6.75	6.25	6.00	6.75	6.25	6.50	6.00	6.00	5.75	6.25		
Judges Total Program Component Score (factored)													49.77		
Deductions:			Falls	-2.00 (2)										-2.00	

Rank	Name	Nation	Starting Number	Total Segment Score	Total Element Score	Total Program Component Score (factored)						Total Deductions			
10	Anastasia VAIPAN-LAW / Luke DIGBY	GBR	5	88.06	44.26	44.80						-1.00			
#	Executed Elements	Info	Base Value	GOE	J1	J2	J3	J4	J5	J6	J7	J8	J9	Ref.	Scores of Panel
1	3Tw1		5.10	-1.60	-4	-3	-3	-3	-3	-3	-3	-3	-4		3.50
2	3Tq	q	4.20	-0.66	-2	-1	-2	-1	-1	-2	-1	-2	-2		3.54
3	2A+2A+SEQ	F	6.60	-1.65	-5	-5	-5	-5	-4	-5	-5	-5	-5		4.95
4	2LoTh		2.80	0.48	2	2	2	1	1	1	2	3	2		3.28
5	5ALiB		5.40	-2.31	-4	-4	-4	-5	-5	-3	-4	-4	-5		3.09
6	ChSq1		3.00	0.29	1	1	2	-1	1	0	1	0	0		3.29
7	3STh		4.40	-1.26	-3	-3	-3	-3	-2	-3	-2	-3	-3		3.14
8	5RLi3		6.60	0.19	2	1	1	0	-1	0	1	0	-1		6.79
9	4Li3		4.70	-0.13	0	-1	1	-1	0	0	1	-1	-2		4.57
10	BoDs2		4.00	-0.06	1	0	0	0	0	0	0	-2	-1		3.94
11	PCoSp3		4.00	0.17	1	0	0	0	2	1	1	0	-1		4.17
			50.80												44.26
Program Components			Factor												
Composition			2.67	6.00	5.75	5.50	6.00	5.75	6.00	5.50	5.50	5.50	5.75	5.75	
Presentation			2.67	5.50	5.50	5.25	5.75	5.75	5.50	5.00	4.75	5.25	5.39		
Skating Skills			2.67	5.75	5.50	5.75	6.50	6.00	6.00	5.00	5.00	5.50	5.64		
Judges Total Program Component Score (factored)													44.80		
Deductions:			Falls	-1.00 (1)										-1.00	

JUDGES DETAILS PER SKATER
PAIRS FREE SKATING

Rank	Name	Nation	Starting Number	Total Segment Score	Total Element Score	Total Program Component Score (factored)	Total Deductions
11	Federica SIMIOLI / Alessandro ZARBO	CZE	3	87.34	46.48	41.86	-1.00

#	Executed Elements	Info	Base Value	GOE	J1	J2	J3	J4	J5	J6	J7	J8	J9	Ref.	Scores of Panel
1	3Tw3		5.70	1.06	1	2	2	2	2	1	2	2	2		6.76
2	2S		1.30	0.00	0	1	0	0	0	0	0	0	0		1.30
3	5ALi3		6.60	0.57	1	1	1	1	0	0	2	1	1		7.17
4	3STh	F	4.40	-2.20	-5	-5	-5	-5	-5	-5	-5	-5	-5		2.20
5	2LoTh		2.80	0.28	2	1	1	0	1	0	2	1	1		3.08
6	ChSq1		3.00	0.00	0	0	0	0	-1	0	0	0	0		3.00
7	5RLi3		6.60	0.09	1	0	0	-1	-1	1	2	0	0		6.69
8	4Li2		4.30	0.18	1	1	0	0	1	-1	0	0	1		4.48
9	1A+1A+1A+SEQ		3.30	-0.14	-1	-1	-2	-1	-2	-1	-1	-1	-2		3.16
10	FiDs3		3.50	0.25	0	0	0	2	1	1	1	1	1		3.75
11	PCoSp4		4.50	0.39	1	1	0	1	1	1	0	2	1		4.89
			46.00												46.48
Program Components			Factor												
Composition			2.67	5.50	5.25	5.25	5.50	5.50	5.25	5.25	5.50	5.50	5.50		5.39
Presentation			2.67	5.00	5.00	4.50	5.00	5.50	4.75	5.00	5.00	5.00	5.25		5.00
Skating Skills			2.67	5.25	4.75	5.00	6.00	5.25	5.25	5.00	5.50	5.75			5.29
Judges Total Program Component Score (factored)														41.86	

Deductions:	Falls	-1.00 (1)	-1.00
--------------------	-------	-----------	--------------

Rank	Name	Nation	Starting Number	Total Segment Score	Total Element Score	Total Program Component Score (factored)	Total Deductions
12	Sophia SCHALLER / Livio MAYR	AUT	2	86.90	46.79	41.11	-1.00

#	Executed Elements	Info	Base Value	GOE	J1	J2	J3	J4	J5	J6	J7	J8	J9	Ref.	Scores of Panel
1	2Tw2		3.00	-0.09	0	-1	0	-1	-2	0	0	0	1		2.91
2	3T+2T+2A+SEQ		8.80	-1.32	-5	-2	-3	-2	-3	-3	-3	-3	-5		7.48
3	3S		4.30	-0.12	-1	0	1	0	-1	0	0	0	-1		4.18
4	5ALi3		6.60	0.28	1	0	1	0	0	0	1	1	0		6.88
5	3STh		4.40	-0.50	-1	-1	-2	-1	-1	-1	-1	-1	-2		3.90
6	PCoSp3		4.00	0.23	1	1	1	1	1	0	0	-1	0		4.23
7	3Li4		5.10	0.58	1	2	1	2	1	1	1	1	1		5.68
8	2LoTh	F	2.80	-1.40	-5	-5	-5	-5	-5	-5	-5	-5	-5		1.40
9	ChSq1		3.00	0.00	0	0	0	0	0	0	0	0	0		3.00
10	5RLiB		5.40	-1.47	-3	-3	-3	-2	-2	-1	-2	-4	-4		3.93
11	FiDs2		3.20	0.00	0	-1	-1	0	1	0	1	0	0		3.20
			50.60												46.79
Program Components			Factor												
Composition			2.67	5.50	5.25	5.25	5.00	5.25	5.50	5.00	5.50	5.25			5.29
Presentation			2.67	4.75	5.00	4.50	5.00	5.00	5.00	4.75	5.00	5.50			4.93
Skating Skills			2.67	5.50	5.00	4.50	5.25	5.25	5.25	5.25	5.00	5.25			5.18
Judges Total Program Component Score (factored)														41.11	

Deductions:	Falls	-1.00 (1)	-1.00
--------------------	-------	-----------	--------------



JUDGES DETAILS PER SKATER

PAIRS FREE SKATING

Rank	Name	Nation	Starting Number	Total Segment Score	Total Element Score	Total Program Component Score (factored)						Total Deductions			
13	Greta CRAFOORD / John CRAFOORD	SWE	1	83.31	41.18	42.13						0.00			
#	Executed Elements	Info	Base Value	GOE	J1	J2	J3	J4	J5	J6	J7	J8	J9	Ref.	Scores of Panel
1	2Tw3		3.20	0.37	1	1	1	1	1	1	2	2	1		3.57
2	1A		1.10	0.00	0	0	0	0	1	0	0	0	0		1.10
3	2LoTh		2.80	0.44	3	1	2	1	2	1	2	2	1		3.24
4	5ALi3		6.60	-0.09	1	-1	-1	0	0	0	1	0	-1		6.51
5	BoDs1		3.60	0.05	1	-1	0	1	-1	0	1	0	0		3.65
6	PCoSp4V		3.38	0.34	1	0	1	1	1	1	0	2	2		3.72
7	2F+1Eu+1F		2.80	-0.39	-3	-2	-3	-2	-2	-2	-2	-2	-2		2.41
8	ChSq1		3.00	0.29	1	0	0	0	1	1	0	1	2		3.29
9	2STh		2.50	0.14	2	0	0	0	1	0	2	0	1		2.64
10	5RLi3		6.60	-0.38	0	1	-1	-1	-1	0	0	-1	-1		6.22
11	3Li3		4.70	0.13	1	0	1	-1	0	0	1	0	0		4.83
			40.28											41.18	
Program Components			Factor												
Composition			2.67	6.25	5.00	5.00	5.50	5.50	5.75	5.50	5.50	5.50	5.50		5.46
Presentation			2.67	5.25	5.00	4.50	4.75	5.00	5.00	4.75	5.00	5.25		4.96	
Skating Skills			2.67	5.75	4.75	4.75	5.50	5.25	5.25	5.75	5.25	5.75		5.36	
Judges Total Program Component Score (factored)														42.13	
Deductions:														0.00	

Legend:							
#	Sequence number	GOE	Grade of Execution	Jx	Judges (x=1-9)	Ref.	Referee
<	Under-rotated jump	<<	Downgraded jump	REP	Jump repetition	F	Fall
q	Jump landed on the quarter						





MEN

Espoo Metro Arena	25 JAN 2023	17:40	Short Program
	27 JAN 2023	18:00	Free Skating

Size of Skating Arena:	30m*60m
Ice Conditions:	very good
Number of Entries:	29
Number of Participants:	29

Entry Withdrawn:

Short Program		
Duration:	2:40 +/- 10 seconds	
Segment Factor:	1.00	
Program Component Factors:	Composition	1.67
	Presentation	1.67
	Skating Skills	1.67

Free Skating		
Duration:	4:00 +/- 10 seconds	
Segment Factor:	1.00	
Program Component Factors:	Composition	3.33
	Presentation	3.33
	Skating Skills	3.33



Podium
Men



1st place

Adam SIAO HIM FA

FRA

2nd place

Matteo RIZZO

ITA

3rd place

Lukas BRITSCHGI

SUI

Official ISU Sponsors

RESULTS
MEN

Pl.	Name	Nation	Total Score	SP	FS
1	Adam SIAO HIM FA	FRA	267.77	1	2
2	Matteo RIZZO	ITA	259.92	2	1
3	Lukas BRITSCHGI	SUI	248.01	5	3
4	Kevin AYMOZ	FRA	240.92	4	4
5	Deniss VASILJEVS	LAT	236.35	3	6
6	Daniel GRASSL	ITA	230.83	8	5
7	Nika EGADZE	GEO	220.65	12	7
8	Mihhail SELEVKO	EST	218.30	11	8
9	Andreas NORDEBACK	SWE	212.95	9	10
10	Gabriele FRANGIPANI	ITA	211.62	7	12
11	Maurizio ZANDRON	AUT	207.68	13	11
12	Tomas-Llorenc GUARINO SABATE	ESP	205.19	14	13
13	Mark GORODNITSKY	ISR	202.34	22	9
14	Valtter VIRTANEN	FIN	198.28	18	14
15	Nikita STAROSTIN	GER	197.97	10	17
16	Morisi KVITELASHVILI	GEO	194.59	16	16
17	Vladimir SAMOILOV	POL	191.59	6	21
18	Adam HAGARA	SVK	189.72	21	15
19	Jari KESSLER	CRO	182.83	19	19
20	Burak DEMIRBOGA	TUR	182.82	23	18
21	Kyrylo MARSAK	UKR	181.98	17	22
22	Davide LEWTON BRAIN	MON	179.54	20	20
23	Graham NEWBERRY	GBR	174.64	15	24
24	Aleksandr VLASENKO	HUN	173.94	24	23
Final Not Reached					
25	Petr KOTLARIK	CZE	60.24	25	
26	Georgii RESHTENKO	CZE	54.52	26	
27	Larry LOUPOLOVER	BUL	53.26	27	
28	Samuel McALLISTER	IRL	48.07	28	
29	David SEDEJ	SLO	46.28	29	


Mr. Philippe MERIGUET, ISU
 Referee

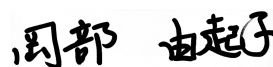
Ms. Yukiko OKABE, ISU
 Technical Controller

Legend:	SP Short Program	FS Free Skating	Pl. Place
----------------	-------------------------	------------------------	------------------

RESULTS
MEN SHORT PROGRAM

Pl.	Name	Nation	Total Segment Score
1	Adam SIAO HIM FA	FRA	96.53 Q
2	Matteo RIZZO	ITA	86.46 Q
3	Deniss VASILJEVS	LAT	84.81 Q
4	Kevin AYMOZ	FRA	83.75 Q
5	Lukas BRITSCHGI	SUI	79.26 Q
6	Vladimir SAMOILOV	POL	78.26 Q
7	Gabriele FRANGIPANI	ITA	77.35 Q
8	Daniel GRASSL	ITA	77.03 Q
9	Andreas NORDEBACK	SWE	75.98 Q
10	Nikita STAROSTIN	GER	74.70 Q
11	Mihhail SELEVKO	EST	73.74 Q
12	Nika EGADZE	GEO	72.96 Q
13	Maurizio ZANDRON	AUT	72.57 Q
14	Tomas-Llorenc GUARINO SABATE	ESP	71.65 Q
15	Graham NEWBERRY	GBR	70.85 Q
16	Morisi KVITELASHVILI	GEO	70.55 Q
17	Kyrylo MARSAK	UKR	70.41 Q
18	Valtter VIRTANEN	FIN	68.33 Q
19	Jari KESSLER	CRO	67.87 Q
20	Davide LEWTON BRAIN	MON	66.07 Q
21	Adam HAGARA	SVK	65.15 Q
22	Mark GORODNITSKY	ISR	64.94 Q
23	Burak DEMIRBOGA	TUR	64.33 Q
24	Aleksandr VLASENKO	HUN	62.49 Q
25	Petr KOTLARIK	CZE	60.24
26	Georgii RESHTENKO	CZE	54.52
27	Larry LOUPOLOVER	BUL	53.26
28	Samuel McALLISTER	IRL	48.07
29	David SEDEJ	SLO	46.28


Mr. Philippe MERIGUET, ISU
 Referee


Ms. Yukiko OKABE, ISU
 Technical Controller

Legend:
Q Qualified for Free Skating



PANEL OF JUDGES
MEN SHORT PROGRAM

Officials

Technical Controller	Ms. Yukiko OKABE	ISU
Technical Specialist	Ms. Vera VANDECAVEYE	ISU
Technical Specialist	Mr. Filip STILLER BOROWICZ	ISU

Judges

Referee	Mr. Philippe MERIGUET	ISU
Judge No. 1	Ms. Tatiana YORDANOVA	ISU
Judge No. 2	Ms. Carmen LAUN	ISU
Judge No. 3	Ms. Aniela HEBEL-SZMAK	ISU
Judge No. 4	Mr. Allan BOEHM	ISU
Judge No. 5	Ms. Agita ABELE	ISU
Judge No. 6	Ms. Ursula STAHL	ISU
Judge No. 7	Ms. Zanna KULIK	ISU
Judge No. 8	Mr. Josip CEROVAC	ISU
Judge No. 9	Ms. Ebru ANILDI	ISU

Data/Replay Operator

Data Operator	Mr. Martin PAULMICHL	ISU
Replay Operator	Ms. Daiana ALLEN	ISU



JUDGES DETAILS PER SKATER
MEN SHORT PROGRAM

Rank	Name	Nation	Starting Number	Total Segment Score	Total Element Score	Total Program Component Score (factored)						Total Deductions				
1	Adam SIAO HIM FA	FRA	26	96.53	52.75	43.78						0.00				
#	Executed Elements	Info	Base Value	GOE	J1	J2	J3	J4	J5	J6	J7	J8	J9	Ref.	Scores of Panel	
1	4T+3T		13.70	1.63	1	2	1	3	2	2	1	2	2		15.33	
2	3A		8.00	0.34	-1	1	0	0	1	1	0	0	2		8.34	
3	4S		9.70	1.39	0	2	1	2	1	3	1	2	1		11.09	
4	FCSp4		3.20	0.78	2	2	3	2	3	2	3	3	2		3.98	
5	StSq4		3.90	1.62	4	3	3	3	5	5	4	5	5		5.52	
6	CCoSp4		3.50	1.05	2	3	3	3	3	3	3	3	3		4.55	
7	CSSp4		3.00	0.94	3	4	3	3	4	3	3	3	3		3.94	
			45.00												52.75	
Program Components			Factor													
Composition			1.67	8.75	8.75	8.25	8.75	8.50	9.25	8.50	8.75	9.00				8.71
Presentation			1.67	8.50	9.00	8.50	9.25	8.75	9.25	8.25	8.75	9.25				8.86
Skating Skills			1.67	8.25	8.75	8.25	9.00	8.75	9.00	8.50	8.50	8.50				8.64
Judges Total Program Component Score (factored)															43.78	
Deductions:															0.00	

Rank	Name	Nation	Starting Number	Total Segment Score	Total Element Score	Total Program Component Score (factored)						Total Deductions				
2	Matteo RIZZO	ITA	28	86.46	44.66	41.80						0.00				
#	Executed Elements	Info	Base Value	GOE	J1	J2	J3	J4	J5	J6	J7	J8	J9	Ref.	Scores of Panel	
1	4T+2T		10.80	0.95	1	1	1	1	1	0	1	1	2		11.75	
2	4Lo<	<	8.40	-1.68	-2	-3	-2	-1	-2	-2	-2	-2	-2		6.72	
3	CCSp4		3.20	0.41	1	2	2	0	2	1	2	1	0		3.61	
4	3A	x	8.80	1.94	2	3	3	2	3	3	2	2	2		10.74	
5	CCoSp3		3.00	0.90	2	3	3	3	3	3	3	3	3		3.90	
6	StSq3		3.30	1.04	2	3	3	3	3	3	4	4	3		4.34	
7	FSSp4		3.00	0.60	1	3	3	3	2	1	2	2	1		3.60	
			40.50												44.66	
Program Components			Factor													
Composition			1.67	8.25	8.00	8.50	8.75	8.50	8.25	8.75	8.25	8.75	8.25	7.75		8.36
Presentation			1.67	8.00	8.25	8.50	8.75	8.25	8.75	9.00	8.50	8.50	8.25			8.46
Skating Skills			1.67	7.75	7.75	8.25	8.50	8.50	8.50	8.50	8.50	8.00	8.00			8.21
Judges Total Program Component Score (factored)															41.80	
Deductions:															0.00	

Rank	Name	Nation	Starting Number	Total Segment Score	Total Element Score	Total Program Component Score (factored)						Total Deductions				
3	Deniss VASILJEVS	LAT	23	84.81	42.41	42.40						0.00				
#	Executed Elements	Info	Base Value	GOE	J1	J2	J3	J4	J5	J6	J7	J8	J9	Ref.	Scores of Panel	
1	3F		5.30	1.51	2	3	2	3	3	5	3	3	3		6.81	
2	3A		8.00	1.71	2	2	2	2	2	3	2	1	3		9.71	
3	CCSp4		3.20	0.91	3	3	2	2	3	3	3	3	3		4.11	
4	3Lz+3T<	<	10.19	-1.60	-3	-3	-3	-3	-3	-3	-2	-2	-2		8.59	
5	StSq3		3.30	1.23	4	3	3	2	4	4	4	4	4		4.53	
6	CCoSp4		3.50	1.00	3	3	2	2	3	3	3	3	3		4.50	
7	FSSp4		3.00	1.16	4	4	4	3	4	5	4	4	3		4.16	
			36.49												42.41	
Program Components			Factor													
Composition			1.67	8.50	8.50	8.25	8.25	8.75	8.25	8.75	8.75	8.25	8.75			8.46
Presentation			1.67	8.25	8.50	8.50	8.75	8.25	8.75	8.50	8.50	8.50	8.75			8.54
Skating Skills			1.67	8.25	8.75	8.25	8.00	8.50	9.00	8.50	8.00	8.50				8.39
Judges Total Program Component Score (factored)															42.40	
Deductions:															0.00	

JUDGES DETAILS PER SKATER
MEN SHORT PROGRAM

Rank	Name	Nation	Starting Number	Total Segment Score	Total Element Score	Total Program Component Score (factored)						Total Deductions				
4	Kevin AYMOZ	FRA	25	83.75	39.84	43.91						0.00				
#	Executed Elements	Info	Base Value	GOE	J1	J2	J3	J4	J5	J6	J7	J8	J9	Ref.	Scores of Panel	
1	4T		9.50	2.58	2	2	3	3	3	4	2	3	3		12.08	
2	3Lz+3T		10.10	1.35	2	3	2	2	3	4	1	2	2		11.45	
3	CCSp3		2.80	0.72	2	3	3	2	4	2	3	2	3		3.52	
4	1A*	*	0.00	0.00	-	-	-	-	-	-	-	-	-		0.00	
5	FSSp4		3.00	0.86	3	3	4	2	3	2	3	3	3		3.86	
6	CCoSp4		3.50	0.90	3	3	3	2	2	2	4	2	3		4.40	
7	StSq3		3.30	1.23	4	4	4	3	3	3	4	4	4		4.53	
			32.20												39.84	
Program Components			Factor													
Composition			1.67	9.25	8.75	8.75	8.75	8.50	7.75	9.00	8.50	9.00			8.75	
Presentation			1.67	9.00	9.00	9.00	8.75	8.25	9.00	8.75	8.50	9.00			8.86	
Skating Skills			1.67	8.75	8.75	8.75	8.50	8.75	8.50	8.75	8.25	8.75			8.68	
Judges Total Program Component Score (factored)																43.91
Deductions:															0.00	

Rank	Name	Nation	Starting Number	Total Segment Score	Total Element Score	Total Program Component Score (factored)						Total Deductions				
5	Lukas BRITSCHGI	SUI	24	79.26	40.94	39.32						-1.00				
#	Executed Elements	Info	Base Value	GOE	J1	J2	J3	J4	J5	J6	J7	J8	J9	Ref.	Scores of Panel	
1	4T	F	9.50	-4.75	-5	-5	-5	-5	-5	-5	-5	-5	-5		4.75	
2	3A		8.00	1.49	2	2	2	2	2	2	1	1	2		9.49	
3	CSSp4		3.00	0.56	1	2	2	2	2	3	2	2	1		3.56	
4	3Lz+3T	x	11.11	0.67	1	1	1	1	2	1	2	0	1		11.78	
5	CCoSp3		3.00	0.64	2	3	2	2	3	1	2	2	2		3.64	
6	StSq3		3.30	0.94	3	3	3	2	3	3	3	2	3		4.24	
7	FCSp3		2.80	0.68	2	2	3	3	2	2	3	2	3		3.48	
			40.71												40.94	
Program Components			Factor													
Composition			1.67	7.50	7.75	8.25	8.25	8.00	7.75	7.75	7.50	8.00			7.86	
Presentation			1.67	7.50	8.00	8.00	8.50	7.75	8.00	7.50	7.25	8.25			7.86	
Skating Skills			1.67	7.75	7.75	8.00	8.00	8.00	7.75	7.75	7.25	7.75			7.82	
Judges Total Program Component Score (factored)																39.32
Deductions: Falls -1.00 (1)															-1.00	

Rank	Name	Nation	Starting Number	Total Segment Score	Total Element Score	Total Program Component Score (factored)						Total Deductions				
6	Vladimir SAMOILOV	POL	9	78.26	42.94	35.32						0.00				
#	Executed Elements	Info	Base Value	GOE	J1	J2	J3	J4	J5	J6	J7	J8	J9	Ref.	Scores of Panel	
1	4S		9.70	0.42	-1	0	1	1	1	-1	1	0	1		10.12	
2	3A		8.00	0.46	0	0	1	1	0	0	1	1	1		8.46	
3	FSSp4		3.00	0.30	1	1	1	-1	1	1	2	1	1		3.30	
4	3Lz+3T	x	11.11	0.25	1	0	1	1	1	-1	1	-2	0		11.36	
5	StSq2		2.60	0.33	1	1	1	1	2	1	1	2	2		2.93	
6	CCSp3		2.80	0.24	0	1	0	1	1	0	2	1	2		3.04	
7	CCoSp3		3.00	0.73	2	2	2	2	3	2	2	4	4		3.73	
			40.21												42.94	
Program Components			Factor													
Composition			1.67	7.00	6.75	7.00	6.75	7.00	7.00	6.75	6.50	6.75			6.86	
Presentation			1.67	7.25	6.75	7.25	7.00	7.00	7.25	7.00	7.00	7.00			7.11	
Skating Skills			1.67	7.50	6.75	7.50	7.25	7.25	7.25	7.00	7.00	7.00			7.18	
Judges Total Program Component Score (factored)																35.32
Deductions:															0.00	

JUDGES DETAILS PER SKATER
MEN SHORT PROGRAM

Rank	Name	Nation	Starting Number	Total Segment Score	Total Element Score	Total Program Component Score (factored)							Total Deductions			
7	Gabriele FRANGIPANI	ITA	19	77.35	40.19	38.16							-1.00			
#	Executed Elements	Info	Base Value	GOE	J1	J2	J3	J4	J5	J6	J7	J8	J9	Ref.	Scores of Panel	
1	4T+3T		13.70	1.49	1	2	1	2	2	2	1	1	2		15.19	
2	4S<	<	7.76	-0.67	-1	-1	-1	0	-1	0	-1	-1	-1		7.09	
3	CCoSp4		3.50	0.45	1	1	2	1	1	1	2	2	-2		3.95	
4	3A	x	8.80	-2.06	-2	-1	-3	-3	-2	-3	-2	-4	-3		6.74	
5	FSSp4		3.00	0.30	1	1	2	0	1	0	2	1	1		3.30	
6	CCSp2		2.30	-0.16	-1	0	-1	-2	-1	3	-1	-2	1		2.14	
7	StSq2	F	2.60	-0.82	-3	-3	-3	-3	-3	-3	-4	-4	-3		1.78	
			41.66												40.19	
Program Components			Factor													
Composition			1.67	7.50	7.75	7.75	7.75	7.25	7.50	7.25	7.50	7.50	7.75			7.57
Presentation			1.67	7.25	8.00	8.00	8.00	7.50	8.00	7.25	7.75	7.50				7.71
Skating Skills			1.67	6.75	7.50	7.75	8.25	7.50	7.50	7.50	7.50	7.50				7.57
Judges Total Program Component Score (factored)																38.16
Deductions:			Falls -1.00 (1)													-1.00

Rank	Name	Nation	Starting Number	Total Segment Score	Total Element Score	Total Program Component Score (factored)							Total Deductions			
8	Daniel GRASSL	ITA	29	77.03	37.12	39.91							0.00			
#	Executed Elements	Info	Base Value	GOE	J1	J2	J3	J4	J5	J6	J7	J8	J9	Ref.	Scores of Panel	
1	2Lz*	*	0.00	0.00	-	-	-	-	-	-	-	-	-		0.00	
2	3A		8.00	2.06	2	3	2	2	3	4	1	3	3		10.06	
3	FSSp4		3.00	0.51	1	2	3	0	2	1	2	1	3		3.51	
4	3Lz+3T	x	11.11	1.10	2	2	2	2	2	1	1	2	3		12.21	
5	CCSp3		2.80	0.72	3	3	1	3	3	3	1	4	2		3.52	
6	StSq3		3.30	0.66	2	2	2	1	2	1	3	3	2		3.96	
7	CCoSp3		3.00	0.86	3	2	4	3	3	2	2	5	3		3.86	
			31.21												37.12	
Program Components			Factor													
Composition			1.67	7.75	8.00	8.25	8.25	8.25	8.00	8.25	8.25	8.25	7.75			8.11
Presentation			1.67	7.25	8.00	8.50	8.25	8.00	7.25	7.75	7.75	7.50				7.79
Skating Skills			1.67	7.50	8.00	8.25	8.00	8.50	7.25	8.00	8.00	8.25				8.00
Judges Total Program Component Score (factored)																39.91
Deductions:																0.00

Rank	Name	Nation	Starting Number	Total Segment Score	Total Element Score	Total Program Component Score (factored)							Total Deductions			
9	Andreas NORDEBACK	SWE	18	75.98	39.43	36.55							0.00			
#	Executed Elements	Info	Base Value	GOE	J1	J2	J3	J4	J5	J6	J7	J8	J9	Ref.	Scores of Panel	
1	3A		8.00	-2.29	-3	-3	-3	-3	-2	-2	-3	-3	-3		5.71	
2	3Lz+3T		10.10	0.42	0	2	1	0	0	1	1	1	1		10.52	
3	FCSp4		3.20	0.50	1	2	2	1	1	3	2	1	2		3.70	
4	3F	x	5.83	0.91	1	2	2	1	2	3	1	2	2		6.74	
5	CCoSp4		3.50	0.55	1	3	2	1	1	3	1	2	1		4.05	
6	StSq4		3.90	1.00	1	2	2	2	3	4	3	4	2		4.90	
7	CSSp4		3.00	0.81	-1	3	2	2	3	3	3	3	3		3.81	
			37.53												39.43	
Program Components			Factor													
Composition			1.67	6.50	7.00	7.50	7.25	7.50	8.00	7.25	7.25	7.25				7.29
Presentation			1.67	6.75	7.25	7.50	7.75	7.25	8.00	7.00	7.50	7.50				7.39
Skating Skills			1.67	6.50	7.00	7.00	7.50	7.50	7.75	7.00	7.25	7.25				7.21
Judges Total Program Component Score (factored)																36.55
Deductions:																0.00

JUDGES DETAILS PER SKATER
MEN SHORT PROGRAM

Rank	Name	Nation	Starting Number	Total Segment Score	Total Element Score	Total Program Component Score (factored)						Total Deductions				
10	Nikita STAROSTIN	GER	13	74.70	38.86	35.84						0.00				
#	Executed Elements	Info	Base Value	GOE	J1	J2	J3	J4	J5	J6	J7	J8	J9	Ref.	Scores of Panel	
1	3A		8.00	0.46	0	1	0	1	1	-1	0	1	1		8.46	
2	3Lz+3T		10.10	0.25	1	1	0	0	0	1	0	0	1		10.35	
3	FSSp4		3.00	0.43	2	1	2	2	1	0	2	1	1		3.43	
4	3Flq	!	5.83	x -2.35	-4	-5	-5	-4	-4	-4	-5	-5	-4		3.48	
5	StSq4		3.90	1.00	3	2	3	1	2	2	3	3	3		4.90	
6	CCoSp4		3.50	0.95	3	3	3	3	3	2	2	3	2		4.45	
7	CCSp4		3.20	0.59	2	1	2	2	2	3	1	2	2		3.79	
			37.53												38.86	
Program Components			Factor													
Composition			1.67	7.50	6.75	7.50	7.00	6.75	7.75	7.50	7.25	7.25			7.25	
Presentation			1.67	7.25	6.75	7.50	7.50	7.00	8.00	7.25	7.00	7.00			7.21	
Skating Skills			1.67	7.00	6.75	7.00	7.00	6.75	7.75	6.75	7.25	7.25			7.00	
Judges Total Program Component Score (factored)																35.84
Deductions:													0.00			

Rank	Name	Nation	Starting Number	Total Segment Score	Total Element Score	Total Program Component Score (factored)						Total Deductions				
11	Mikhail SELEVKO	EST	21	73.74	36.80	37.94						-1.00				
#	Executed Elements	Info	Base Value	GOE	J1	J2	J3	J4	J5	J6	J7	J8	J9	Ref.	Scores of Panel	
1	4T+1T*	*	9.50	-4.75	-5	-5	-5	-5	-5	-5	-5	-5	-5		4.75	
2	4S		9.70	1.66	0	2	1	3	2	2	1	2	2		11.36	
3	CCoSp3		3.00	0.90	3	4	3	3	2	3	2	4	3		3.90	
4	3A	x	8.80	-2.51	-3	-2	-3	-4	-3	-4	-3	-3	-3		6.29	
5	FSSp4		3.00	0.64	1	2	3	2	3	2	2	2	2		3.64	
6	StSq3		3.30	0.90	2	2	3	1	3	3	3	3	3		4.20	
7	CCSp2		2.30	0.36	1	1	2	1	2	2	2	1	2		2.66	
			39.60												36.80	
Program Components			Factor													
Composition			1.67	7.50	7.50	7.75	7.75	7.50	7.50	7.50	7.50	7.50	7.50	7.50		7.54
Presentation			1.67	7.25	7.75	7.75	7.75	7.25	7.75	7.25	7.75	7.75	7.75	7.75		7.61
Skating Skills			1.67	7.25	7.50	7.75	8.00	7.75	7.50	7.50	7.50	7.50	7.50	7.50		7.57
Judges Total Program Component Score (factored)																37.94
Deductions:				Time violation	-1.00											-1.00

Rank	Name	Nation	Starting Number	Total Segment Score	Total Element Score	Total Program Component Score (factored)						Total Deductions				
12	Nika EGADZE	GEO	22	72.96	38.18	35.78						-1.00				
#	Executed Elements	Info	Base Value	GOE	J1	J2	J3	J4	J5	J6	J7	J8	J9	Ref.	Scores of Panel	
1	4S+2T		11.00	0.28	1	0	0	1	1	-2	0	0	0		11.28	
2	4Tq	F	9.50	-4.75	-5	-5	-5	-5	-5	-5	-5	-5	-5		4.75	
3	FCSp4		3.20	0.18	1	0	2	0	0	2	1	0	0		3.38	
4	3A	x	8.80	0.57	0	1	1	1	2	0	0	1	1		9.37	
5	CSSp4		3.00	-0.04	-1	1	-1	-1	1	-1	1	2	-1		2.96	
6	StSq2		2.60	0.37	1	1	1	1	2	-1	2	2	2		2.97	
7	CCoSp3		3.00	0.47	1	1	1	2	2	2	1	2	3		3.47	
			41.10												38.18	
Program Components			Factor													
Composition			1.67	7.25	7.25	7.25	7.75	7.25	6.00	7.25	7.00	7.00			7.18	
Presentation			1.67	7.00	7.00	7.00	7.50	7.00	6.25	6.75	7.00	7.00			6.96	
Skating Skills			1.67	7.50	7.25	7.25	7.75	7.50	6.75	7.00	7.25	7.25			7.29	
Judges Total Program Component Score (factored)																35.78
Deductions:				Falls	-1.00 (1)											-1.00

JUDGES DETAILS PER SKATER
MEN SHORT PROGRAM

Rank	Name	Nation	Starting Number	Total Segment Score	Total Element Score	Total Program Component Score (factored)						Total Deductions				
13	Maurizio ZANDRON	AUT	20	72.57	37.38	35.19						0.00				
#	Executed Elements	Info	Base Value	GOE	J1	J2	J3	J4	J5	J6	J7	J8	J9	Ref.	Scores of Panel	
1	3A		8.00	-0.46	-1	0	0	-1	0	-1	-1	0	-1		7.54	
2	3Lo		4.90	0.21	0	1	1	0	1	0	0	1	0		5.11	
3	FSSp4		3.00	0.30	0	0	2	1	1	1	1	1	2		3.30	
4	3Lz+3T		11.11	x 0.51	1	1	1	1	0	2	1	0	1		11.62	
5	CCoSp3		3.00	-0.34	-2	-1	-1	-2	-1	-1	-1	-1	0		2.66	
6	StSq3		3.30	0.42	1	1	2	1	1	1	2	2	1		3.72	
7	CCSp4		3.20	0.23	0	0	1	1	1	1	1	1	-1		3.43	
			36.51												37.38	
Program Components			Factor													
Composition			1.67	6.75	7.00	7.25	7.50	6.75	7.25	7.00	7.50	6.75	7.07			
Presentation			1.67	7.00	7.00	7.25	7.25	6.50	7.50	7.25	7.25	6.50	7.07			
Skating Skills			1.67	6.50	6.75	6.75	7.50	7.00	7.25	6.75	7.00	7.00	6.93			
Judges Total Program Component Score (factored)													35.19			
Deductions:															0.00	
Rank	Name	Nation	Starting Number	Total Segment Score	Total Element Score	Total Program Component Score (factored)						Total Deductions				
14	Tomas-Llorenc GUARINO SABATE	ESP	17	71.65	36.35	35.30						0.00				
#	Executed Elements	Info	Base Value	GOE	J1	J2	J3	J4	J5	J6	J7	J8	J9	Ref.	Scores of Panel	
1	3A<	<	6.40	-1.28	-2	-3	-2	-2	-2	-1	-2	-2	-2		5.12	
2	3Lz+3T		10.10	1.01	2	2	1	2	2	2	1	1	2		11.11	
3	CCSp4		3.20	0.41	1	2	1	0	2	3	1	1	1		3.61	
4	3F		5.83	x 0.91	2	2	1	1	3	1	2	2	2		6.74	
5	FSSp4		3.00	0.30	1	1	2	1	2	0	1	1	0		3.30	
6	StSq2		2.60	0.48	1	1	2	1	2	2	2	3	3		3.08	
7	CCoSp3		3.00	0.39	1	2	2	1	1	2	1	1	-2		3.39	
			34.13												36.35	
Program Components			Factor													
Composition			1.67	6.75	6.50	6.75	7.00	7.00	7.50	7.25	7.25	7.00	7.00	7.00	7.00	7.00
Presentation			1.67	7.00	6.75	7.00	7.50	7.25	7.75	7.25	7.00	7.50	7.21			
Skating Skills			1.67	6.50	6.50	6.75	7.25	7.25	7.75	7.00	6.75	7.00	6.93			
Judges Total Program Component Score (factored)													35.30			
Deductions:															0.00	
Rank	Name	Nation	Starting Number	Total Segment Score	Total Element Score	Total Program Component Score (factored)						Total Deductions				
15	Graham NEWBERRY	GBR	7	70.85	37.08	33.77						0.00				
#	Executed Elements	Info	Base Value	GOE	J1	J2	J3	J4	J5	J6	J7	J8	J9	Ref.	Scores of Panel	
1	3A		8.00	0.11	1	0	0	0	0	0	0	0	1		8.11	
2	3Lo+3T		9.10	0.63	2	2	1	1	1	1	1	1	2		9.73	
3	FCSp4		3.20	0.64	2	3	2	2	2	1	2	2	2		3.84	
4	3Lz		5.90	-0.08	0	1	0	1	1	-1	-2	-3	0		5.82	
5	CSSp3		2.60	0.26	2	2	0	1	2	0	1	0	1		2.86	
6	StSq2		2.60	0.37	1	2	1	1	1	1	2	2	2		2.97	
7	CCoSp4		3.50	0.25	0	2	1	0	1	0	0	1	2		3.75	
			34.90												37.08	
Program Components			Factor													
Composition			1.67	7.25	6.75	6.50	6.50	6.75	6.25	7.00	6.50	6.75	6.68			
Presentation			1.67	7.50	7.25	6.75	6.75	7.00	7.25	6.75	6.75	6.75	6.93			
Skating Skills			1.67	6.75	6.75	6.50	6.50	6.75	6.50	6.50	6.50	7.00	6.61			
Judges Total Program Component Score (factored)													33.77			
Deductions:															0.00	

JUDGES DETAILS PER SKATER
MEN SHORT PROGRAM

Rank	Name	Nation	Starting Number	Total Segment Score	Total Element Score	Total Program Component Score (factored)							Total Deductions			
16	Morisi KVITELASHVILI	GEO	27	70.55	32.57	37.98							0.00			
#	Executed Elements	Info	Base Value	GOE	J1	J2	J3	J4	J5	J6	J7	J8	J9	Ref.	Scores of Panel	
1	4Sq+3T	q	13.90	-4.71	-5	-5	-5	-4	-5	-4	-5	-5	-5		9.19	
2	1A*	*	0.00	0.00	-	-	-	-	-	-	-	-	-		0.00	
3	FCSp3		2.80	0.52	1	1	2	2	3	3	1	2	2		3.32	
4	4T	x	10.45	-1.22	-4	-1	-2	0	0	-2	-2	-1	-1		9.23	
5	StSq2		2.60	0.59	3	1	3	2	3	1	1	3	3		3.19	
6	CSSp4		3.00	0.39	2	1	0	3	2	3	1	0	-2		3.39	
7	CCoSp4		3.50	0.75	2	2	3	3	2	2	0	2	2		4.25	
			36.25												32.57	
Program Components			Factor													
Composition			1.67	7.00	7.75	7.75	8.25	7.75	7.00	7.25	7.25	7.50			7.46	
Presentation			1.67	6.75	7.75	7.75	8.00	7.50	7.50	7.00	6.75	7.50			7.39	
Skating Skills			1.67	7.50	8.00	8.00	8.25	8.00	8.50	7.25	7.75	7.75			7.89	
Judges Total Program Component Score (factored)																37.98
Deductions:															0.00	

Rank	Name	Nation	Starting Number	Total Segment Score	Total Element Score	Total Program Component Score (factored)							Total Deductions			
17	Kyrylo MARSAK	UKR	6	70.41	38.19	32.22							0.00			
#	Executed Elements	Info	Base Value	GOE	J1	J2	J3	J4	J5	J6	J7	J8	J9	Ref.	Scores of Panel	
1	3A		8.00	0.80	0	1	1	1	1	2	0	1	2		8.80	
2	3Lz+3T		10.10	0.84	1	2	1	2	0	2	1	1	2		10.94	
3	FSSp4		3.00	0.39	1	0	2	1	1	1	1	2	2		3.39	
4	StSq2		2.60	0.22	0	0	1	1	0	2	1	1	2		2.82	
5	3Lo	x	5.39	0.42	1	1	1	1	1	0	0	2	1		5.81	
6	CCSp3		2.80	0.24	1	-1	1	0	1	1	1	1	1		3.04	
7	CCoSp3		3.00	0.39	2	2	1	1	1	1	0	2	1		3.39	
			34.89												38.19	
Program Components			Factor													
Composition			1.67	6.50	6.25	6.75	6.00	5.75	6.75	6.25	6.50	6.75	6.50			6.43
Presentation			1.67	6.50	6.25	6.50	6.50	6.00	7.25	6.00	6.75	6.50			6.43	
Skating Skills			1.67	6.25	6.25	6.75	6.25	6.25	7.00	6.25	6.75	6.50			6.43	
Judges Total Program Component Score (factored)																32.22
Deductions:															0.00	

Rank	Name	Nation	Starting Number	Total Segment Score	Total Element Score	Total Program Component Score (factored)							Total Deductions			
18	Valtter VIRTANEN	FIN	14	68.33	32.90	35.43							0.00			
#	Executed Elements	Info	Base Value	GOE	J1	J2	J3	J4	J5	J6	J7	J8	J9	Ref.	Scores of Panel	
1	3T+3T		8.40	0.90	2	2	2	2	2	3	2	2	3		9.30	
2	3Lz		5.90	-0.51	-1	-1	-1	-2	-1	-1	-1	0	0		5.39	
3	2A		3.30	0.00	0	0	0	-1	0	0	0	1	0		3.30	
4	FCSp4		3.20	0.46	2	1	1	-1	0	2	2	3	2		3.66	
5	StSq4		3.90	0.84	2	1	2	0	2	3	2	3	3		4.74	
6	CSSp4		3.00	0.47	2	1	1	1	2	2	2	2	1		3.47	
7	CCoSp3		3.00	0.04	0	0	0	-1	0	0	1	1	0		3.04	
			30.70												32.90	
Program Components			Factor													
Composition			1.67	7.25	7.00	7.50	6.25	7.00	8.00	7.25	7.25	7.00			7.18	
Presentation			1.67	7.00	7.00	7.25	6.25	6.75	7.25	7.00	7.50	7.50			7.11	
Skating Skills			1.67	6.75	6.75	7.00	6.50	7.00	7.75	6.50	7.25	7.25			6.93	
Judges Total Program Component Score (factored)																35.43
Deductions:															0.00	

JUDGES DETAILS PER SKATER
MEN SHORT PROGRAM

Rank	Name	Nation	Starting Number	Total Segment Score	Total Element Score	Total Program Component Score (factored)						Total Deductions			
19	Jari KESSLER	CRO	11	67.87	32.66	35.21						0.00			
#	Executed Elements	Info	Base Value	GOE	J1	J2	J3	J4	J5	J6	J7	J8	J9	Ref.	Scores of Panel
1	3Lz+3T		10.10	-1.52	-4	-3	-2	-3	-3	-3	-2	-2	-2		8.58
2	3Lo		4.90	0.63	2	1	1	1	2	1	1	1	2		5.53
3	FSSp4		3.00	0.26	1	1	2	0	1	0	2	0	1		3.26
4	2A		3.63	x 0.38	1	1	2	0	1	2	0	1	2		4.01
5	CCSp4		3.20	0.78	2	2	2	2	3	5	2	3	3		3.98
6	StSq3		3.30	0.66	1	2	2	1	3	2	2	3	2		3.96
7	CCoSp3		3.00	0.34	1	1	1	1	1	0	1	2	2		3.34
			31.13												32.66
Program Components			Factor												
Composition			1.67	6.75	6.50	7.50	6.50	7.25	8.00	7.00	7.00	7.00	7.25		7.04
Presentation			1.67	7.25	6.75	7.50	6.25	7.25	8.00	6.50	7.00	7.00		7.04	
Skating Skills			1.67	7.00	7.00	7.00	6.25	7.00	7.75	6.75	7.25	7.00		7.00	
Judges Total Program Component Score (factored)															35.21
Deductions:														0.00	

Rank	Name	Nation	Starting Number	Total Segment Score	Total Element Score	Total Program Component Score (factored)						Total Deductions			
20	Daive LEWTON BRAIN	MON	15	66.07	31.60	34.47						0.00			
#	Executed Elements	Info	Base Value	GOE	J1	J2	J3	J4	J5	J6	J7	J8	J9	Ref.	Scores of Panel
1	2A		3.30	0.47	1	2	1	1	1	3	1	2	2		3.77
2	3Lz		5.90	-2.36	-4	-4	-4	-4	-4	-4	-4	-4	-4		3.54
3	FCSp4		3.20	0.69	3	3	2	2	2	2	2	2	2		3.89
4	3T+3T		9.24	x 0.00	0	0	0	0	0	0	-1	0	1		9.24
5	CSSp4		3.00	0.39	0	2	1	1	1	1	1	2	2		3.39
6	StSq3		3.30	0.47	2	1	1	2	1	1	1	2	3		3.77
7	CCoSp4		3.50	0.50	1	2	1	2	1	1	1	2	2		4.00
			31.44												31.60
Program Components			Factor												
Composition			1.67	7.50	6.75	6.50	7.00	6.75	7.00	6.50	7.00	7.25		6.89	
Presentation			1.67	7.25	7.00	6.50	7.25	6.50	7.25	6.50	7.25	7.50		7.00	
Skating Skills			1.67	7.00	6.75	6.75	7.00	6.75	6.00	6.25	7.00	6.75		6.75	
Judges Total Program Component Score (factored)															34.47
Deductions:														0.00	

Rank	Name	Nation	Starting Number	Total Segment Score	Total Element Score	Total Program Component Score (factored)						Total Deductions			
21	Adam HAGARA	SVK	16	65.15	34.31	30.84						0.00			
#	Executed Elements	Info	Base Value	GOE	J1	J2	J3	J4	J5	J6	J7	J8	J9	Ref.	Scores of Panel
1	3A		8.00	0.80	1	1	1	1	1	0	1	1	1		8.80
2	3Lz!+3T	!	10.10	-1.94	-4	-4	-2	-2	-3	-3	-4	-4	-3		8.16
3	FCSp4		3.20	-0.18	0	-2	0	-1	0	0	0	-2	-1		3.02
4	3F		5.83	x 0.23	0	1	0	1	1	0	0	1	0		6.06
5	StSq3		3.30	0.19	-1	0	1	1	0	1	1	0	1		3.49
6	CSSp2		2.30	-0.13	-1	0	-2	0	1	0	-2	1	-2		2.17
7	CCoSp3		3.00	-0.39	-2	-1	-1	-1	-2	-1	-1	-1	-2		2.61
			35.73												34.31
Program Components			Factor												
Composition			1.67	6.00	6.25	6.25	6.50	6.00	6.50	6.00	5.75	6.00		6.14	
Presentation			1.67	5.75	6.25	6.00	6.25	6.00	6.75	5.75	5.50	6.25		6.04	
Skating Skills			1.67	6.00	6.25	6.25	6.75	6.25	6.50	6.25	6.00	6.50		6.29	
Judges Total Program Component Score (factored)															30.84
Deductions:														0.00	

JUDGES DETAILS PER SKATER

MEN SHORT PROGRAM

Rank	Name	Nation	Starting Number	Total Segment Score	Total Element Score	Total Program Component Score (factored)						Total Deductions				
22	Mark GORODNITSKY	ISR	10	64.94	32.14	32.80						0.00				
#	Executed Elements	Info	Base Value	GOE	J1	J2	J3	J4	J5	J6	J7	J8	J9	Ref.	Scores of Panel	
1	2A		3.30	-0.90	-2	-3	-3	-3	-2	-4	-2	-4	-2		2.40	
2	3F+3T		9.50	0.38	1	1	1	1	0	0	1	0	1		9.88	
3	FCSp3		2.80	0.32	1	1	1	1	1	2	2	1	1		3.12	
4	3Lz	x	6.49	0.59	1	0	1	1	1	1	1	1	1		7.08	
5	CCoSp3		3.00	0.39	1	2	1	1	2	0	1	2	1		3.39	
6	StSq2		2.60	0.41	2	2	1	1	1	2	1	2	2		3.01	
7	CSSp4		3.00	0.26	-1	1	1	1	1	1	0	1	2		3.26	
			30.69												32.14	
Program Components			Factor													
Composition			1.67	6.50	7.00	6.25	6.50	6.50	6.50	5.50	6.75	6.50	6.25		6.46	
Presentation			1.67	6.50	7.25	6.50	6.50	6.50	6.50	6.50	6.50	6.75	6.00		6.54	
Skating Skills			1.67	6.75	6.75	6.75	6.25	6.75	6.25	6.75	7.00	6.50		6.64		
Judges Total Program Component Score (factored)																32.80
Deductions:															0.00	

Rank	Name	Nation	Starting Number	Total Segment Score	Total Element Score	Total Program Component Score (factored)						Total Deductions				
23	Burak DEMIRBOGA	TUR	12	64.33	31.78	32.55						0.00				
#	Executed Elements	Info	Base Value	GOE	J1	J2	J3	J4	J5	J6	J7	J8	J9	Ref.	Scores of Panel	
1	3A		8.00	-2.40	-3	-2	-3	-3	-2	-4	-3	-4	-3		5.60	
2	3Lze+3T	e	8.92	-0.74	-1	-2	-3	-2	-1	-2	-2	-1	-1		8.18	
3	CSSp4		3.00	0.26	1	2	1	0	1	2	0	1	0		3.26	
4	3F	x	5.83	0.76	1	1	1	2	2	2	1	1	2		6.59	
5	FCSp3		2.80	0.12	1	0	1	0	0	0	1	1	0		2.92	
6	StSq2		2.60	0.22	1	1	1	0	1	1	0	1	2		2.82	
7	CCoSp3V		2.25	0.16	0	1	1	0	1	1	0	1	1		2.41	
			33.40												31.78	
Program Components			Factor													
Composition			1.67	6.50	6.50	6.00	6.25	6.50	6.75	6.50	6.25	6.25	6.75		6.46	
Presentation			1.67	6.75	6.75	6.25	6.50	6.25	7.00	6.25	6.25	6.25	6.50		6.46	
Skating Skills			1.67	7.00	6.50	6.50	6.50	6.75	6.50	6.50	6.50	6.50	6.75		6.57	
Judges Total Program Component Score (factored)																32.55
Deductions:															0.00	

Rank	Name	Nation	Starting Number	Total Segment Score	Total Element Score	Total Program Component Score (factored)						Total Deductions				
24	Aleksandr VLASENKO	HUN	5	62.49	32.83	29.66						0.00				
#	Executed Elements	Info	Base Value	GOE	J1	J2	J3	J4	J5	J6	J7	J8	J9	Ref.	Scores of Panel	
1	3A		8.00	0.80	1	1	0	2	1	3	1	0	1		8.80	
2	3Lo		4.90	0.70	2	1	2	2	1	1	1	1	2		5.60	
3	CSSp4		3.00	0.17	0	1	1	0	0	1	0	1	1		3.17	
4	3F+2T		6.60	-1.67	-3	-4	-4	-3	-3	-3	-3	-3	-3		4.93	
5	FCSp4		3.20	0.05	-1	0	0	1	0	0	1	0	0		3.25	
6	StSq3		3.30	0.28	1	0	1	0	1	1	1	1	2		3.58	
7	CCoSp4		3.50	0.00	0	0	0	0	0	1	0	0	0		3.50	
			32.50												32.83	
Program Components			Factor													
Composition			1.67	6.25	6.00	5.50	5.75	6.00	6.50	6.00	6.00	6.00	5.25		5.93	
Presentation			1.67	5.75	5.75	5.25	6.00	5.75	6.00	5.75	5.75	5.75	5.75		5.79	
Skating Skills			1.67	6.00	6.00	5.50	6.25	6.00	6.25	6.00	6.00	6.00	6.00		6.04	
Judges Total Program Component Score (factored)																29.66
Deductions:															0.00	

JUDGES DETAILS PER SKATER
MEN SHORT PROGRAM

Rank	Name	Nation	Starting Number	Total Segment Score	Total Element Score	Total Program Component Score (factored)						Total Deductions			
25	Petr KOTLARIK	CZE	2	60.24	31.20	29.04						0.00			
#	Executed Elements	Info	Base Value	GOE	J1	J2	J3	J4	J5	J6	J7	J8	J9	Ref.	Scores of Panel
1	3Lz+3T		10.10	-0.93	-1	-2	-2	-1	-1	-2	-1	-2	-2		9.17
2	3F		5.30	0.68	1	1	1	1	1	1	2	2	2		5.98
3	CCSp4		3.20	0.18	0	1	1	1	0	0	1	1	0		3.38
4	FSSp4		3.00	0.30	0	1	1	1	1	1	1	1	1		3.30
5	2A		3.63	x 0.38	1	0	1	1	1	2	1	1	2		4.01
6	StSq2		2.60	0.30	1	0	1	1	1	2	1	1	2		2.90
7	CCoSp2		2.50	-0.04	0	0	0	0	0	-1	0	0	-2		2.46
			30.33												31.20
Program Components			Factor												
Composition			1.67	5.50	5.75	5.25	5.75	6.25	5.75	5.75	5.75	5.75	5.25		5.64
Presentation			1.67	5.50	6.00	5.50	6.00	6.00	6.00	6.00	5.75	6.00	5.50		5.82
Skating Skills			1.67	5.75	5.75	6.00	5.75	6.50	6.25	6.00	6.00	6.00	5.50		5.93
Judges Total Program Component Score (factored)															29.04
Deductions:												0.00			

Rank	Name	Nation	Starting Number	Total Segment Score	Total Element Score	Total Program Component Score (factored)						Total Deductions			
26	Georgii RESHTENKO	CZE	8	54.52	25.57	30.95						-2.00			
#	Executed Elements	Info	Base Value	GOE	J1	J2	J3	J4	J5	J6	J7	J8	J9	Ref.	Scores of Panel
1	4T		9.50	-2.85	-3	-3	-4	-3	-2	-4	-3	-3	-2		6.65
2	3Aq	F	8.00	-4.00	-5	-5	-5	-5	-5	-5	-5	-5	-5		4.00
3	CCoSp3		3.00	0.51	2	2	1	1	2	2	2	1	2		3.51
4	3Lz+COMBO	F	6.49	x -2.95	-5	-5	-5	-5	-5	-5	-5	-5	-5		3.54
5	FSSp3		2.60	0.26	2	1	1	1	1	0	2	1	0		2.86
6	StSq2		2.60	0.37	1	1	2	1	2	1	1	2	2		2.97
7	CCSp2		2.30	-0.26	-1	-1	-1	-2	0	-1	-1	-1	-2		2.04
			34.49												25.57
Program Components			Factor												
Composition			1.67	6.25	6.25	6.50	6.25	6.25	6.25	6.25	6.25	6.00	6.25		6.25
Presentation			1.67	6.50	6.00	6.00	5.75	5.75	6.25	5.75	5.75	5.75	5.75		5.89
Skating Skills			1.67	6.50	6.25	6.75	6.25	6.25	6.75	6.25	6.00	6.50		6.39	
Judges Total Program Component Score (factored)															30.95
Deductions:				Falls	-2.00 (2)										-2.00

Rank	Name	Nation	Starting Number	Total Segment Score	Total Element Score	Total Program Component Score (factored)						Total Deductions			
27	Larry LOUPOLOVER	BUL	4	53.26	25.82	27.44						0.00			
#	Executed Elements	Info	Base Value	GOE	J1	J2	J3	J4	J5	J6	J7	J8	J9	Ref.	Scores of Panel
1	2Lz+3T		6.30	-0.12	0	-1	0	0	0	-2	0	-1	0		6.18
2	2A		3.30	0.42	1	1	1	2	1	2	1	1	2		3.72
3	FCSp3		2.80	0.16	1	0	0	1	0	0	2	1	1		2.96
4	3F		5.83	x 0.53	1	1	0	2	1	2	1	0	1		6.36
5	StSq2		2.60	0.11	1	0	0	1	0	0	0	1	1		2.71
6	CSSp3		2.60	-0.11	0	-1	0	0	0	-2	0	-1	-1		2.49
7	CCoSp2V		1.88	-0.48	-2	-2	-4	-3	-2	-3	-3	-3	-2		1.40
			25.31												25.82
Program Components			Factor												
Composition			1.67	5.50	5.75	4.75	5.25	5.50	5.75	5.50	5.50	4.25	5.25		5.36
Presentation			1.67	5.75	6.00	4.50	6.00	5.50	6.00	5.25	4.00	5.50		5.50	
Skating Skills			1.67	5.75	5.75	4.75	5.75	5.75	6.00	5.50	4.75	5.75		5.57	
Judges Total Program Component Score (factored)															27.44
Deductions:												0.00			

**JUDGES DETAILS PER SKATER
MEN SHORT PROGRAM**


Rank	Name	Nation	Starting Number	Total Segment Score	Total Element Score	Total Program Component Score (factored)						Total Deductions			
28	Samuel McALLISTER	IRL	3	48.07	21.09	27.98						-1.00			
#	Executed Elements	Info	Base Value	GOE	J1	J2	J3	J4	J5	J6	J7	J8	J9	Ref.	Scores of Panel
1	3Lz		5.90	-2.11	-4	-4	-3	-3	-2	-3	-4	-4	-4		3.79
2	3T+3T<<	F	5.50	-2.10	-5	-5	-5	-5	-5	-5	-5	-5	-5		3.40
3	CCSp3		2.80	0.12	0	0	1	1	0	0	0	1	1		2.92
4	StSq2		2.60	0.22	1	1	1	0	1	1	0	1	2		2.82
5	2A	x	3.63	-1.18	-3	-4	-4	-4	-3	-4	-3	-4	-3		2.45
6	FSSp4		3.00	0.43	1	2	1	2	1	0	2	2	1		3.43
7	CCoSp3V		2.25	0.03	0	0	1	0	0	0	0	1	0		2.28
			25.68												21.09
Program Components			Factor												
Composition			1.67	5.75	6.00	5.25	5.50	6.00	5.75	6.00	5.25	5.75		5.71	
Presentation			1.67	5.50	6.50	5.00	5.00	5.50	5.50	5.50	5.00	5.50		5.36	
Skating Skills			1.67	5.75	6.00	5.25	5.25	5.75	5.75	5.75	5.50	6.25		5.68	
Judges Total Program Component Score (factored)													27.98		
Deductions:			Falls	-1.00 (1)										-1.00	

Rank	Name	Nation	Starting Number	Total Segment Score	Total Element Score	Total Program Component Score (factored)						Total Deductions			
29	David SEDEJ	SLO	1	46.28	20.10	26.18						0.00			
#	Executed Elements	Info	Base Value	GOE	J1	J2	J3	J4	J5	J6	J7	J8	J9	Ref.	Scores of Panel
1	3Lz+2T		7.20	0.00	0	0	0	0	0	0	0	0	0		7.20
2	2A		3.30	0.24	1	1	1	1	0	0	1	1	0		3.54
3	CSSp4		3.00	0.09	-1	0	0	0	1	0	0	1	1		3.09
4	2F*	*	0.00	0.00	-	-	-	-	-	-	-	-	-		0.00
5	FCSp2		2.30	-0.20	-1	-1	0	-2	-1	-1	0	-1	-1		2.10
6	StSq2		2.60	-0.04	-1	-1	1	0	0	0	0	-1	1		2.56
7	CCoSp2V		1.88	-0.27	-2	-3	-1	-1	-1	-2	-1	-2	-1		1.61
			20.28												20.10
Program Components			Factor												
Composition			1.67	5.25	5.25	5.25	5.25	5.25	6.00	5.25	5.00	5.00		5.21	
Presentation			1.67	5.00	4.75	5.50	5.00	5.25	5.75	5.25	4.50	5.00		5.11	
Skating Skills			1.67	5.50	5.00	5.25	5.50	5.50	6.00	5.50	4.75	5.25		5.36	
Judges Total Program Component Score (factored)													26.18		
Deductions:													0.00		

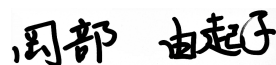
Legend:							
#	Sequence number	GOE	Grade of Execution	Jx	Judges (x=1-9)	Ref.	Referee
*	Invalid element	e	Wrong edge	<	Under-rotated jump	<<	Downgraded jump
x	Credit for highlight distribution, base value multiplied by 1.1			!	Not clear edge	F	Fall
q	Jump landed on the quarter						

RESULTS
MEN FREE SKATING

Pl.	Name	Nation	Total Segment Score
1	Matteo RIZZO	ITA	173.46
2	Adam SIAO HIM FA	FRA	171.24
3	Lukas BRITSCHGI	SUI	168.75
4	Kevin AYMOZ	FRA	157.17
5	Daniel GRASSL	ITA	153.80
6	Deniss VASILJEVS	LAT	151.54
7	Nika EGADZE	GEO	147.69
8	Mihhail SELEVKO	EST	144.56
9	Mark GORODNITSKY	ISR	137.40
10	Andreas NORDEBACK	SWE	136.97
11	Maurizio ZANDRON	AUT	135.11
12	Gabriele FRANGIPANI	ITA	134.27
13	Tomas-Llorenc GUARINO SABATE	ESP	133.54
14	Valtter VIRTANEN	FIN	129.95
15	Adam HAGARA	SVK	124.57
16	Morisi KVITELASHVILI	GEO	124.04
17	Nikita STAROSTIN	GER	123.27
18	Burak DEMIRBOGA	TUR	118.49
19	Jari KESSLER	CRO	114.96
20	Davide LEWTON BRAIN	MON	113.47
21	Vladimir SAMOILOV	POL	113.33
22	Kyrylo MARSAK	UKR	111.57
23	Aleksandr VLASENKO	HUN	111.45
24	Graham NEWBERRY	GBR	103.79



Mr. Philippe MERIGUET, ISU
Referee



Ms. Yukiko OKABE, ISU
Technical Controller



PANEL OF JUDGES
MEN FREE SKATING

Officials

Technical Controller	Ms. Yukiko OKABE	ISU
Technical Specialist	Ms. Vera VANDECAVEYE	ISU
Technical Specialist	Mr. Filip STILLER BOROWICZ	ISU

Judges

Referee	Mr. Philippe MERIGUET	ISU
Judge No. 1	Ms. Ursula STAHL	ISU
Judge No. 2	Ms. Raffaella LOCATELLI	ISU
Judge No. 3	Mr. Attila SOOS	ISU
Judge No. 4	Ms. Aniela HEBEL-SZMAK	ISU
Judge No. 5	Ms. Lisa DAVIDSON	ISU
Judge No. 6	Ms. Marjo KANKAANRANTA	ISU
Judge No. 7	Ms. Agita ABELE	ISU
Judge No. 8	Ms. Zanna KULIK	ISU
Judge No. 9	Ms. Tatiana YORDANOVA	ISU

Data/Replay Operator

Data Operator	Mr. Martin PAULMICHL	ISU
Replay Operator	Ms. Daiana ALLEN	ISU



JUDGES DETAILS PER SKATER
MEN FREE SKATING

Rank	Name	Nation	Starting Number	Total Segment Score	Total Element Score	Total Program Component Score (factored)						Total Deductions				
1	Matteo RIZZO	ITA	23	173.46	86.88	86.58						0.00				
#	Executed Elements	Info	Base Value	GOE	J1	J2	J3	J4	J5	J6	J7	J8	J9	Ref.	Scores of Panel	
1	4T		9.50	-3.94	-4	-5	-4	-5	-4	-4	-3	-4	-4		5.56	
2	4Lo		10.50	1.65	0	0	3	1	1	2	2	3	2		12.15	
3	3F+1Eu+3S		10.10	0.91	0	3	1	1	2	2	1	3	2		11.01	
4	3Lz		5.90	1.10	1	2	3	2	2	2	1	2	2		7.00	
5	CCoSp3		3.00	0.69	2	2	2	4	3	3	2	2	2		3.69	
6	ChSq1		3.00	1.21	3	2	3	1	1	3	2	3	3		4.21	
7	3A+2A+SEQ		12.43	x 2.51	3	3	4	3	3	3	3	4	3		14.94	
8	3T		4.62	x 1.14	3	3	3	3	2	4	2	3	2		5.76	
9	3A+2T		10.23	x 1.83	0	2	2	3	2	2	2	3	3		12.06	
10	CCSp2		2.30	0.13	-1	0	1	0	-1	2	0	2	2		2.43	
11	FSSp4		3.00	0.64	1	2	2	2	2	3	2	3	2		3.64	
12	StSq3		3.30	1.13	3	3	3	3	2	4	4	5	4		4.43	
			77.88												86.88	
Program Components			Factor													
Composition			3.33	8.00	8.50	8.50	8.00	8.75	8.50	8.50	9.00	8.75	9.00	8.75		8.50
Presentation			3.33	8.50	8.75	9.00	8.25	8.75	8.75	9.25	8.75	9.00	9.00	9.00		8.82
Skating Skills			3.33	8.75	8.50	8.75	8.50	9.00	9.00	9.00	8.50	8.50	8.75	8.75		8.68
Judges Total Program Component Score (factored)															86.58	
Deductions:															0.00	
Rank	Name	Nation	Starting Number	Total Segment Score	Total Element Score	Total Program Component Score (factored)						Total Deductions				
2	Adam SIAO HIM FA	FRA	24	171.24	86.49	85.75						-1.00				
#	Executed Elements	Info	Base Value	GOE	J1	J2	J3	J4	J5	J6	J7	J8	J9	Ref.	Scores of Panel	
1	3Lz		5.90	0.59	1	0	1	1	2	0	0	2	2		6.49	
2	4T+2T		10.80	2.31	3	1	2	2	2	3	2	3	3		13.11	
3	3A		8.00	1.14	2	1	3	1	1	1	2	2	1		9.14	
4	4S		9.70	-1.39	-2	-2	-3	-1	-1	0	-1	-1	-2		8.31	
5	4T	F	10.45	x -4.75	-5	-4	-5	-5	-5	-5	-5	-5	-5		5.70	
6	FCCoSp4		3.50	0.65	2	0	2	2	1	2	2	3	2		4.15	
7	3Lz+1Eu+3S		11.77	x 1.52	2	2	3	2	2	3	3	3	3		13.29	
8	3F+2T		7.26	x 0.76	1	0	2	2	1	2	1	2	1		8.02	
9	CCoSp4		3.50	0.85	3	1	3	2	2	3	2	3	2		4.35	
10	StSq4		3.90	1.23	3	3	3	3	2	4	3	4	3		5.13	
11	ChSq1		3.00	1.86	5	3	4	3	3	3	3	5	5		4.86	
12	CSSp4		3.00	0.94	4	2	3	3	3	4	2	4	3		3.94	
			80.78												86.49	
Program Components			Factor													
Composition			3.33	8.25	8.25	8.50	8.25	8.50	9.00	8.50	8.50	8.75	8.75	8.75		8.50
Presentation			3.33	8.00	8.50	8.75	8.50	8.50	8.50	8.50	8.50	8.75	8.75	8.75		8.57
Skating Skills			3.33	8.75	8.50	9.00	8.50	8.50	8.75	8.50	8.75	9.00	8.50	8.50		8.68
Judges Total Program Component Score (factored)															85.75	
Deductions:			Falls	-1.00	(1)										-1.00	

JUDGES DETAILS PER SKATER
MEN FREE SKATING

Rank	Name	Nation	Starting Number	Total Segment Score	Total Element Score	Total Program Component Score (factored)						Total Deductions				
3	Lukas BRITSCHGI	SUI	20	168.75	85.92	82.83						0.00				
#	Executed Elements	Info	Base Value	GOE	J1	J2	J3	J4	J5	J6	J7	J8	J9	Ref.	Scores of Panel	
1	4T+2T		10.80	2.44	3	3	3	2	2	2	2	3	3		13.24	
2	4T		9.50	2.58	3	3	3	3	2	3	2	4	2		12.08	
3	3A+2T		9.30	1.14	1	1	2	2	1	1	0	2	2		10.44	
4	2Lo		1.70	0.12	-1	1	0	2	0	1	1	1	1		1.82	
5	FCCoSp4		3.50	1.00	1	4	3	3	2	3	3	3	3		4.50	
6	3A		8.80	0.91	3	0	2	1	0	1	1	2	1		9.71	
7	3F+1Eu+3S		11.11	x 1.29	3	3	3	1	2	2	2	3	2		12.40	
8	StSq3		3.30	1.04	2	3	4	3	2	2	4	4	4		4.34	
9	3Lz		6.49	x 1.26	2	2	2	1	2	2	2	3	3		7.75	
10	ChSq1		3.00	1.36	2	2	3	4	2	3	3	3	3		4.36	
11	CSSp4		3.00	0.69	1	3	2	2	2	2	2	3	3		3.69	
12	CCoSp1V		1.50	0.09	0	0	-1	1	1	1	0	1	1		1.59	
			72.00												85.92	
Program Components				Factor												
Composition				3.33	8.50	8.00	7.75	8.50	8.00	8.50	8.00	8.50	8.50	8.75		8.29
Presentation				3.33	7.75	8.25	8.25	8.75	8.00	8.25	8.25	8.25	8.50	8.50		8.29
Skating Skills				3.33	8.50	8.25	8.00	8.50	8.25	8.25	8.00	8.25	8.50		8.29	
Judges Total Program Component Score (factored)														82.83		
Deductions:														0.00		
Rank	Name	Nation	Starting Number	Total Segment Score	Total Element Score	Total Program Component Score (factored)						Total Deductions				
4	Kevin AYMOZ	FRA	21	157.17	71.62	85.55						0.00				
#	Executed Elements	Info	Base Value	GOE	J1	J2	J3	J4	J5	J6	J7	J8	J9	Ref.	Scores of Panel	
1	4T		9.50	-2.99	-4	-2	-4	-3	-3	-3	-2	-3	-4		6.51	
2	3Aq+COMBO+2T*	*	8.00	-3.66	-5	-4	-5	-5	-4	-5	-4	-5	-4		4.34	
3	3A		8.00	1.14	3	1	2	2	1	1	2	1	1		9.14	
4	3Lz+2Aq+SEQ	q	9.20	-1.10	-2	-1	-2	-2	-1	-2	-2	-2	-2		8.10	
5	CCSp4		3.20	0.96	3	3	3	3	2	3	3	4	3		4.16	
6	StSq3		3.30	1.13	3	3	4	3	3	4	3	5	4		4.43	
7	3Fe	e	4.66	x -0.79	-3	-2	-2	-3	0	-1	-1	-2	-2		3.87	
8	3Lz		6.49	x 1.60	3	2	3	2	3	2	3	3	4		8.09	
9	3T+1Eu+3S		9.90	x 0.74	2	1	2	2	1	1	2	2	2		10.64	
10	FSSp3		2.60	0.52	1	1	3	3	2	2	2	3	1		3.12	
11	ChSq1		3.00	1.57	3	2	4	2	2	3	4	4	4		4.57	
12	CCoSp4		3.50	1.15	4	2	3	3	3	4	3	4	3		4.65	
			71.35												71.62	
Program Components				Factor												
Composition				3.33	8.50	7.75	8.50	8.25	8.50	8.75	8.50	8.75	8.75	8.75		8.54
Presentation				3.33	8.75	8.00	8.50	8.25	8.75	9.00	8.25	8.75	8.75	8.50		8.54
Skating Skills				3.33	8.50	8.25	8.50	8.50	8.75	8.75	8.50	8.75	8.75	8.75		8.61
Judges Total Program Component Score (factored)														85.55		
Deductions:														0.00		

JUDGES DETAILS PER SKATER
MEN FREE SKATING

Rank	Name	Nation	Starting Number	Total Segment Score	Total Element Score	Total Program Component Score (factored)							Total Deductions		
5	Daniel GRASSL	ITA	17	153.80	77.01	77.79							-1.00		
#	Executed Elements	Info	Base Value	GOE	J1	J2	J3	J4	J5	J6	J7	J8	J9	Ref.	Scores of Panel
1	4Lz!q	F	11.50	-5.75	-5	-5	-5	-5	-5	-5	-5	-5	-5		5.75
2	4F<	<	8.80	-2.64	-3	-2	-5	-3	-3	-3	-3	-4	-2		6.16
3	3A+1Eu+3S		12.80	1.26	1	1	2	1	2	2	2	2	0		14.06
4	3A<	<	6.40	-1.10	-1	-1	-3	-2	-1	-2	-2	-2	-2		5.30
5	CSSp3		2.60	0.56	0	3	2	4	2	2	2	2	2		3.16
6	3Lz!+3T	!	11.11	x -0.17	-1	0	-3	1	1	0	-1	0	-1		10.94
7	3Lz!+2A+SEQ	!	10.12	x -0.34	-1	-2	-1	1	0	0	-1	0	-1		9.78
8	ChSq1		3.00	0.57	0	2	1	2	0	1	1	1	2		3.57
9	3F		5.83	x 0.68	1	0	2	2	1	1	1	1	2		6.51
10	FCCoSp4		3.50	0.70	1	2	2	2	1	3	2	2	3		4.20
11	StSq2		2.60	0.48	2	1	2	2	1	2	2	2	2		3.08
12	CCoSp4		3.50	1.00	1	2	4	4	2	3	3	2	4		4.50
			81.76												77.01
Program Components				Factor											
Composition				3.33	7.75	7.50	7.75	8.25	7.75	8.00	8.00	8.00	8.50		7.93
Presentation				3.33	7.50	7.25	7.50	8.25	7.50	7.75	7.75	7.75	8.00		7.68
Skating Skills				3.33	7.00	7.25	7.75	8.50	7.75	7.75	8.00	8.00	7.75		7.75
Judges Total Program Component Score (factored)													77.79		
Deductions:				Falls	-1.00 (1)								-1.00		

Rank	Name	Nation	Starting Number	Total Segment Score	Total Element Score	Total Program Component Score (factored)							Total Deductions		
6	Deniss VASILJEVS	LAT	22	151.54	68.15	83.39							0.00		
#	Executed Elements	Info	Base Value	GOE	J1	J2	J3	J4	J5	J6	J7	J8	J9	Ref.	Scores of Panel
1	4S<<	<<	4.30	-2.15	-4	-5	-5	-5	-5	-5	-5	-5	-5		2.15
2	3A+1A+SEQ		9.10	0.34	-2	0	0	1	0	0	1	2	1		9.44
3	3Loq	q	4.90	-0.98	-2	-1	-2	-2	-2	-3	-2	-2	-2		3.92
4	ChSq		0.00	0.00	-	-	-	-	-	-	-	-	-		0.00
5	3A		8.00	1.49	2	1	2	2	1	2	2	2	2		9.49
6	FSSp4		3.00	0.94	3	2	4	4	3	3	2	4	3		3.94
7	3Lzq+3T	q	11.11	x -1.18	-2	-2	-2	-2	-2	-1	-2	-2	-2		9.93
8	3F		5.83	x 0.45	-1	0	2	1	1	1	1	1	1		6.28
9	3Lz+1Eu+2S		8.47	x 0.42	-2	0	1	1	0	2	1	1	1		8.89
10	CCoSp4		3.50	1.00	3	3	3	2	2	3	3	3	3		4.50
11	StSq4		3.90	1.11	4	2	2	2	2	3	3	4	4		5.01
12			0.00	0.00	-	-	-	-	-	-	-	-	-		0.00
13	FCCoSp4		3.50	1.10	4	4	3	2	2	3	3	3	4		4.60
			65.61												68.15
Program Components				Factor											
Composition				3.33	8.75	8.75	7.50	7.75	8.25	8.50	8.25	8.75	8.75		8.43
Presentation				3.33	8.75	9.00	7.75	8.00	8.25	8.25	8.00	8.25	8.50		8.29
Skating Skills				3.33	8.75	8.25	8.00	8.25	8.50	8.00	8.25	8.50	8.50		8.32
Judges Total Program Component Score (factored)													83.39		
Deductions:													0.00		

JUDGES DETAILS PER SKATER
MEN FREE SKATING

Rank	Name	Nation	Starting Number	Total Segment Score	Total Element Score	Total Program Component Score (factored)						Total Deductions			
7	Nika EGADZE	GEO	13	147.69	78.06	70.63						-1.00			
#	Executed Elements	Info	Base Value	GOE	J1	J2	J3	J4	J5	J6	J7	J8	J9	Ref.	Scores of Panel
1	4T		9.50	-1.36	-2	-1	-1	-2	-2	-1	-1	-1	-2		8.14
2	4S+3T		13.90	2.22	3	3	3	2	1	2	2	2	2		16.12
3	4S	F	9.70	-4.85	-5	-5	-5	-5	-5	-5	-5	-5	-5		4.85
4	3Lo		4.90	0.77	1	2	3	2	1	1	2	1	2		5.67
5	FCSp4		3.20	0.32	0	2	2	2	0	0	1	1	1		3.52
6	ChSq1		3.00	0.21	0	-2	1	1	0	1	1	0	0		3.21
7	2A+1Eu+3S		8.91	x -0.18	-3	0	0	-1	0	-1	0	-1	0		8.73
8	3F+3T		10.45	x 0.76	0	2	2	1	1	0	2	2	2		11.21
9	3Lz!	!	6.49	x -0.17	-1	-1	0	1	0	0	0	0	-1		6.32
10	CCoSp3		3.00	0.34	2	1	1	1	0	1	1	1	2		3.34
11	StSq2		2.60	0.30	1	0	2	1	0	1	2	1	2		2.90
12	FCCoSp4		3.50	0.55	1	1	2	2	-2	2	2	1	2		4.05
			79.15												78.06
Program Components				Factor											
Composition				3.33	6.75	6.75	7.50	7.00	5.75	7.50	7.25	7.00	7.25		7.07
Presentation				3.33	7.00	6.50	7.00	7.25	5.75	7.25	7.00	7.00	6.75		6.93
Skating Skills				3.33	7.25	7.00	7.50	7.50	6.00	7.50	7.00	7.25	7.00		7.21
Judges Total Program Component Score (factored)														70.63	
Deductions:				Falls	-1.00 (1)									-1.00	

Rank	Name	Nation	Starting Number	Total Segment Score	Total Element Score	Total Program Component Score (factored)						Total Deductions			
8	Mihhail SELEVKO	EST	14	144.56	70.73	74.83						-1.00			
#	Executed Elements	Info	Base Value	GOE	J1	J2	J3	J4	J5	J6	J7	J8	J9	Ref.	Scores of Panel
1	1T+3T		4.60	0.06	0	0	0	0	0	0	1	0	1		4.66
2	4S	F	9.70	-4.85	-5	-5	-5	-5	-5	-5	-5	-5	-5		4.85
3	3F+3T		9.50	0.53	0	1	2	2	0	0	1	2	1		10.03
4	3Lz		5.90	1.26	1	2	3	3	1	2	2	2	3		7.16
5	CCSp4		3.20	0.82	1	3	3	3	2	3	2	3	2		4.02
6	ChSq1		3.00	1.36	4	3	3	3	1	2	3	3	2		4.36
7	3A+1Eu+3S		14.08	x 0.57	0	1	2	1	0	0	0	2	1		14.65
8	3A		8.80	x 0.23	-1	0	0	1	0	0	0	2	1		9.03
9	2Lo		1.87	x 0.07	0	1	0	1	0	0	0	1	1		1.94
10	StSq2		2.60	0.45	0	2	2	2	1	2	1	2	2		3.05
11	FCCoSp4		3.50	0.05	-1	-2	2	0	-1	1	0	2	0		3.55
12	CCoSp3		3.00	0.43	0	0	2	2	0	2	2	2	2		3.43
			69.75												70.73
Program Components				Factor											
Composition				3.33	8.00	7.25	7.50	8.25	6.75	7.75	7.50	7.75	7.50		7.61
Presentation				3.33	8.00	7.00	7.00	8.50	6.75	7.25	7.25	7.50	7.00		7.29
Skating Skills				3.33	7.50	7.50	7.75	8.25	7.00	7.75	7.50	7.75	7.25		7.57
Judges Total Program Component Score (factored)														74.83	
Deductions:				Falls	-1.00 (1)									-1.00	

JUDGES DETAILS PER SKATER
MEN FREE SKATING

Rank	Name	Nation	Starting Number	Total Segment Score	Total Element Score	Total Program Component Score (factored)						Total Deductions			
9	Mark GORODNITSKY	ISR	3	137.40	73.26	64.14						0.00			
#	Executed Elements	Info	Base Value	GOE	J1	J2	J3	J4	J5	J6	J7	J8	J9	Ref.	Scores of Panel
1	3A+2T		9.30	0.69	0	0	1	1	1	1	1	1	1		9.99
2	3A		8.00	1.49	3	1	2	2	2	2	2	2	1		9.49
3	3Lz!	!	5.90	0.17	0	0	0	1	1	0	-1	0	1		6.07
4	3F		5.30	0.61	2	1	2	2	0	1	1	0	1		5.91
5	FCCoSp4		3.50	0.25	0	1	1	1	1	1	0	1	0		3.75
6	CSSp4		3.00	0.43	0	2	2	2	1	2	1	1	1		3.43
7	2A+2A+SEQ		7.26	x 0.52	1	2	2	1	0	2	2	1	2		7.78
8	3F+1Eu+3S		11.11	x 0.00	0	0	1	0	0	0	0	0	0		11.11
9	3Lo		5.39	x 0.49	2	1	1	2	0	1	1	1	0		5.88
10	CCoSp3		3.00	-0.13	0	-1	-1	0	0	-1	0	-1	0		2.87
11	ChSq1		3.00	0.86	2	2	2	1	1	2	2	0	2		3.86
12	StSq2		2.60	0.52	2	2	2	2	1	2	2	2	2		3.12
			67.36												73.26
Program Components				Factor											
Composition				3.33	6.75	5.00	6.50	6.50	5.75	6.75	6.25	6.50	6.75	6.43	
Presentation				3.33	6.25	5.50	6.00	6.75	5.75	6.25	6.50	6.75	6.50	6.29	
Skating Skills				3.33	6.50	6.25	6.50	6.75	5.50	6.50	6.75	7.00	6.50	6.54	
Judges Total Program Component Score (factored)														64.14	
Deductions:											0.00				
Rank	Name	Nation	Starting Number	Total Segment Score	Total Element Score	Total Program Component Score (factored)						Total Deductions			
10	Andreas NORDEBACK	SWE	16	136.97	65.01	71.96						0.00			
#	Executed Elements	Info	Base Value	GOE	J1	J2	J3	J4	J5	J6	J7	J8	J9	Ref.	Scores of Panel
1	3A		8.00	-1.60	-4	-2	-2	-2	-2	-2	-2	-1	-2		6.40
2	3A+1Eu+2S		9.80	-0.57	-1	-1	-1	-1	0	0	-1	0	-1		9.23
3	3Lz+3T		10.10	-1.35	-3	-2	-2	-3	-2	-3	-2	-2	-2		8.75
4	2Lo		1.70	0.00	-1	0	0	1	0	0	0	0	0		1.70
5	FCSp2		2.30	-0.39	-1	-2	-2	-2	-1	-3	-2	-2	-1		1.91
6	ChSq1		3.00	0.79	0	2	4	1	1	1	1	3	2		3.79
7	3F		5.83	x 0.38	0	0	1	1	1	0	1	1	1		6.21
8	3Lz+2A+SEQ		10.12	x 1.10	2	1	3	2	1	2	2	2	2		11.22
9	2A		3.63	x 0.09	0	0	0	1	0	0	0	1	1		3.72
10	CSSp4		3.00	0.86	0	2	3	3	3	3	3	3	3		3.86
11	StSq4		3.90	0.72	0	2	3	2	1	3	1	2	2		4.62
12	CCoSp3		3.00	0.60	0	3	2	2	2	2	2	2	2		3.60
			64.38												65.01
Program Components				Factor											
Composition				3.33	6.50	7.25	7.50	6.75	7.25	7.75	6.75	7.75	7.50	7.25	
Presentation				3.33	5.75	7.00	7.75	7.25	7.00	7.50	6.75	7.50	7.25	7.18	
Skating Skills				3.33	7.00	7.00	7.00	7.25	7.25	7.50	7.00	7.50	7.25	7.18	
Judges Total Program Component Score (factored)														71.96	
Deductions:											0.00				

JUDGES DETAILS PER SKATER
MEN FREE SKATING

Rank	Name	Nation	Starting Number	Total Segment Score	Total Element Score	Total Program Component Score (factored)							Total Deductions		
11	Maurizio ZANDRON	AUT	12	135.11	66.05	70.06							-1.00		
#	Executed Elements	Info	Base Value	GOE	J1	J2	J3	J4	J5	J6	J7	J8	J9	Ref.	Scores of Panel
1	3A+1Eu+3S		12.80	-2.51	-3	-3	-4	-4	-3	-3	-2	-3	-3		10.29
2	3A	F	8.00	-4.00	-5	-5	-5	-5	-5	-5	-5	-5	-5		4.00
3	3F		5.30	0.45	0	1	3	1	0	1	1	1	1		5.75
4	2A		3.30	0.24	0	2	2	1	0	0	0	1	1		3.54
5	FSSp4		3.00	0.30	0	2	1	1	1	1	0	1	2		3.30
6	ChSq1		3.00	0.50	1	1	2	1	0	0	1	1	2		3.50
7	3Lz+3T		11.11	x -0.17	-1	0	0	0	0	-1	-1	0	0		10.94
8	3Lz+2A+SEQ		10.12	x 0.25	0	0	2	1	1	0	0	0	1		10.37
9	3Lo	x	5.39	0.00	0	1	2	0	0	-1	-1	0	0		5.39
10	StSq3		3.30	0.38	-1	1	3	1	0	1	2	1	2		3.68
11	CCoSp2		2.50	0.18	0	1	2	1	1	0	1	0	1		2.68
12	FCCoSp2		2.50	0.11	0	1	2	1	1	0	0	0	0		2.61
			70.32												66.05
Program Components				Factor											
Composition				3.33	7.00	7.25	7.50	7.00	5.50	7.00	7.25	7.00	7.50		7.14
Presentation				3.33	7.50	7.00	7.75	6.75	5.50	7.00	7.00	6.75	7.25		7.04
Skating Skills				3.33	7.25	6.75	7.00	6.50	5.75	7.25	7.00	6.75	6.75		6.86
Judges Total Program Component Score (factored)														70.06	
Deductions:				Falls	-1.00 (1)									-1.00	

Rank	Name	Nation	Starting Number	Total Segment Score	Total Element Score	Total Program Component Score (factored)							Total Deductions		
12	Gabriele FRANGIPANI	ITA	18	134.27	65.98	72.29							-4.00		
#	Executed Elements	Info	Base Value	GOE	J1	J2	J3	J4	J5	J6	J7	J8	J9	Ref.	Scores of Panel
1	4T		9.50	0.27	1	1	-1	1	2	0	0	0	-1		9.77
2	4S<	<	7.76	-1.11	0	-1	-2	-2	-1	-1	-2	-1	-2		6.65
3	3A+3T		12.20	1.26	0	2	2	1	1	1	2	2	2		13.46
4	3A		8.00	1.26	1	1	2	2	2	2	1	2	1		9.26
5	FSSp4		3.00	0.39	0	1	2	2	1	1	1	2	1		3.39
6	3T+1Eu+1S		5.61	x -1.02	-2	-1	-3	-3	-2	-2	-3	-4	-2		4.59
7	3F	F	5.83	x -2.65	-5	-5	-5	-5	-5	-5	-5	-5	-5		3.18
8	3Lzq	F	6.49	x -2.95	-5	-5	-5	-5	-5	-5	-5	-5	-5		3.54
9	ChSq1		3.00	0.43	0	0	2	1	1	1	1	1	1		3.43
10	CCoSp3		3.00	0.47	0	1	2	2	2	1	2	1	2		3.47
11	StSq3	F	3.30	-1.18	-4	-3	-4	-4	-3	-3	-4	-3	-4		2.12
12	CCSp3		2.80	0.32	0	0	2	1	1	1	1	2	2		3.12
			70.49												65.98
Program Components				Factor											
Composition				3.33	7.50	7.25	7.50	7.25	7.50	7.25	7.50	7.25	7.50		7.39
Presentation				3.33	7.25	6.75	7.00	7.00	7.75	7.00	7.25	7.00	7.00		7.07
Skating Skills				3.33	7.25	7.00	7.00	7.00	7.75	7.25	7.50	7.50	7.25		7.25
Judges Total Program Component Score (factored)														72.29	
Deductions:				Falls	-4.00 (3)									-4.00	

JUDGES DETAILS PER SKATER
MEN FREE SKATING

Rank	Name	Nation	Starting Number	Total Segment Score	Total Element Score	Total Program Component Score (factored)	Total Deductions
13	Tomas-Llorenc GUARINO SABATE	ESP	11	133.54	66.61	66.93	0.00

#	Executed Elements	Info	Base Value	GOE	J1	J2	J3	J4	J5	J6	J7	J8	J9	Ref.	Scores of Panel	
1	3A<	<	6.40	-1.37	-2	-3	-2	-2	-1	-2	-2	-3	-2		5.03	
2	3Lo		4.90	0.56	1	2	1	1	1	1	1	2	1		5.46	
3	3F+1Eu+3S		10.10	0.68	1	2	2	1	1	2	1	1	0		10.78	
4	2A		3.30	0.47	1	2	1	2	2	1	1	1	2		3.77	
5	FSSp4		3.00	0.26	0	2	1	2	0	1	-3	1	1		3.26	
6	3Lz!+3Tq	!	11.11	x	-1.60	-3	-3	-1	-3	-1	-4	-3	-3		9.51	
7	3F+2A+SEQ		9.46	x	0.76	1	2	2	1	0	2	1	2	1	10.22	
8	3Lz!	!	6.49	x	-1.35	-2	-2	-3	-2	-2	-3	-2	-3		5.14	
9	CCSp3		2.80	-0.20	-2	1	0	-1	0	-1	-3	0	-1		2.60	
10	StSq3		3.30	0.24	0	0	1	0	1	1	2	1	1		3.54	
11	ChSq1		3.00	0.50	0	0	1	1	1	2	1	1	2		3.50	
12	CCoSp4		3.50	0.30	1	1	2	1	1	1	0	1	0		3.80	
			67.36												66.61	
Program Components			Factor													
Composition			3.33	7.50	6.75	7.00	6.50	6.25	6.50	6.50	6.75	7.25	7.00		6.82	
Presentation			3.33	7.50	6.50	6.75	6.25	6.50	7.00	6.50	7.00	6.75	6.75		6.71	
Skating Skills			3.33	6.50	6.75	6.50	6.50	6.25	7.25	6.75	6.75	6.75	6.25		6.57	
Judges Total Program Component Score (factored)																66.93

Deductions:
0.00

Rank	Name	Nation	Starting Number	Total Segment Score	Total Element Score	Total Program Component Score (factored)	Total Deductions
14	Valtter VIRTANEN	FIN	7	129.95	59.55	70.40	0.00

#	Executed Elements	Info	Base Value	GOE	J1	J2	J3	J4	J5	J6	J7	J8	J9	Ref.	Scores of Panel	
1	3Lz+2T		7.20	0.51	0	1	2	1	0	1	1	1	1		7.71	
2	3Lz		5.90	0.93	2	2	2	1	1	1	1	2	2		6.83	
3	3T+2A+SEQ		7.50	0.18	-1	1	2	1	0	0	0	0	1		7.68	
4	ChSq1		3.00	0.71	2	3	3	1	1	1	1	1	1		3.71	
5	3S		4.30	0.25	0	1	1	1	0	1	0	0	2		4.55	
6	3T+2T+1Lo		6.60	x	0.06	0	0	1	1	0	0	0	0		6.66	
7	3Lo<	<	4.31	x	-1.68	-4	-4	-5	-5	-4	-5	-4	-4		2.63	
8	2A	x	3.63	x	0.09	-1	1	1	0	0	0	0	1		3.72	
9	FCCSp3		2.80	0.64	1	3	3	2	2	2	2	2	3		3.44	
10	StSq4		3.90	0.72	0	3	2	2	1	2	1	2	3		4.62	
11	FCCoSp4		3.50	0.55	0	3	2	2	1	3	1	1	1		4.05	
12	CCoSp4		3.50	0.45	0	1	1	1	1	2	1	2	2		3.95	
			56.14												59.55	
Program Components			Factor													
Composition			3.33	7.25	7.00	7.25	7.25	5.50	7.50	6.50	7.25	7.25	7.75		7.14	
Presentation			3.33	7.00	6.75	7.75	7.00	5.50	7.25	6.75	7.00	7.50		7.04		
Skating Skills			3.33	7.00	7.25	6.75	6.75	5.75	7.25	6.75	7.00	7.25		6.96		
Judges Total Program Component Score (factored)																70.40

Deductions:
0.00

JUDGES DETAILS PER SKATER
MEN FREE SKATING

Rank	Name	Nation	Starting Number	Total Segment Score	Total Element Score	Total Program Component Score (factored)						Total Deductions			
15	Adam HAGARA	SVK	4	124.57	67.60	56.97						0.00			
#	Executed Elements	Info	Base Value	GOE	J1	J2	J3	J4	J5	J6	J7	J8	J9	Ref.	Scores of Panel
1	3A+2T		9.30	0.57	1	1	2	1	0	0	0	1	1		9.87
2	3A		8.00	0.57	0	1	1	1	1	0	0	1	1		8.57
3	3F+2T		6.60	-0.15	-1	-1	0	0	0	-1	0	0	1		6.45
4	3Lo		4.90	0.14	0	0	1	0	1	0	0	0	1		5.04
5	FCCoSp4		3.50	0.05	-1	1	1	-1	1	0	0	0	0		3.55
6	3F+2A+2A+SEQ		11.90	0.53	0	3	2	1	1	1	1	1	1		12.43
7	3Lz	x	6.49	0.51	0	1	2	1	1	1	1	1	0		7.00
8	CSSp3		2.60	0.11	0	2	1	0	0	1	0	0	1		2.71
9	StSq2		2.60	0.07	0	1	1	0	0	0	0	0	1		2.67
10	3S	x	4.73	0.25	0	2	2	1	0	0	1	0	0		4.98
11	ChSq1		3.00	0.00	0	1	0	0	-1	-1	0	0	1		3.00
12	CCoSp1V		1.50	-0.17	-1	-2	-1	-1	-1	-2	-1	-1	-1		1.33
			65.12												67.60
Program Components				Factor											
Composition				3.33	5.75	5.75	5.75	5.25	4.25	6.00	5.50	5.75	6.00		5.68
Presentation				3.33	4.25	6.25	5.50	5.00	4.25	6.25	5.50	5.50	5.50		5.36
Skating Skills				3.33	5.75	6.00	6.50	5.75	4.50	6.50	6.00	6.25	6.25		6.07
Judges Total Program Component Score (factored)													56.97		
Deductions:													0.00		
Rank	Name	Nation	Starting Number	Total Segment Score	Total Element Score	Total Program Component Score (factored)						Total Deductions			
16	Morisi KVITELASHVILI	GEO	9	124.04	58.77	66.27						-1.00			
#	Executed Elements	Info	Base Value	GOE	J1	J2	J3	J4	J5	J6	J7	J8	J9	Ref.	Scores of Panel
1	4S		9.70	-0.42	-2	-1	0	0	0	0	0	-1	-1		9.28
2	3Aq	F	8.00	-4.00	-5	-5	-5	-5	-5	-5	-5	-5	-5		4.00
3	4T		9.50	-3.66	-3	-4	-4	-4	-3	-4	-2	-5	-5		5.84
4	3Lo		4.90	0.35	0	1	1	1	0	0	1	2	1		5.25
5	FCSp3		2.80	0.24	-1	1	1	1	1	1	2	0	1		3.04
6	StSq3		3.30	0.28	0	1	2	1	0	1	1	1	1		3.58
7	2T	x	1.43	-0.26	-3	-3	-3	-1	0	-2	0	-2	-3		1.17
8	3F+1Eu+3S	x	11.11	0.30	0	1	2	0	0	0	1	1	1		11.41
9	3F+2T	x	7.26	-1.51	-4	-3	-3	-3	-1	-3	-2	-3	-3		5.75
10	FCCoSp2		2.50	0.18	0	1	1	2	0	2	0	0	1		2.68
11	ChSq1		3.00	0.43	0	-1	3	1	1	0	2	0	2		3.43
12	CCoSp3		3.00	0.34	0	1	2	1	1	1	2	1	1		3.34
			66.50												58.77
Program Components				Factor											
Composition				3.33	6.00	6.25	7.00	6.25	6.25	6.75	7.25	6.75	7.00		6.61
Presentation				3.33	5.50	6.00	6.75	6.50	6.00	6.50	7.00	6.50	6.25		6.36
Skating Skills				3.33	7.50	7.00	7.25	6.50	6.50	6.50	7.50	7.25	6.50		6.93
Judges Total Program Component Score (factored)													66.27		
Deductions:				Falls	-1.00 (1)								-1.00		

JUDGES DETAILS PER SKATER
MEN FREE SKATING

Rank	Name	Nation	Starting Number	Total Segment Score	Total Element Score	Total Program Component Score (factored)							Total Deductions			
17	Nikita STAROSTIN	GER	15	123.27	55.54	68.73							-1.00			
#	Executed Elements	Info	Base Value	GOE	J1	J2	J3	J4	J5	J6	J7	J8	J9	Ref.	Scores of Panel	
1	3A<+2T	<	7.70	-2.01	-4	-3	-3	-5	-3	-3	-3	-3	-3		5.69	
2	3A<	<	6.40	-1.28	0	-2	-2	-2	-2	-2	-2	-2	-2		5.12	
3	3Lz+3T	F	10.10	-2.95	-5	-5	-5	-5	-5	-5	-5	-5	-5		7.15	
4	2F!	!	1.80	-0.28	-2	-2	-2	-2	-1	-2	0	-1	-1		1.52	
5	FSSp4		3.00	0.17	0	1	1	1	0	1	0	2	0		3.17	
6	ChSq1		3.00	1.21	3	2	3	2	2	3	2	2	3		4.21	
7	3S+2A+2A+SEQ	x	11.99	-0.06	-1	0	1	0	0	1	-1	0	-1		11.93	
8	3Lo	x	5.39	-1.68	-4	-3	-3	-3	-3	-4	-3	-4	-4		3.71	
9	2Lz	x	2.31	0.00	-1	0	0	0	0	0	0	0	0		2.31	
10	StSq3		3.30	0.47	1	0	2	1	1	2	1	2	3		3.77	
11	CCoSp4		3.50	0.70	0	2	2	2	2	2	2	2	3		4.20	
12	CCSp3		2.80	-0.04	0	-1	0	0	-1	0	0	0	0		2.76	
			61.29												55.54	
Program Components				Factor												
Composition				3.33	7.75	5.75	7.00	6.75	6.25	7.50	6.75	7.50	7.50	7.75		7.07
Presentation				3.33	7.50	5.25	6.50	6.50	6.25	7.25	6.50	7.25	7.00	7.00		6.75
Skating Skills				3.33	7.50	6.00	6.50	6.75	5.75	7.00	6.75	7.25	7.50	7.50		6.82
Judges Total Program Component Score (factored)														68.73		
Deductions:		Falls		-1.00	(1)									-1.00		

Rank	Name	Nation	Starting Number	Total Segment Score	Total Element Score	Total Program Component Score (factored)							Total Deductions			
18	Burak DEMIRBOGA	TUR	2	118.49	63.11	56.38							-1.00			
#	Executed Elements	Info	Base Value	GOE	J1	J2	J3	J4	J5	J6	J7	J8	J9	Ref.	Scores of Panel	
1	3A+2T		9.30	0.80	2	2	1	0	1	-1	1	1	1		10.10	
2	3A		8.00	0.69	1	1	1	1	1	0	1	0	1		8.69	
3	3Lo		4.90	0.56	1	2	1	1	2	0	1	1	1		5.46	
4	2A		3.30	0.09	-1	0	1	1	1	0	0	0	0		3.39	
5	FCSp3		2.80	0.12	0	1	1	0	1	0	0	1	0		2.92	
6	StSq2		2.60	0.00	-2	1	0	0	0	-1	-1	1	1		2.60	
7	3Lz!+3T	!	11.11	-0.51	-1	-1	-1	-1	0	-2	-1	-1	0		10.60	
8	3Fq+1Eu+2S	q	7.81	-0.98	0	-1	-2	-2	-2	-2	-2	-3	-2		6.83	
9	3Lz!q	F	6.49	-2.95	-5	-5	-5	-5	-5	-5	-5	-5	-5		3.54	
10	ChSq1		3.00	-0.14	1	0	0	-2	0	0	1	-1	-3		2.86	
11	CSSp3		2.60	0.26	0	0	1	1	2	2	2	1	0		2.86	
12	CCoSp3		3.00	0.26	0	1	1	0	1	1	1	1	1		3.26	
			64.91												63.11	
Program Components				Factor												
Composition				3.33	5.00	5.25	6.25	5.25	5.75	5.00	5.75	5.50	5.50	5.50		5.43
Presentation				3.33	4.25	5.00	5.50	5.50	5.25	5.50	5.50	5.75	5.50	5.50		5.39
Skating Skills				3.33	6.00	6.00	6.50	6.00	5.50	5.75	6.25	6.50	6.25	6.25		6.11
Judges Total Program Component Score (factored)														56.38		
Deductions:		Falls		-1.00	(1)									-1.00		

JUDGES DETAILS PER SKATER
MEN FREE SKATING

Rank	Name	Nation	Starting Number	Total Segment Score	Total Element Score	Total Program Component Score (factored)						Total Deductions			
19	Jari KESSLER	CRO	6	114.96	50.86	64.10						0.00			
#	Executed Elements	Info	Base Value	GOE	J1	J2	J3	J4	J5	J6	J7	J8	J9	Ref.	Scores of Panel
1	2A+3T		7.50	0.42	-1	2	2	1	1	2	1	0	0		7.92
2	3Lz		5.90	0.42	0	1	2	1	0	0	1	1	1		6.32
3	3Fq	q	5.30	-2.04	-3	-2	-4	-4	-4	-4	-4	-5	-4		3.26
4	3Lo		4.90	0.49	1	1	2	1	1	1	1	1	0		5.39
5	ChSq1		3.00	1.14	3	2	2	2	0	2	3	2	3		4.14
6	FSSp3		2.60	0.11	0	0	1	1	1	-1	0	0	1		2.71
7	1T		0.44	x -0.07	-2	-3	-4	-1	-2	-2	-1	-2	-1		0.37
8	3S+2A+2T+SEQ		9.79	x 0.00	-1	-1	1	1	0	0	1	0	-2		9.79
9	3Sq+2T	q	6.16	x -1.60	-3	-3	-4	-5	-3	-5	-2	-4	-4		4.56
10	CCSp4		3.20	0.64	2	2	3	1	2	2	2	2	2		3.84
11	StSq2		2.60	-0.04	0	2	0	-1	-1	0	0	-1	1		2.56
12	CCoSp		0.00	0.00	-	-	-	-	-	-	-	-	-		0.00
			51.39												50.86
Program Components				Factor											
Composition				3.33	7.75	6.25	6.75	5.75	5.25	6.75	7.25	7.00	7.25		6.71
Presentation				3.33	6.00	5.75	6.00	5.50	5.00	6.50	7.00	6.25	6.75		6.11
Skating Skills				3.33	7.25	6.00	6.25	5.75	5.25	6.25	7.00	6.50	7.50		6.43
Judges Total Program Component Score (factored)															64.10
Deductions:															0.00

Rank	Name	Nation	Starting Number	Total Segment Score	Total Element Score	Total Program Component Score (factored)						Total Deductions			
20	Davide LEWTON BRAIN	MON	5	113.47	55.27	60.20						-2.00			
#	Executed Elements	Info	Base Value	GOE	J1	J2	J3	J4	J5	J6	J7	J8	J9	Ref.	Scores of Panel
1	3Lz+2T		7.20	0.17	-1	0	1	0	0	0	1	0	1		7.37
2	3Lo	F	4.90	-2.45	-5	-4	-5	-5	-5	-5	-5	-5	-5		2.45
3	3F	F	5.30	-2.65	-5	-5	-5	-5	-5	-5	-5	-5	-5		2.65
4	FCCoSp4		3.50	0.25	1	3	2	-1	1	0	1	-1	1		3.75
5	3Lz		5.90	-0.34	-1	-1	0	0	0	-1	0	-1	-1		5.56
6	3T+3T		8.40	0.48	1	1	2	1	1	0	1	1	2		8.88
7	CSSp4		3.00	0.26	0	2	1	0	2	0	0	1	2		3.26
8	3S+2A+SEQ		8.36	x -1.41	-3	-3	-3	-3	-3	-4	-2	-4	-4		6.95
9	ChSq1		3.00	0.29	1	0	1	1	0	0	1	0	1		3.29
10	2A		3.63	x 0.24	1	0	1	1	0	0	1	1	1		3.87
11	StSq3		3.30	0.14	-1	0	1	1	0	0	1	0	1		3.44
12	CCoSp4		3.50	0.30	1	0	1	1	1	1	1	0	2		3.80
			59.99												55.27
Program Components				Factor											
Composition				3.33	6.00	5.00	6.50	6.00	5.25	6.00	6.75	6.00	6.50		6.04
Presentation				3.33	5.75	4.75	6.25	5.75	5.25	5.75	6.50	5.00	6.00		5.68
Skating Skills				3.33	6.25	5.50	6.50	6.25	5.75	6.50	7.00	6.25	7.00		6.36
Judges Total Program Component Score (factored)															60.20
Deductions:				Falls	-2.00	(2)									-2.00

JUDGES DETAILS PER SKATER
MEN FREE SKATING

Rank	Name	Nation	Starting Number	Total Segment Score	Total Element Score	Total Program Component Score (factored)	Total Deductions									
21	Vladimir SAMOILOV	POL	19	113.33	47.17	67.16	-1.00									
#	Executed Elements	Info	Base Value	GOE	J1	J2	J3	J4	J5	J6	J7	J8	J9	Ref.	Scores of Panel	
1	3Lz		5.90	1.77	4	3	3	3	2	3	3	3	3		7.67	
2	2S		1.30	0.09	1	0	0	2	0	1	1	1	1		1.39	
3	2A		3.30	0.05	0	0	0	1	0	0	0	0	1		3.35	
4	2Lo		1.70	0.05	0	1	0	2	0	1	0	0	0		1.75	
5	FSSp3		2.60	0.04	0	-1	0	1	0	0	0	1	0		2.64	
6	ChSq		0.00	0.00	-	-	-	-	-	-	-	-	-		0.00	
7	3S+2T		6.16	x 0.37	1	0	1	1	1	1	1	0	2		6.53	
8	3Lz+3T		11.11	x -1.01	-3	-1	-1	-3	0	-2	-2	-1	-2		10.10	
9	3F		5.83	x 0.08	0	0	1	1	0	0	0	0	0		5.91	
10	CCSp2		2.30	0.23	0	1	1	1	1	1	1	1	2		2.53	
11	StSq2		2.60	0.22	1	1	2	1	0	1	1	1	0		2.82	
12	CCoSp3V		2.25	0.23	-1	1	1	1	1	1	1	1	1		2.48	
			45.05												47.17	
Program Components				Factor												
Composition				3.33	7.00	6.25	6.75	6.25	7.25	7.00	6.50	6.75	6.75		6.71	
Presentation				3.33	6.75	6.00	5.75	6.25	7.00	6.75	6.25	6.25	6.50		6.39	
Skating Skills				3.33	7.75	6.50	7.00	6.75	7.50	7.50	6.25	7.00	7.25		7.07	
Judges Total Program Component Score (factored)															67.16	
Deductions:				Time violation	-1.00											-1.00

Rank	Name	Nation	Starting Number	Total Segment Score	Total Element Score	Total Program Component Score (factored)	Total Deductions								
22	Kyrylo MARSAK	UKR	8	111.57	52.23	59.34	0.00								
#	Executed Elements	Info	Base Value	GOE	J1	J2	J3	J4	J5	J6	J7	J8	J9	Ref.	Scores of Panel
1	1A		1.10	-0.05	-1	-1	0	0	0	-1	-1	0	0		1.05
2	3Lz+3T		10.10	0.84	1	2	2	2	2	0	1	1	1		10.94
3	3S		4.30	0.80	1	2	3	2	2	1	1	2	3		5.10
4	3Lo		4.90	0.35	0	1	2	1	1	0	0	1	1		5.25
5	FSSp4		3.00	0.56	1	2	2	2	3	1	1	2	3		3.56
6	3Lz+1A+SEQ		7.00	-1.69	-4	-3	-4	-3	-2	-2	-3	-3	-1		5.31
7	3Lo+2T		6.82	x 0.49	1	1	2	1	1	1	0	1	1		7.31
8	ChSq1		3.00	0.14	0	0	2	1	0	0	0	0	1		3.14
9	2A		3.63	x -0.09	-2	0	1	0	0	-1	-1	0	0		3.54
10	CCSp3		2.80	0.12	-1	1	1	0	1	0	0	0	1		2.92
11	CCoSp2V		1.88	-0.30	-1	-1	-2	-2	1	-2	-2	-1	-2		1.58
12	StSq2		2.60	-0.07	0	0	0	0	-1	-1	0	-1	0		2.53
			51.13												52.23
Program Components				Factor											
Composition				3.33	5.75	6.00	6.75	6.25	4.75	6.25	6.00	5.50	6.25		6.00
Presentation				3.33	5.00	5.75	6.50	6.00	4.50	6.00	5.75	5.25	5.75		5.64
Skating Skills				3.33	6.00	6.25	7.00	6.00	4.75	6.50	6.25	6.00	6.25		6.18
Judges Total Program Component Score (factored)															59.34
Deductions:															0.00

JUDGES DETAILS PER SKATER
MEN FREE SKATING

Rank	Name	Nation	Starting Number	Total Segment Score	Total Element Score	Total Program Component Score (factored)						Total Deductions			
23	Aleksandr VLASENKO	HUN	1	111.45	58.50	52.95						0.00			
#	Executed Elements	Info	Base Value	GOE	J1	J2	J3	J4	J5	J6	J7	J8	J9	Ref.	Scores of Panel
1	3A		8.00	0.69	1	0	2	1	0	1	1	1	1		8.69
2	3F+3T		9.50	0.68	2	1	2	1	1	1	1	2	1		10.18
3	2A+2T		4.60	0.24	0	1	2	1	0	1	1	1	0		4.84
4	CSSp4V		2.25	0.03	0	0	1	0	1	0	0	0	0		2.28
5	ChSq1		3.00	-0.21	0	-1	0	0	0	0	-1	-1	-1		2.79
6	2A		3.30	0.42	2	2	1	1	0	2	1	1	1		3.72
7	3Lze+1Eu+3S	e	10.47	x -1.28	-3	-2	-3	-4	-2	-3	-2	-3	-3		9.19
8	FCCoSp4		3.50	-0.05	-1	0	-1	0	0	0	0	0	0		3.45
9	2F		1.98	x -0.13	-2	0	0	-1	-1	-1	0	0	-1		1.85
10	3Lo		5.39	x 0.07	0	0	1	0	0	0	0	0	1		5.46
11	StSq2		2.60	0.00	-1	0	1	0	0	0	0	0	0		2.60
12	CCoSp4		3.50	-0.05	0	-1	0	0	0	-1	0	0	0		3.45
			58.09												58.50
Program Components				Factor											
Composition				3.33	5.50	4.75	6.00	4.75	4.75	5.75	5.50	5.25	5.50	5.50	5.29
Presentation				3.33	4.25	4.50	5.75	5.25	4.50	5.00	5.50	5.00	5.00	5.25	5.00
Skating Skills				3.33	5.50	5.25	6.25	5.75	5.00	5.25	5.75	6.00	5.75	5.61	
Judges Total Program Component Score (factored)															52.95
Deductions:															0.00
Rank	Name	Nation	Starting Number	Total Segment Score	Total Element Score	Total Program Component Score (factored)						Total Deductions			
24	Graham NEWBERRY	GBR	10	103.79	40.82	63.97						-1.00			
#	Executed Elements	Info	Base Value	GOE	J1	J2	J3	J4	J5	J6	J7	J8	J9	Ref.	Scores of Panel
1	2A		3.30	0.09	-2	1	0	1	0	0	1	0	0		3.39
2	2A+2T		4.60	0.24	0	2	0	1	2	1	0	0	1		4.84
3	3Lz+2T		7.20	-2.11	-3	-3	-3	-3	-4	-4	-3	-5	-5		5.09
4	2Lo		1.70	-0.41	-3	-2	-4	-1	-2	-2	-3	-2	-3		1.29
5	FCSp4		3.20	0.87	1	3	3	2	3	3	3	3	2		4.07
6	ChSq1		3.00	0.86	2	2	2	1	2	1	2	2	1		3.86
7	3F!	F	5.83	x -2.65	-5	-5	-5	-5	-5	-5	-5	-5	-5		3.18
8	2Lz		2.31	x 0.00	0	1	0	0	0	0	0	0	0		2.31
9	3S		4.73	x 0.43	1	2	1	1	1	1	1	1	0		5.16
10	FCCoSp3V		2.25	-0.26	-1	-3	-1	0	0	-2	-2	-1	-1		1.99
11	StSq2		2.60	0.15	0	-2	2	0	2	2	0	0	0		2.75
12	CCoSp2		2.50	0.39	-2	2	2	2	1	2	2	1	1		2.89
			43.22												40.82
Program Components				Factor											
Composition				3.33	7.00	5.25	6.75	6.25	6.25	7.25	6.75	6.50	6.50	6.50	6.57
Presentation				3.33	7.25	4.75	6.50	5.75	6.00	7.00	6.50	5.75	6.00	6.21	
Skating Skills				3.33	7.00	5.25	6.25	6.50	6.00	6.75	6.50	6.50	6.50	6.43	
Judges Total Program Component Score (factored)															63.97
Deductions: Falls -1.00 (1)															-1.00

Legend:							
#	Sequence number	GOE	Grade of Execution	Jx	Judges (x=1-9)	Ref.	Referee
*	Invalid element	e	Wrong edge	<	Under-rotated jump	<<	Downgraded jump
x	Credit for highlight distribution, base value multiplied by 1.1			!	Not clear edge	F	Fall
q	Jump landed on the quarter						



WOMEN

Espoo Metro Arena	26 JAN 2023	13:35	Short Program
	28 JAN 2023	13:00	Free Skating

Size of Skating Arena:	30m*60m
Ice Conditions:	very good
Number of Entries:	31
Number of Participants:	30

Entry Withdrawn:	Maia SORENSEN (DEN)
------------------	---------------------

Short Program		
Duration:	2:40 +/- 10 seconds	
Segment Factor:	1.00	
Program Component Factors:	Composition	1.33
	Presentation	1.33
	Skating Skills	1.33

Free Skating		
Duration:	4:00 +/- 10 seconds	
Segment Factor:	1.00	
Program Component Factors:	Composition	2.67
	Presentation	2.67
	Skating Skills	2.67



Podium Women



1st place

Anastasiia GUBANOVA

GEO

2nd place

Loena HENDRICKX

BEL

3rd place

Kimmy REPOND

SUI

Official ISU Sponsors

RESULTS
WOMEN

Pl.	Name	Nation	Total Score	SP	FS
1	Anastasiia GUBANOVA	GEO	199.91	1	1
2	Loena HENDRICKX	BEL	193.48	2	3
3	Kimmy REPOND	SUI	192.51	3	2
4	Ekaterina KURAKOVA	POL	186.90	5	4
5	Nina PINZARRONE	BEL	185.92	6	5
6	Niina PETROKINA	EST	183.74	7	6
7	Janna JYRKINEN	FIN	176.96	8	7
8	Lara Naki GUTMANN	ITA	169.29	13	8
9	Nicole SCHOTT	GER	163.82	16	9
10	Julia SAUTER	ROU	160.42	11	12
11	Sofja STEPCHENKO	LAT	159.34	14	11
12	Olga MIKUTINA	AUT	159.08	4	18
13	Marilena KITROMILIS	CYP	158.91	18	10
14	Lindsay van ZUNDERT	NED	158.10	10	15
15	Eva-Lotta KIIBUS	EST	156.95	15	13
16	Alexandra FEIGIN	BUL	155.23	17	14
17	Josefin TALJEGARD	SWE	154.98	12	16
18	Livia KAISER	SUI	151.20	9	20
19	Natasha McKAY	GBR	148.00	20	19
20	Anastasia GOZHVA	UKR	143.69	22	17
21	Dasa GRM	SLO	143.05	19	21
22	Mia Caroline RISA GOMEZ	NOR	137.62	21	22
23	Julia LANG	HUN	130.28	23	23
24	Nikola RYCHTARIKOVA	CZE	123.13	24	24
Final Not Reached					
25	Alexandra Michaela FILCOVA	SVK	43.94	25	
26	Lea SERNA	FRA	43.93	26	
27	Antonina DUBININA	SRB	42.51	27	
28	Anastasia GRACHEVA	MDA	39.08	28	
29	Alexandra MINTSIDOU	GRE	33.86	29	
Withdrawn					
	Meda VARIAKOJYTE	LTU		WD	

Ms. Saioa SANCHO, ISU
Referee

Ms. Lise Rosto JENSEN, ISU
Technical Controller

Legend:	SP Short Program	FS Free Skating	WD Withdrawn	Pl. Place
----------------	-------------------------	------------------------	---------------------	------------------

RESULTS
WOMEN SHORT PROGRAM

Pl.	Name	Nation	Total Segment Score	
1	Anastasiia GUBANOVA	GEO	69.81	Q
2	Loena HENDRICKX	BEL	67.85	Q
3	Kimmy REPOND	SUI	63.83	Q
4	Olga MIKUTINA	AUT	62.78	Q
5	Ekaterina KURAKOVA	POL	61.81	Q
6	Nina PINZARRONE	BEL	61.35	Q
7	Niina PETROKINA	EST	61.05	Q
8	Janna JYRKINEN	FIN	60.77	Q
9	Livia KAISER	SUI	60.25	Q
10	Lindsay van ZUNDERT	NED	58.13	Q
11	Julia SAUTER	ROU	56.58	Q
12	Josefin TALJEGARD	SWE	55.53	Q
13	Lara Naki GUTMANN	ITA	55.39	Q
14	Sofja STEPCHENKO	LAT	55.32	Q
15	Eva-Lotta KIIBUS	EST	55.26	Q
16	Nicole SCHOTT	GER	54.33	Q
17	Alexandra FEIGIN	BUL	54.31	Q
18	Marilena KITROMILIS	CYP	53.71	Q
19	Dasa GRM	SLO	52.47	Q
20	Natasha McKAY	GBR	51.94	Q
21	Mia Caroline RISA GOMEZ	NOR	49.14	Q
22	Anastasia GOZHVA	UKR	46.78	Q
23	Julia LANG	HUN	46.33	Q
24	Nikola RYCHTARIKOVA	CZE	45.64	Q
25	Alexandra Michaela FILCOVA	SVK	43.94	
26	Lea SERNA	FRA	43.93	
27	Antonina DUBININA	SRB	42.51	
28	Anastasia GRACHEVA	MDA	39.08	
29	Alexandra MINTSIDOU	GRE	33.86	
Withdrawn				
	Meda VARIAKOJYTE	LTU		WD

Ms. Saioa SANCHO, ISU
Referee

Ms. Lise Rosto JENSEN, ISU
Technical Controller

Legend:
Q Qualified for Free Skating WD Withdrawn



PANEL OF JUDGES

WOMEN SHORT PROGRAM

Officials

Technical Controller	Ms. Lise Rosto JENSEN	ISU
Technical Specialist	Ms. Merja HUTTUNEN	ISU
Technical Specialist	Ms. Masako KAWAI	ISU

Judges

Referee	Ms. Saioa SANCHO	ISU
Judge No. 1	Mr. Kersten BELLMANN	ISU
Judge No. 2	Ms. Vessela POPOVA	ISU
Judge No. 3	Ms. Claire SHEPHERD	ISU
Judge No. 4	Ms. Francoise de RAPPARD	ISU
Judge No. 5	Ms. Anna KANTOR	ISU
Judge No. 6	Mr. Tobias STEINDL	ISU
Judge No. 7	Ms. Senem AHISKAL	ISU
Judge No. 8	Ms. Zsuzsanna VIKARNE-HOMOLYA	ISU
Judge No. 9	Ms. Hermi OTTEMANN	ISU

Data/Replay Operator

Data Operator	Ms. Daiana ALLEN	ISU
Replay Operator	Mr. Martin PAULMICHL	ISU



JUDGES DETAILS PER SKATER
WOMEN SHORT PROGRAM

Rank	Name	Nation	Starting Number	Total Segment Score	Total Element Score	Total Program Component Score (factored)						Total Deductions			
1	Anastasiia GUBANOVA	GEO	26	69.81	37.71	32.10						0.00			
#	Executed Elements	Info	Base Value	GOE	J1	J2	J3	J4	J5	J6	J7	J8	J9	Ref.	Scores of Panel
1	3F+3T		9.50	1.59	2	3	3	3	3	2	3	4	4		11.09
2	2A		3.30	0.71	1	2	2	2	2	2	2	3	3		4.01
3	FCSp4		3.20	0.91	2	3	3	2	3	3	3	3	4		4.11
4	3Lz	x	6.49	1.60	3	2	3	2	3	2	3	3	3		8.09
5	StSq4		3.90	1.11	3	3	3	2	2	3	3	3	3		5.01
6	CCoSp3		3.00	0.39	0	2	0	2	2	2	1	2	-1		3.39
7	LSp2		1.90	0.11	0	1	1	-2	1	0	2	1	0		2.01
			31.29												37.71
Program Components			Factor												
Composition			1.33	8.25	8.50	8.00	8.00	7.75	8.25	7.75	7.50	7.75	7.96		
Presentation			1.33	8.50	8.50	8.50	8.00	7.75	8.50	7.50	7.75	8.50	8.21		
Skating Skills			1.33	8.25	8.25	8.25	7.75	7.50	8.50	7.50	7.75	8.00	7.96		
Judges Total Program Component Score (factored)													32.10		
Deductions:															0.00

Rank	Name	Nation	Starting Number	Total Segment Score	Total Element Score	Total Program Component Score (factored)						Total Deductions			
2	Loena HENDRICKX	BEL	28	67.85	33.90	33.95						0.00			
#	Executed Elements	Info	Base Value	GOE	J1	J2	J3	J4	J5	J6	J7	J8	J9	Ref.	Scores of Panel
1	3F		5.30	1.67	3	3	3	3	2	3	3	4	4		6.97
2	2A		3.30	0.80	2	2	2	2	2	3	3	3	3		4.10
3	CCoSp4		3.50	1.40	4	4	4	4	3	4	4	4	4		4.90
4	3Lz<+2T	<	6.62	-2.36	-4	-5	-5	-5	-5	-5	-5	-5	-5		4.26
5	StSq4		3.90	1.50	4	4	3	4	4	4	4	3	4		5.40
6	FCSp4		3.20	1.14	4	3	3	3	2	4	4	4	4		4.34
7	LSp4		2.70	1.23	4	5	3	5	4	4	5	5	5		3.93
			28.52												33.90
Program Components			Factor												
Composition			1.33	9.00	8.50	7.75	9.00	8.50	9.00	8.00	8.50	9.00	8.64		
Presentation			1.33	8.75	8.00	8.00	8.75	8.25	8.50	8.50	8.25	9.00	8.43		
Skating Skills			1.33	8.75	8.50	7.50	8.75	8.25	9.00	8.25	8.25	8.50	8.46		
Judges Total Program Component Score (factored)													33.95		
Deductions:															0.00

Rank	Name	Nation	Starting Number	Total Segment Score	Total Element Score	Total Program Component Score (factored)						Total Deductions			
3	Kimmy REPOND	SUI	23	63.83	35.18	28.65						0.00			
#	Executed Elements	Info	Base Value	GOE	J1	J2	J3	J4	J5	J6	J7	J8	J9	Ref.	Scores of Panel
1	3Lz!q+3T	!	10.10	-1.35	-1	-3	-1	-2	-2	-3	-3	-3	-2		8.75
2	2A		3.30	0.42	2	1	2	2	1	0	2	1	0		3.72
3	FCSp4		3.20	0.55	2	1	2	3	2	1	2	1	2		3.75
4	3F	x	5.83	0.30	1	1	0	1	1	0	2	0	-2		6.13
5	LSp4		2.70	0.58	2	2	2	1	2	2	3	3	2		3.28
6	StSq4		3.90	0.95	3	1	2	3	2	1	3	3	3		4.85
7	CCoSp4		3.50	1.20	4	2	3	4	3	2	4	4	4		4.70
			32.53												35.18
Program Components			Factor												
Composition			1.33	8.00	7.00	6.75	8.50	6.75	6.50	7.50	7.00	7.25	7.18		
Presentation			1.33	8.25	6.75	7.25	8.00	7.00	6.75	7.75	7.25	7.00	7.29		
Skating Skills			1.33	8.50	6.75	6.50	7.75	7.00	6.25	6.75	7.25	7.50	7.07		
Judges Total Program Component Score (factored)													28.65		
Deductions:															0.00

JUDGES DETAILS PER SKATER
WOMEN SHORT PROGRAM

Rank	Name	Nation	Starting Number	Total Segment Score	Total Element Score	Total Program Component Score (factored)						Total Deductions			
4	Olga MIKUTINA	AUT	19	62.78	33.71	29.07						0.00			
#	Executed Elements	Info	Base Value	GOE	J1	J2	J3	J4	J5	J6	J7	J8	J9	Ref.	Scores of Panel
1	3Lz+2T		7.20	0.42	1	2	1	1	1	-1	1	0	0		7.62
2	2A		3.30	0.38	2	0	1	1	1	1	2	1	1		3.68
3	LSp3		2.40	0.65	3	3	2	2	2	3	3	3	3		3.05
4	3F		5.83	x 1.06	2	2	2	2	2	1	3	2	2		6.89
5	FCSp3		2.80	0.80	3	3	2	3	3	3	3	2	3		3.60
6	StSq4		3.90	1.11	2	3	3	3	3	2	3	3	3		5.01
7	CCoSp3		3.00	0.86	3	3	2	3	2	2	4	3	4		3.86
			28.43												33.71
Program Components			Factor												
Composition			1.33	7.25	7.50	7.75	8.00	6.75	7.50	7.50	7.00	7.25			7.39
Presentation			1.33	7.75	7.00	7.25	8.00	6.75	7.25	7.50	6.50	7.75			7.32
Skating Skills			1.33	7.50	7.25	7.00	7.50	6.50	7.50	7.25	6.50	7.00			7.14
Judges Total Program Component Score (factored)															29.07
Deductions:															0.00

Rank	Name	Nation	Starting Number	Total Segment Score	Total Element Score	Total Program Component Score (factored)						Total Deductions			
5	Ekaterina KURAKOVA	POL	30	61.81	30.83	30.98						0.00			
#	Executed Elements	Info	Base Value	GOE	J1	J2	J3	J4	J5	J6	J7	J8	J9	Ref.	Scores of Panel
1	3Lz+2T		7.20	0.76	1	1	2	1	1	1	1	2	2		7.96
2	3Lo<	<	3.92	-1.96	-5	-5	-5	-5	-5	-5	-5	-5	-5		1.96
3	FCSp4		3.20	0.96	3	3	3	3	3	3	4	3	3		4.16
4	LSp3		2.40	0.58	3	2	3	2	1	1	3	3	3		2.98
5	2A		3.63	x 0.66	2	2	2	2	2	2	4	2	2		4.29
6	StSq4		3.90	1.28	3	3	3	4	2	3	4	3	4		5.18
7	CCoSp4		3.50	0.80	3	2	1	2	1	2	3	3	3		4.30
			27.75												30.83
Program Components			Factor												
Composition			1.33	8.00	7.75	6.75	8.25	7.50	7.50	8.00	7.25	8.50			7.75
Presentation			1.33	8.25	7.50	7.75	8.75	7.25	7.75	8.25	7.00	8.75			7.93
Skating Skills			1.33	7.75	7.75	7.25	7.75	7.25	7.50	8.00	7.00	8.00			7.61
Judges Total Program Component Score (factored)															30.98
Deductions:															0.00

Rank	Name	Nation	Starting Number	Total Segment Score	Total Element Score	Total Program Component Score (factored)						Total Deductions			
6	Nina PINZARRONE	BEL	14	61.35	33.42	27.93						0.00			
#	Executed Elements	Info	Base Value	GOE	J1	J2	J3	J4	J5	J6	J7	J8	J9	Ref.	Scores of Panel
1	2A		3.30	0.57	2	2	1	1	2	2	2	2	1		3.87
2	3Lo		4.90	1.19	3	1	3	2	2	2	3	3	2		6.09
3	FCSp4		3.20	0.78	3	3	2	2	2	2	4	2	3		3.98
4	3Lz+3T<	<	10.19	x -1.52	-3	-2	-4	-2	-3	-2	-3	-2	-3		8.67
5	CCoSp4		3.50	0.30	1	1	1	0	0	2	3	0	1		3.80
6	StSq2		2.60	0.63	3	2	2	3	1	2	3	3	2		3.23
7	LSp4		2.70	1.08	4	4	4	4	3	4	4	5	4		3.78
			30.39												33.42
Program Components			Factor												
Composition			1.33	7.75	7.00	7.25	7.00	6.50	7.50	6.75	6.50	6.75			6.96
Presentation			1.33	8.00	7.25	7.50	6.50	6.50	7.25	6.75	6.75	7.00			7.00
Skating Skills			1.33	7.75	7.00	6.75	6.75	6.25	8.00	7.00	7.00	7.00			7.04
Judges Total Program Component Score (factored)															27.93
Deductions:															0.00

JUDGES DETAILS PER SKATER
WOMEN SHORT PROGRAM

Rank	Name	Nation	Starting Number	Total Segment Score	Total Element Score	Total Program Component Score (factored)						Total Deductions			
7	Niina PETROKINA	EST	25	61.05	30.61	30.44						0.00			
#	Executed Elements	Info	Base Value	GOE	J1	J2	J3	J4	J5	J6	J7	J8	J9	Ref.	Scores of Panel
1	2A		3.30	0.99	3	3	3	3	2	3	3	3	3		4.29
2	3F+3T		9.50	-0.45	-2	-1	-1	-2	0	-1	-1	1	0		9.05
3	FCSp4		3.20	0.82	2	3	3	2	1	3	3	3	2		4.02
4	3Lz<<	<<	2.31	x -1.05	-5	-5	-5	-5	-5	-5	-5	-5	-5		1.26
5	CCoSp4		3.50	0.50	2	2	-1	1	1	1	3	2	1		4.00
6	StSq4		3.90	1.11	3	3	3	3	2	2	3	3	4		5.01
7	LSp3		2.40	0.58	2	3	3	2	1	2	3	3	2		2.98
			28.11												30.61
Program Components			Factor												
Composition			1.33	8.00	7.75	7.50	7.75	7.25	7.75	8.00	7.50	7.75		7.71	
Presentation			1.33	8.25	7.75	7.75	7.75	7.00	7.00	7.75	7.25	8.00		7.61	
Skating Skills			1.33	8.00	7.50	7.75	7.50	7.25	7.50	7.50	7.25	8.25		7.57	
Judges Total Program Component Score (factored)													30.44		
Deductions:															0.00

Rank	Name	Nation	Starting Number	Total Segment Score	Total Element Score	Total Program Component Score (factored)						Total Deductions			
8	Janna JYRKINEN	FIN	13	60.77	34.28	26.49						0.00			
#	Executed Elements	Info	Base Value	GOE	J1	J2	J3	J4	J5	J6	J7	J8	J9	Ref.	Scores of Panel
1	2A		3.30	0.42	2	1	1	1	1	1	3	1	2		3.72
2	3Lz+3T<	<	9.26	-1.18	-2	-2	-3	-2	-2	-2	-2	-1	-2		8.08
3	CCoSp4		3.50	0.55	2	1	1	1	0	2	3	2	2		4.05
4	3F	x	5.83	0.98	2	1	2	2	2	1	2	2	2		6.81
5	StSq4		3.90	0.72	2	1	2	2	2	2	3	1	2		4.62
6	FCSp4		3.20	0.41	1	1	2	1	1	2	2	0	1		3.61
7	LSp4		2.70	0.69	3	3	3	2	2	1	3	2	3		3.39
			31.69												34.28
Program Components			Factor												
Composition			1.33	7.25	6.50	6.75	7.25	6.25	6.50	6.75	6.25	7.00		6.71	
Presentation			1.33	7.75	6.50	6.25	7.00	6.25	6.75	7.00	6.25	7.25		6.71	
Skating Skills			1.33	7.50	6.25	6.50	6.50	6.00	7.25	6.50	6.00	6.50		6.50	
Judges Total Program Component Score (factored)													26.49		
Deductions:															0.00

Rank	Name	Nation	Starting Number	Total Segment Score	Total Element Score	Total Program Component Score (factored)						Total Deductions			
9	Livia KAISER	SUI	9	60.25	34.66	25.59						0.00			
#	Executed Elements	Info	Base Value	GOE	J1	J2	J3	J4	J5	J6	J7	J8	J9	Ref.	Scores of Panel
1	3Lz+3T		10.10	1.18	2	2	3	2	2	1	2	2	2		11.28
2	2A		3.30	0.90	4	3	3	2	2	2	3	3	3		4.20
3	FSSp3		2.60	0.04	1	1	1	0	1	-1	-2	-1	0		2.64
4	3Lo	x	5.39	1.05	2	2	3	2	2	2	3	2	2		6.44
5	LSp3		2.40	0.03	1	2	1	-1	2	0	0	-2	-2		2.43
6	StSq3		3.30	0.52	1	2	2	2	1	1	2	1	2		3.82
7	CCoSp4		3.50	0.35	1	1	1	0	2	1	3	1	-1		3.85
			30.59												34.66
Program Components			Factor												
Composition			1.33	6.25	6.50	6.75	6.75	6.00	6.50	6.50	5.75	5.25		6.32	
Presentation			1.33	6.50	6.75	6.75	6.50	6.25	7.00	6.50	6.00	6.00		6.46	
Skating Skills			1.33	6.75	6.75	6.50	6.75	6.25	6.25	6.25	6.50	6.25		6.46	
Judges Total Program Component Score (factored)													25.59		
Deductions:															0.00

**JUDGES DETAILS PER SKATER
WOMEN SHORT PROGRAM**

Rank	Name	Nation	Starting Number	Total Segment Score	Total Element Score	Total Program Component Score (factored)						Total Deductions			
10	Lindsay van ZUNDERT	NED	21	58.13	31.48	26.65						0.00			
#	Executed Elements	Info	Base Value	GOE	J1	J2	J3	J4	J5	J6	J7	J8	J9	Ref.	Scores of Panel
1	3Lz+3T<	<	9.26	-1.26	-3	-2	-4	-2	-2	-2	-2	-2	-2		8.00
2	2A		3.30	0.33	1	1	2	1	1	1	1	1	1		3.63
3	CCoSp4		3.50	0.70	1	1	2	3	1	2	3	3	2		4.20
4	3Lo	x	5.39	0.70	1	1	1	2	1	1	2	2	2		6.09
5	FCSp3		2.80	0.40	1	2	1	1	2	2	0	1	2		3.20
6	StSq2		2.60	0.37	1	1	0	2	1	1	2	2	2		2.97
7	LSp4		2.70	0.69	2	3	3	2	2	3	3	2	3		3.39
			29.55												31.48
Program Components			Factor												
Composition			1.33	7.00	6.25	5.50	7.25	6.50	7.00	6.75	6.25	6.50	6.61		6.61
Presentation			1.33	7.00	6.75	5.50	7.00	6.75	7.25	6.50	6.50	7.25	6.82		6.82
Skating Skills			1.33	6.75	6.75	6.00	6.75	6.50	6.75	6.25	6.50	7.25	6.61		6.61
Judges Total Program Component Score (factored)															26.65
Deductions:												0.00			

Rank	Name	Nation	Starting Number	Total Segment Score	Total Element Score	Total Program Component Score (factored)						Total Deductions			
11	Julia SAUTER	ROU	16	56.58	31.37	26.21						-1.00			
#	Executed Elements	Info	Base Value	GOE	J1	J2	J3	J4	J5	J6	J7	J8	J9	Ref.	Scores of Panel
1	3Lz	F	5.90	-2.95	-5	-5	-5	-5	-5	-5	-5	-5	-5		2.95
2	3T+3T		8.40	0.72	2	2	3	1	1	0	2	2	2		9.12
3	FSSp4		3.00	0.69	2	2	3	3	2	2	3	0	2		3.69
4	2A		3.30	0.38	2	1	2	0	0	1	3	1	1		3.68
5	CCoSp4		3.50	0.50	1	2	1	0	1	2	3	2	1		4.00
6	CSp4		2.60	0.48	2	2	2	1	2	2	3	1	2		3.08
7	StSq4		3.90	0.95	2	2	3	3	2	2	3	2	3		4.85
			30.60												31.37
Program Components			Factor												
Composition			1.33	7.00	6.75	7.25	6.25	6.25	6.25	6.75	6.00	5.00	6.46		6.46
Presentation			1.33	7.25	6.50	7.25	6.00	6.00	7.00	7.25	6.00	4.50	6.57		6.57
Skating Skills			1.33	7.00	7.00	7.00	6.50	6.25	6.75	7.25	6.25	6.00	6.68		6.68
Judges Total Program Component Score (factored)															26.21
Deductions: Falls												-1.00 (1)			

Rank	Name	Nation	Starting Number	Total Segment Score	Total Element Score	Total Program Component Score (factored)						Total Deductions			
12	Josefin TALJEGARD	SWE	27	55.53	27.85	28.68						-1.00			
#	Executed Elements	Info	Base Value	GOE	J1	J2	J3	J4	J5	J6	J7	J8	J9	Ref.	Scores of Panel
1	3F+2T		6.60	0.45	1	1	1	1	0	0	2	1	1		7.05
2	3T<	F	3.36	-1.68	-5	-5	-5	-5	-5	-5	-5	-5	-5		1.68
3	FCSp4		3.20	0.69	2	2	2	3	2	2	2	3	2		3.89
4	2Aq	q	3.63	-0.66	-2	-2	-3	-2	-2	-2	-2	-2	-2		2.97
5	CCoSp4		3.50	0.80	2	2	2	2	2	2	3	3	4		4.30
6	StSq4		3.90	1.06	2	3	3	4	2	2	3	3	3		4.96
7	SSp4		2.50	0.50	2	2	1	2	2	2	3	2	2		3.00
			26.69												27.85
Program Components			Factor												
Composition			1.33	7.50	7.25	7.25	8.25	7.00	7.50	7.25	7.00	6.00	7.25		7.25
Presentation			1.33	8.00	7.00	7.75	8.50	7.00	7.50	7.50	6.75	7.50	7.46		7.46
Skating Skills			1.33	7.25	7.00	6.75	7.50	6.75	6.00	7.25	7.00	6.00	6.86		6.86
Judges Total Program Component Score (factored)															28.68
Deductions: Falls												-1.00 (1)			

JUDGES DETAILS PER SKATER
WOMEN SHORT PROGRAM

Rank	Name	Nation	Starting Number	Total Segment Score	Total Element Score	Total Program Component Score (factored)						Total Deductions				
13	Lara Naki GUTMANN	ITA	20	55.39	27.51	27.88						0.00				
#	Executed Elements	Info	Base Value	GOE	J1	J2	J3	J4	J5	J6	J7	J8	J9	Ref.	Scores of Panel	
1	3Lo		4.90	0.00	-1	0	1	1	0	0	1	-1	-1		4.90	
2	3F+2T		6.60	-0.98	-2	-3	-1	-2	-2	-1	-2	-2	-2		5.62	
3	FSSp4		3.00	0.04	1	-1	-1	0	1	0	2	0	0		3.04	
4	2A		3.63	x -0.66	-2	-2	-2	-2	-2	-2	-3	-2	-2		2.97	
5	CSp4		2.60	0.37	2	1	1	2	1	1	2	2	1		2.97	
6	StSq3		3.30	0.66	2	1	2	3	1	2	2	2	3		3.96	
7	CCoSp4		3.50	0.55	2	-1	1	1	1	2	2	2	2		4.05	
			27.53												27.51	
Program Components			Factor													
Composition			1.33	7.00	6.50	6.50	7.50	6.50	7.50	7.25	7.00	7.25			7.00	
Presentation			1.33	7.25	6.00	7.25	7.75	6.25	7.25	7.50	6.75	7.75			7.14	
Skating Skills			1.33	7.25	6.25	6.75	7.00	6.50	7.00	7.00	6.75	6.75			6.82	
Judges Total Program Component Score (factored)																27.88
Deductions:															0.00	

Rank	Name	Nation	Starting Number	Total Segment Score	Total Element Score	Total Program Component Score (factored)						Total Deductions				
14	Sofja STEPČENKO	LAT	8	55.32	31.33	23.99						0.00				
#	Executed Elements	Info	Base Value	GOE	J1	J2	J3	J4	J5	J6	J7	J8	J9	Ref.	Scores of Panel	
1	3F+2T		6.60	1.06	2	2	3	2	2	1	2	2	2		7.66	
2	StSq2		2.60	0.26	1	0	2	0	1	1	1	2	1		2.86	
3	2A		3.30	0.66	3	1	3	1	2	1	2	3	2		3.96	
4	CCoSp4		3.50	-0.10	1	-1	-2	0	1	-1	3	-1	-1		3.40	
5	3Lz		6.49	x 0.59	1	0	3	2	1	0	2	0	1		7.08	
6	FCSp4		3.20	0.46	1	1	1	2	2	1	2	2	-1		3.66	
7	SSp4		2.50	0.21	2	1	0	1	1	0	2	1	0		2.71	
			28.19												31.33	
Program Components			Factor													
Composition			1.33	6.25	6.25	6.75	6.00	5.75	5.50	5.75	6.00	4.50			5.93	
Presentation			1.33	6.75	6.25	6.50	5.75	6.00	5.75	6.25	6.50	5.00			6.14	
Skating Skills			1.33	6.75	6.50	6.25	5.50	6.00	5.25	6.00	6.25	4.75			5.96	
Judges Total Program Component Score (factored)																23.99
Deductions:															0.00	

Rank	Name	Nation	Starting Number	Total Segment Score	Total Element Score	Total Program Component Score (factored)						Total Deductions				
15	Eva-Lotta KIIBUS	EST	18	55.26	28.53	26.73						0.00				
#	Executed Elements	Info	Base Value	GOE	J1	J2	J3	J4	J5	J6	J7	J8	J9	Ref.	Scores of Panel	
1	3T+3T		8.40	0.00	-1	-1	0	-1	0	0	1	2	1		8.40	
2	2A		3.30	0.52	0	1	-3	2	1	2	3	3	2		3.82	
3	LSp4		2.70	0.54	2	2	2	1	2	2	3	2	2		3.24	
4	3Lzq		6.49	x -2.78	-4	-5	-4	-5	-5	-5	-4	-5	-5		3.71	
5	FCSp4		3.20	0.32	0	1	1	1	1	1	2	2	-1		3.52	
6	StSq3		3.30	0.71	1	1	1	3	2	2	3	3	3		4.01	
7	CCoSp2V		1.88	-0.05	0	-1	-1	1	0	0	-2	1	-1		1.83	
			29.27												28.53	
Program Components			Factor													
Composition			1.33	6.50	6.50	5.75	7.50	6.25	7.50	6.50	7.00	6.75			6.71	
Presentation			1.33	7.00	6.25	6.00	7.25	6.50	7.25	6.75	7.00	7.00			6.82	
Skating Skills			1.33	6.50	6.50	6.00	7.00	6.25	6.75	6.25	7.25	6.75			6.57	
Judges Total Program Component Score (factored)																26.73
Deductions:															0.00	

JUDGES DETAILS PER SKATER
WOMEN SHORT PROGRAM

Rank	Name	Nation	Starting Number	Total Segment Score	Total Element Score	Total Program Component Score (factored)						Total Deductions				
16	Nicole SCHOTT	GER	29	54.33	28.25	28.08						-2.00				
#	Executed Elements	Info	Base Value	GOE	J1	J2	J3	J4	J5	J6	J7	J8	J9	Ref.	Scores of Panel	
1	3F	F	5.30	-2.65	-5	-5	-5	-5	-5	-5	-5	-5	-5		2.65	
2	3T+3Tq	F	8.40	-2.10	-5	-5	-5	-5	-5	-5	-5	-5	-5		6.30	
3	FCSp4		3.20	0.59	2	2	1	3	1	2	3	2	1		3.79	
4	2A		3.63	x 0.52	1	1	2	1	1	2	2	2	2		4.15	
5	CCoSp4		3.50	0.70	2	2	2	2	1	2	2	2	2		4.20	
6	StSq4		3.90	0.89	2	2	2	3	1	2	3	3	2		4.79	
7	LSp3		2.40	-0.03	1	0	-1	0	-1	2	0	-1	0		2.37	
			30.33												28.25	
Program Components			Factor													
Composition			1.33	8.00	7.25	6.50	7.75	6.75	7.25	7.50	6.00	6.75			7.11	
Presentation			1.33	7.50	7.00	6.75	7.50	6.25	6.50	7.75	5.75	6.50			6.86	
Skating Skills			1.33	7.75	7.25	6.75	7.75	6.75	7.25	7.50	6.00	6.75			7.14	
Judges Total Program Component Score (factored)																28.08
Deductions:			Falls		-2.00 (2)										-2.00	

Rank	Name	Nation	Starting Number	Total Segment Score	Total Element Score	Total Program Component Score (factored)						Total Deductions				
17	Alexandra FEIGIN	BUL	24	54.31	29.09	25.22						0.00				
#	Executed Elements	Info	Base Value	GOE	J1	J2	J3	J4	J5	J6	J7	J8	J9	Ref.	Scores of Panel	
1	3Fq	q	5.30	-1.14	-2	-2	-3	-1	-2	-2	-2	-3	-2		4.16	
2	3T+3T<	<	7.56	-0.84	-2	-2	-3	-2	-2	-2	-2	-2	-1		6.72	
3	FCSp4		3.20	0.55	2	1	2	2	2	1	3	2	1		3.75	
4	2A		3.63	x 0.38	1	1	1	1	1	0	2	2	1		4.01	
5	CCoSp4		3.50	0.70	2	0	3	2	1	2	3	3	1		4.20	
6	StSq3		3.30	0.24	1	1	0	0	1	0	2	2	-2		3.54	
7	LSp3		2.40	0.31	1	2	2	0	1	0	2	2	1		2.71	
			28.89												29.09	
Program Components			Factor													
Composition			1.33	7.00	6.50	5.75	6.00	6.75	6.00	7.00	6.25	5.50			6.32	
Presentation			1.33	7.25	6.50	5.50	5.50	6.50	6.25	7.25	6.00	4.75			6.21	
Skating Skills			1.33	7.00	6.75	6.50	6.25	6.25	6.25	7.00	6.00	4.25			6.43	
Judges Total Program Component Score (factored)																25.22
Deductions:																0.00

Rank	Name	Nation	Starting Number	Total Segment Score	Total Element Score	Total Program Component Score (factored)						Total Deductions				
18	Marilena KITROMILIS	CYP	11	53.71	29.10	25.61						-1.00				
#	Executed Elements	Info	Base Value	GOE	J1	J2	J3	J4	J5	J6	J7	J8	J9	Ref.	Scores of Panel	
1	3F		5.30	0.83	2	1	2	2	1	0	2	2	1		6.13	
2	3Lz+2T		7.20	0.76	2	1	2	1	1	1	2	1	1		7.96	
3	CCoSp4		3.50	0.60	1	2	2	2	1	2	3	2	1		4.10	
4	2A		3.63	x 0.42	1	1	1	1	1	1	2	2	2		4.05	
5	StSq2	F	2.60	-1.04	-4	-4	-4	-3	-4	-5	-4	-3	-5		1.56	
6	FSSp3		2.60	-0.15	1	-2	1	-2	-1	0	-1	-1	0		2.45	
7	LSp3		2.40	0.45	1	2	2	3	1	1	3	2	2		2.85	
			27.23												29.10	
Program Components			Factor													
Composition			1.33	6.25	6.50	6.50	7.00	5.75	6.50	6.50	6.50	6.50	5.00			6.36
Presentation			1.33	6.50	6.25	6.75	6.50	5.75	6.25	6.50	7.00	6.00			6.39	
Skating Skills			1.33	6.50	6.25	6.75	7.00	5.50	6.50	6.25	6.75	6.50			6.50	
Judges Total Program Component Score (factored)																25.61
Deductions:			Falls		-1.00 (1)										-1.00	

JUDGES DETAILS PER SKATER
WOMEN SHORT PROGRAM

Rank	Name	Nation	Starting Number	Total Segment Score	Total Element Score	Total Program Component Score (factored)						Total Deductions			
19	Dasa GRM	SLO	17	52.47	27.40	26.07						-1.00			
#	Executed Elements	Info	Base Value	GOE	J1	J2	J3	J4	J5	J6	J7	J8	J9	Ref.	Scores of Panel
1	3F<	F	4.24	-2.12	-5	-5	-5	-5	-5	-5	-5	-5	-5		2.12
2	3T+2T		5.50	0.72	2	2	2	2	1	1	2	1	2		6.22
3	2A		3.30	0.28	1	1	1	0	0	1	3	1	1		3.58
4	FSSp4		3.00	0.47	1	1	2	1	1	2	2	2	2		3.47
5	CCoSp4		3.50	0.75	2	2	2	0	2	2	3	3	2		4.25
6	StSq4		3.90	0.78	2	2	2	2	1	1	2	3	3		4.68
7	CSp4		2.60	0.48	2	2	2	3	1	1	2	2	2		3.08
			26.04												27.40
Program Components			Factor												
Composition			1.33	6.25	6.50	6.00	6.75	6.25	6.25	7.00	5.75	6.75			6.39
Presentation			1.33	7.00	6.50	6.50	6.75	6.00	6.75	7.25	6.50	7.25			6.75
Skating Skills			1.33	6.50	6.75	5.25	6.25	6.00	6.25	6.75	6.75	7.25			6.46
Judges Total Program Component Score (factored)															26.07
Deductions:			Falls -1.00 (1)												-1.00

Rank	Name	Nation	Starting Number	Total Segment Score	Total Element Score	Total Program Component Score (factored)						Total Deductions			
20	Natasha McKAY	GBR	12	51.94	25.45	26.49						0.00			
#	Executed Elements	Info	Base Value	GOE	J1	J2	J3	J4	J5	J6	J7	J8	J9	Ref.	Scores of Panel
1	3Lo<+2T	<	5.22	-0.84	-3	-2	-3	-1	-2	-3	-2	-2	-1		4.38
2	3S		4.30	0.00	-1	0	1	0	0	0	0	0	0		4.30
3	2A		3.30	-0.99	-3	-3	-3	-3	-3	-3	-3	-3	-2		2.31
4	CSp4		2.60	0.48	2	2	2	2	1	2	2	1	3		3.08
5	StSq3		3.30	0.71	2	2	3	2	1	1	2	3	3		4.01
6	FSSp4		3.00	0.47	1	1	2	2	1	1	2	2	2		3.47
7	CCoSp4		3.50	0.40	1	1	0	1	1	1	3	1	2		3.90
			25.22												25.45
Program Components			Factor												
Composition			1.33	7.50	6.25	7.00	7.25	6.00	6.75	6.25	6.25	6.25	6.75	6.75	6.64
Presentation			1.33	7.50	6.50	7.00	6.75	6.25	7.25	6.75	6.75	6.50	6.25	6.71	
Skating Skills			1.33	7.25	6.75	6.75	6.50	6.00	6.25	6.50	6.25	7.00			6.57
Judges Total Program Component Score (factored)															26.49
Deductions:															0.00

Rank	Name	Nation	Starting Number	Total Segment Score	Total Element Score	Total Program Component Score (factored)						Total Deductions				
21	Mia Caroline RISA GOMEZ	NOR	5	49.14	26.62	22.52						0.00				
#	Executed Elements	Info	Base Value	GOE	J1	J2	J3	J4	J5	J6	J7	J8	J9	Ref.	Scores of Panel	
1	3T+3Tq	q	8.40	-0.54	-1	-2	-1	-1	-1	-2	-2	-1	-1		7.86	
2	3F<	<	4.24	-1.45	-4	-3	-3	-3	-4	-4	-4	-3	-3		2.79	
3	LSp4		2.70	0.23	0	1	1	2	0	1	2	1	0		2.93	
4	2A		3.63	0.57	2	1	2	1	2	2	2	2	1		4.20	
5	StSq2		2.60	-0.19	-1	-1	-1	0	-1	-1	1	0	-2		2.41	
6	FCSp4		3.20	0.14	0	1	-1	1	-1	1	2	1	0		3.34	
7	CCoSp3		3.00	0.09	-1	-1	1	1	0	1	2	0	0		3.09	
			27.77												26.62	
Program Components			Factor													
Composition			1.33	6.25	5.75	6.25	6.25	5.00	6.25	5.00	5.00	5.25	3.50			5.68
Presentation			1.33	6.50	5.75	6.50	5.75	5.00	6.25	5.50	5.50	5.50	3.25			5.75
Skating Skills			1.33	6.75	6.00	6.00	6.00	4.75	5.25	5.00	5.50	3.00			5.50	
Judges Total Program Component Score (factored)															22.52	
Deductions:															0.00	

JUDGES DETAILS PER SKATER
WOMEN SHORT PROGRAM

Rank	Name	Nation	Starting Number	Total Segment Score	Total Element Score	Total Program Component Score (factored)							Total Deductions			
22	Anastasia GOZHVA	UKR	3	46.78	24.65	22.13							0.00			
#	Executed Elements	Info	Base Value	GOE	J1	J2	J3	J4	J5	J6	J7	J8	J9	Ref.	Scores of Panel	
1	3Lz! ⁺ +COMBO+3T<*	*	5.90	-2.95	-5	-5	-5	-5	-5	-5	-5	-5	-5		2.95	
2	3Fq	q	5.30	-1.06	-1	-2	-2	-2	-2	-2	-2	-2	-2		4.24	
3	FCSp4		3.20	0.69	3	2	2	2	2	2	3	1	2		3.89	
4	2A	x	3.63	-0.28	-1	-1	-1	-1	0	-1	0	-1	-1		3.35	
5	StSq2		2.60	0.30	1	1	3	2	0	1	2	1	-2		2.90	
6	CCoSp4		3.50	0.70	3	2	2	1	2	2	3	2	1		4.20	
7	LSp4		2.70	0.42	2	2	2	2	0	1	2	1	1		3.12	
			26.83												24.65	
Program Components			Factor													
Composition			1.33	6.00	6.25	7.25	5.50	5.75	5.75	4.75	4.25	3.75			5.46	
Presentation			1.33	6.25	6.00	7.00	5.00	5.50	6.00	4.50	4.00	4.00			5.32	
Skating Skills			1.33	6.75	6.50	6.75	5.75	6.00	6.50	4.75	4.75	3.00			5.86	
Judges Total Program Component Score (factored)																22.13
Deductions:															0.00	

Rank	Name	Nation	Starting Number	Total Segment Score	Total Element Score	Total Program Component Score (factored)							Total Deductions			
23	Julia LANG	HUN	15	46.33	22.54	23.79							0.00			
#	Executed Elements	Info	Base Value	GOE	J1	J2	J3	J4	J5	J6	J7	J8	J9	Ref.	Scores of Panel	
1	3T+3T<	<	7.56	-2.04	-4	-5	-5	-5	-5	-5	-4	-5	-5		5.52	
2	3Fq	q	5.30	-2.65	-4	-5	-5	-5	-5	-5	-5	-5	-5		2.65	
3	FCSp4		3.20	0.50	2	1	2	2	1	1	3	2	1		3.70	
4	1A*	*	0.00	0.00	-	-	-	-	-	-	-	-	-		0.00	
5	StSq3		3.30	0.57	2	1	2	2	1	0	2	2	2		3.87	
6	CCoSp3		3.00	0.64	3	2	2	2	1	1	4	3	2		3.64	
7	LSp4		2.70	0.46	3	0	2	1	2	0	4	2	2		3.16	
			25.06												22.54	
Program Components			Factor													
Composition			1.33	6.75	6.50	5.50	6.00	5.75	6.00	6.25	6.25	5.00			6.04	
Presentation			1.33	6.50	6.00	5.25	5.50	5.50	5.50	6.75	5.75	4.50			5.71	
Skating Skills			1.33	6.50	6.00	6.00	6.25	6.00	6.25	6.50	6.00	4.75			6.14	
Judges Total Program Component Score (factored)																23.79
Deductions:															0.00	

Rank	Name	Nation	Starting Number	Total Segment Score	Total Element Score	Total Program Component Score (factored)							Total Deductions			
24	Nikola RYCHTARIKOVA	CZE	2	45.64	26.30	19.34							0.00			
#	Executed Elements	Info	Base Value	GOE	J1	J2	J3	J4	J5	J6	J7	J8	J9	Ref.	Scores of Panel	
1	3Lz+2T		7.20	0.76	1	1	2	1	2	1	2	1	1		7.96	
2	3S		4.30	-0.43	-1	-2	-1	-1	-1	-1	-1	0	-1		3.87	
3	FCSp4		3.20	0.32	1	1	1	1	1	1	1	2	1		3.52	
4	StSq2		2.60	0.00	0	0	-2	1	0	0	0	2	-1		2.60	
5	2A<	<	2.90	-0.68	-3	-2	-3	-2	-2	-2	-3	-3	-3		2.22	
6	CCoSp4		3.50	0.20	1	0	0	1	1	1	2	0	0		3.70	
7	SSp3		2.10	0.33	2	1	2	2	1	1	2	2	1		2.43	
			25.80												26.30	
Program Components			Factor													
Composition			1.33	4.50	4.75	4.50	5.00	5.25	5.50	4.25	4.50	3.00			4.68	
Presentation			1.33	5.25	5.00	4.50	5.25	5.00	5.75	4.50	5.00	3.50			4.93	
Skating Skills			1.33	5.00	5.25	4.75	5.25	5.25	5.00	4.25	5.00	4.00			4.93	
Judges Total Program Component Score (factored)																19.34
Deductions:															0.00	

JUDGES DETAILS PER SKATER
WOMEN SHORT PROGRAM

Rank	Name	Nation	Starting Number	Total Segment Score	Total Element Score	Total Program Component Score (factored)						Total Deductions				
25	Alexandra Michaela FILCOVA	SVK	7	43.94	23.85	20.09						0.00				
#	Executed Elements	Info	Base Value	GOE	J1	J2	J3	J4	J5	J6	J7	J8	J9	Ref.	Scores of Panel	
1	3T+3T<	<	7.56	-1.86	-5	-3	-5	-4	-5	-4	-4	-5	-4		5.70	
2	2A		3.30	0.05	1	0	0	0	0	0	1	0	0		3.35	
3	FCSp3		2.80	0.00	0	-1	0	0	0	0	1	1	-1		2.80	
4	3S	x	4.73	-0.12	0	0	-1	0	0	0	1	-1	-1		4.61	
5	SSp3		2.10	0.15	1	1	1	1	0	1	2	0	-1		2.25	
6	StSq2		2.60	-0.37	-1	-2	-1	-2	-2	-1	-1	-1	-3		2.23	
7	CCoSp3		3.00	-0.09	0	-1	1	0	0	0	0	-1	-2		2.91	
			26.09												23.85	
Program Components			Factor													
Composition			1.33	5.50	5.50	5.50	5.25	4.50	5.00	5.25	4.50	4.00			5.07	
Presentation			1.33	5.75	5.50	5.75	5.00	4.50	5.25	5.50	4.75	3.75			5.18	
Skating Skills			1.33	5.50	6.00	5.00	4.75	4.25	4.75	5.25	4.50	4.25			4.86	
Judges Total Program Component Score (factored)																20.09
Deductions:														0.00		

Rank	Name	Nation	Starting Number	Total Segment Score	Total Element Score	Total Program Component Score (factored)						Total Deductions				
26	Lea SERNA	FRA	22	43.93	19.66	25.27						-1.00				
#	Executed Elements	Info	Base Value	GOE	J1	J2	J3	J4	J5	J6	J7	J8	J9	Ref.	Scores of Panel	
1	2A		3.30	0.71	2	2	3	2	2	2	3	2	2		4.01	
2	3T<<	F	1.30	-0.65	-5	-5	-5	-5	-5	-5	-5	-5	-5		0.65	
3	FCSp4		3.20	0.78	1	2	2	3	2	3	3	3	2		3.98	
4	2Lz+COMBO	x	2.31	-1.05	-5	-5	-5	-5	-5	-5	-5	-5	-5		1.26	
5	CCoSp4		3.50	0.55	2	2	1	2	2	1	2	1	0		4.05	
6	StSq2		2.60	0.37	2	1	1	2	1	1	2	2	-2		2.97	
7	LSp3		2.40	0.34	2	1	2	1	1	2	3	1	1		2.74	
			18.61												19.66	
Program Components			Factor													
Composition			1.33	6.50	6.50	6.25	6.50	6.25	6.75	6.75	6.25	5.25			6.43	
Presentation			1.33	6.00	6.00	5.25	6.00	6.25	6.00	6.50	6.25	5.00			5.96	
Skating Skills			1.33	6.50	6.75	6.75	6.75	6.50	7.00	6.50	6.50	5.00			6.61	
Judges Total Program Component Score (factored)																25.27
Deductions:				Falls	-1.00 (1)										-1.00	

Rank	Name	Nation	Starting Number	Total Segment Score	Total Element Score	Total Program Component Score (factored)						Total Deductions				
27	Antonina DUBININA	SRB	10	42.51	21.18	21.33						0.00				
#	Executed Elements	Info	Base Value	GOE	J1	J2	J3	J4	J5	J6	J7	J8	J9	Ref.	Scores of Panel	
1	3F<	<	4.24	-1.27	-3	-3	-4	-3	-3	-3	-3	-3	-3		2.97	
2	3Sq+2T	q	5.60	-0.92	-3	-2	-2	-2	-2	-2	-2	-2	-3		4.68	
3	FSSp4		3.00	-0.04	0	-1	0	0	1	0	0	0	-4		2.96	
4	2Aq	q	3.63	-0.66	-2	-2	-2	-2	-2	-2	-2	-2	-2		2.97	
5	StSq2		2.60	-0.07	0	0	-2	-1	0	0	1	1	-3		2.53	
6	CCoSp2		2.50	0.14	1	0	0	0	1	1	2	1	0		2.64	
7	LSp3		2.40	0.03	3	2	1	0	0	0	-1	-1	-1		2.43	
			23.97												21.18	
Program Components			Factor													
Composition			1.33	5.75	5.25	4.50	5.75	5.50	5.25	6.00	4.75	3.50			5.25	
Presentation			1.33	6.00	5.50	5.50	5.75	5.50	5.75	6.50	5.25	3.75			5.61	
Skating Skills			1.33	6.00	5.25	5.25	5.25	5.25	5.00	5.75	4.50	3.25			5.18	
Judges Total Program Component Score (factored)																21.33
Deductions:														0.00		

**JUDGES DETAILS PER SKATER
WOMEN SHORT PROGRAM**

Rank	Name	Nation	Starting Number	Total Segment Score	Total Element Score	Total Program Component Score (factored)							Total Deductions		
28	Anastasia GRACHEVA	MDA	4	39.08	22.09	17.99							-1.00		
#	Executed Elements	Info	Base Value	GOE	J1	J2	J3	J4	J5	J6	J7	J8	J9	Ref.	Scores of Panel
1	3F		5.30	-1.59	-3	-3	-3	-3	-3	-3	-4	-3	-3		3.71
2	2A		3.30	0.19	1	0	1	0	0	1	1	0	1		3.49
3	FCSp4		3.20	0.14	1	1	-2	0	1	1	1	0	-1		3.34
4	3Lzq+COMBO	F	6.49	x -2.95	-5	-5	-5	-5	-5	-5	-5	-5	-5		3.54
5	SSp3		2.10	-0.09	0	-1	-1	0	0	0	1	-1	-1		2.01
6	StSq2		2.60	-0.15	0	-1	-2	0	0	0	0	-1	-3		2.45
7	CCoSp4		3.50	0.05	1	0	-1	1	0	0	1	-1	0		3.55
			26.49												22.09
Program Components				Factor											
Composition				1.33	5.00	4.75	4.00	4.25	5.25	5.00	4.50	3.75	3.75		4.46
Presentation				1.33	5.50	4.75	4.00	4.00	4.75	5.25	4.25	4.25	4.00		4.46
Skating Skills				1.33	5.50	5.00	4.25	4.50	5.00	5.00	4.25	4.25	3.25		4.61
Judges Total Program Component Score (factored)															17.99
Deductions:				Falls	-1.00 (1)									-1.00	

Rank	Name	Nation	Starting Number	Total Segment Score	Total Element Score	Total Program Component Score (factored)							Total Deductions		
29	Alexandra MINTSIDOU	GRE	1	33.86	18.23	16.63							-1.00		
#	Executed Elements	Info	Base Value	GOE	J1	J2	J3	J4	J5	J6	J7	J8	J9	Ref.	Scores of Panel
1	3Lo<+2T	<	5.22	-0.95	-3	-2	-3	-2	-2	-3	-3	-2	-2		4.27
2	3F<		4.24	-2.06	-4	-5	-4	-5	-5	-5	-5	-5	-5		2.18
3	2A<	F	2.64	-1.32	-5	-5	-5	-5	-5	-5	-5	-5	-5		1.32
4	FCSp3		2.80	0.16	1	1	1	1	0	0	1	0	-3		2.96
5	CCoSp3		3.00	-0.13	2	-1	-1	0	-1	0	-2	1	-1		2.87
6	StSq2		2.60	-0.22	0	0	-1	-2	0	-2	-1	0	-3		2.38
7	SSp3		2.10	0.15	1	1	2	1	1	-1	0	1	0		2.25
			22.60												18.23
Program Components				Factor											
Composition				1.33	4.50	4.50	4.00	3.75	4.25	4.25	4.25	3.75	3.00		4.11
Presentation				1.33	4.75	4.25	4.00	3.25	4.00	4.50	4.50	4.00	2.75		4.07
Skating Skills				1.33	4.75	4.75	4.25	4.00	4.00	4.75	4.00	4.50	2.50		4.32
Judges Total Program Component Score (factored)															16.63
Deductions:				Falls	-1.00 (1)									-1.00	

Legend:							
#	Sequence number	GOE	Grade of Execution	Jx	Judges (x=1-9)	Ref.	Referee
*	Invalid element	<	Under-rotated jump	<<	Downgraded jump		
x	Credit for highlight distribution, base value multiplied by 1.1			!	Not clear edge	F	Fall
q	Jump landed on the quarter						

RESULTS
WOMEN FREE SKATING

Pl.	Name	Nation	Total Segment Score
1	Anastasiia GUBANOVA	GEO	130.10
2	Kimmy REPOND	SUI	128.68
3	Loena HENDRICKX	BEL	125.63
4	Ekaterina KURAKOVA	POL	125.09
5	Nina PINZARRONE	BEL	124.57
6	Niina PETROKINA	EST	122.69
7	Janna JYRKINEN	FIN	116.19
8	Lara Naki GUTMANN	ITA	113.90
9	Nicole SCHOTT	GER	109.49
10	Marilena KITROMILIS	CYP	105.20
11	Sofja STEPCHENKO	LAT	104.02
12	Julia SAUTER	ROU	103.84
13	Eva-Lotta KIIBUS	EST	101.69
14	Alexandra FEIGIN	BUL	100.92
15	Lindsay van ZUNDERT	NED	99.97
16	Josefin TALJEGARD	SWE	99.45
17	Anastasia GOZHVA	UKR	96.91
18	Olga MIKUTINA	AUT	96.30
19	Natasha McKAY	GBR	96.06
20	Livia KAISER	SUI	90.95
21	Dasa GRM	SLO	90.58
22	Mia Caroline RISA GOMEZ	NOR	88.48
23	Julia LANG	HUN	83.95
24	Nikola RYCHTARIKOVA	CZE	77.49

Ms. Saioa SANCHO, ISU
Referee

Ms. Lise Rosto JENSEN, ISU
Technical Controller



PANEL OF JUDGES

WOMEN FREE SKATING

Officials

Technical Controller	Ms. Lise Rosto JENSEN	ISU
Technical Specialist	Ms. Merja HUTTUNEN	ISU
Technical Specialist	Ms. Masako KAWAI	ISU

Judges

Referee	Ms. Saioa SANCHO	ISU
Judge No. 1	Ms. Kari-Anne OLSEN	ISU
Judge No. 2	Ms. Kadi ZVIRIK	ISU
Judge No. 3	Ms. Salome CHIGOGIDZE	ISU
Judge No. 4	Ms. Vessela POPOVA	ISU
Judge No. 5	Mr. Tobias STEINDL	ISU
Judge No. 6	Ms. Zsuzsanna VIKARNE-HOMOLYA	ISU
Judge No. 7	Ms. Claire SHEPHERD	ISU
Judge No. 8	Ms. Anna KANTOR	ISU
Judge No. 9	Ms. Alice WALDER	ISU

Data/Replay Operator

Data Operator	Ms. Daiana ALLEN	ISU
Replay Operator	Mr. Martin PAULMICHL	ISU



JUDGES DETAILS PER SKATER
WOMEN FREE SKATING

Rank	Name	Nation	Starting Number	Total Segment Score	Total Element Score	Total Program Component Score (factored)						Total Deductions				
1	Anastasiia GUBANOVA	GEO	24	130.10	64.31	65.79						0.00				
#	Executed Elements	Info	Base Value	GOE	J1	J2	J3	J4	J5	J6	J7	J8	J9	Ref.	Scores of Panel	
1	3Lz+3T		10.10	1.10	1	1	2	1	2	3	3	1	3		11.20	
2	2A		3.30	0.61	1	2	2	1	2	2	2	2	2		3.91	
3	3Lo		4.90	1.40	3	3	2	2	3	3	3	3	3		6.30	
4	3S		4.30	0.86	1	2	2	2	3	2	2	2	2		5.16	
5	FCSp4		3.20	0.91	3	3	3	3	2	3	3	3	2		4.11	
6	ChSq1		3.00	1.00	1	1	2	1	3	4	1	3	3		4.00	
7	3F<<	<<	1.98	x -0.77	-5	-5	-3	-5	-5	-4	-5	-3	-3		1.21	
8	3F+3T		10.45	x 0.98	1	2	2	0	2	2	2	2	3		11.43	
9	2A+2T		5.06	x 0.33	0	1	1	0	1	2	1	1	2		5.39	
10	StSq4		3.90	0.84	1	2	2	2	2	4	2	2	3		4.74	
11	CCoSp4		3.50	0.45	1	1	1	1	1	3	1	2	2		3.95	
12	LSp3		2.40	0.51	1	3	2	2	2	3	2	1	3		2.91	
			56.09												64.31	
Program Components			Factor													
Composition			2.67	7.75	8.25	8.50	8.00	8.00	9.00	8.75	8.00	8.25			8.25	
Presentation			2.67	8.50	8.25	8.25	8.25	8.50	9.00	7.75	7.75	8.25			8.25	
Skating Skills			2.67	8.00	8.00	8.00	8.50	8.25	9.25	8.25	7.75	8.00			8.14	
Judges Total Program Component Score (factored)																65.79
Deductions:															0.00	
Rank	Name	Nation	Starting Number	Total Segment Score	Total Element Score	Total Program Component Score (factored)						Total Deductions				
2	Kimmy REPOND	SUI	22	128.68	68.90	59.78						0.00				
#	Executed Elements	Info	Base Value	GOE	J1	J2	J3	J4	J5	J6	J7	J8	J9	Ref.	Scores of Panel	
1	3Lz!+3T	!	10.10	-0.51	-1	0	-1	-1	-2	-1	-1	-1	0		9.59	
2	3F		5.30	0.68	0	2	2	0	2	1	1	1	2		5.98	
3	3Lo		4.90	0.77	1	2	2	1	2	1	2	1	2		5.67	
4	2A		3.30	0.57	1	2	2	1	2	1	2	2	2		3.87	
5	FCCoSp4		3.50	0.60	1	1	2	2	2	2	1	2	2		4.10	
6	ChSq1		3.00	0.93	1	0	2	1	2	3	2	2	3		3.93	
7	3F+2T+2Lo		9.13	x 0.15	0	0	0	1	0	0	1	0	1		9.28	
8	2A+3T		8.25	x 0.42	0	1	2	1	1	0	2	0	2		8.67	
9	3S		4.73	x 0.43	0	0	2	1	0	1	2	1	2		5.16	
10	LSp4		2.70	0.66	2	2	3	3	2	2	3	2	3		3.36	
11	StSq4		3.90	0.89	2	2	2	2	1	3	3	2	3		4.79	
12	CCoSp4		3.50	1.00	2	3	3	3	2	3	4	2	4		4.50	
			62.31												68.90	
Program Components			Factor													
Composition			2.67	7.25	7.25	7.75	7.50	6.75	7.50	8.00	7.50	7.50	7.50	7.50	7.46	
Presentation			2.67	7.25	7.00	7.75	7.50	7.50	7.25	8.25	7.75	7.75	7.75	7.54		
Skating Skills			2.67	7.50	7.00	7.50	7.25	6.75	7.25	7.50	7.75	7.75	7.75	7.39		
Judges Total Program Component Score (factored)																59.78
Deductions:															0.00	

JUDGES DETAILS PER SKATER
WOMEN FREE SKATING

Rank	Name	Nation	Starting Number	Total Segment Score	Total Element Score	Total Program Component Score (factored)						Total Deductions				
3	Loena HENDRICKX	BEL	23	125.63	60.69	66.94						-2.00				
#	Executed Elements	Info	Base Value	GOE	J1	J2	J3	J4	J5	J6	J7	J8	J9	Ref.	Scores of Panel	
1	3Lz+3T		10.10	1.52	2	3	1	2	3	3	3	2	3		11.62	
2	2A		3.30	0.90	3	3	2	4	3	3	3	2	2		4.20	
3	3F		5.30	0.83	1	2	1	2	2	3	2	1	1		6.13	
4	2A		3.30	0.85	2	3	3	3	3	3	2	2	2		4.15	
5	CCoSp4		3.50	1.25	3	3	3	4	4	4	4	3	4		4.75	
6	ChSq1		3.00	1.64	4	3	4	3	3	4	3	3	3		4.64	
7	3Lz<	F	5.19	x -2.36	-5	-5	-5	-5	-5	-5	-5	-5	-5		2.83	
8	3F<<+REP	F	1.39	x -0.90	-5	-5	-5	-5	-5	-5	-5	-5	-5		0.49	
9	3S+2T+2Lo		8.03	x 0.49	0	1	0	2	2	2	1	0	2		8.52	
10	FCCoSp4		3.50	1.05	3	3	3	4	4	3	1	2	3		4.55	
11	StSq4		3.90	1.17	3	3	2	4	3	4	3	2	3		5.07	
12	LSp4		2.70	1.04	3	4	3	5	4	4	4	4	4		3.74	
			53.21												60.69	
Program Components			Factor													
Composition			2.67	8.50	8.50	8.50	8.75	8.50	8.75	8.50	8.75	8.50	8.25	8.00		8.50
Presentation			2.67	8.25	8.00	8.25	8.50	8.50	8.00	8.75	7.50	8.00	8.00	8.25		8.18
Skating Skills			2.67	8.50	8.25	8.50	8.75	8.50	8.50	8.50	8.25	8.25	8.00		8.39	
Judges Total Program Component Score (factored)														66.94		
Deductions:			Falls	-2.00 (2)											-2.00	
Rank	Name	Nation	Starting Number	Total Segment Score	Total Element Score	Total Program Component Score (factored)						Total Deductions				
4	Ekaterina KURAKOVA	POL	20	125.09	63.09	62.00						0.00				
#	Executed Elements	Info	Base Value	GOE	J1	J2	J3	J4	J5	J6	J7	J8	J9	Ref.	Scores of Panel	
1	3Lz+1Eu+3F		11.70	1.01	1	2	1	2	2	2	2	1	2		12.71	
2	3Lz<	<	4.72	-2.36	-5	-5	-5	-5	-5	-5	-5	-5	-5		2.36	
3	3F		5.30	0.91	0	2	2	2	2	1	2	1	2		6.21	
4	2A		3.30	0.52	0	2	1	1	2	2	2	1	2		3.82	
5	FCCoSp4		3.50	0.60	1	2	1	2	2	3	2	1	2		4.10	
6	3Lo+2T		6.82	x 0.42	1	0	0	1	2	1	1	1	1		7.24	
7	3S+2T		6.16	x 0.31	0	0	0	1	1	1	1	1	1		6.47	
8	2A		3.63	x 0.19	0	1	1	0	1	0	1	0	2		3.82	
9	ChSq1		3.00	1.07	2	1	3	3	2	4	1	1	3		4.07	
10	CCoSp4		3.50	0.70	2	2	2	2	2	3	2	2	2		4.20	
11	StSq4		3.90	0.95	3	2	2	3	2	3	2	1	3		4.85	
12	LSp4		2.70	0.54	1	2	2	3	3	3	1	0	2		3.24	
			58.23												63.09	
Program Components			Factor													
Composition			2.67	8.00	7.75	8.00	8.50	7.50	7.75	6.75	7.75	7.75	7.75		7.79	
Presentation			2.67	8.25	7.75	8.00	8.25	7.75	8.00	7.50	7.50	7.50	8.00		7.89	
Skating Skills			2.67	7.50	7.50	7.75	8.00	7.50	7.50	7.50	7.50	7.25	7.50		7.54	
Judges Total Program Component Score (factored)														62.00		
Deductions:														0.00		

JUDGES DETAILS PER SKATER
WOMEN FREE SKATING

Rank	Name	Nation	Starting Number	Total Segment Score	Total Element Score	Total Program Component Score (factored)						Total Deductions			
5	Nina PINZARRONE	BEL	19	124.57	66.61	57.96						0.00			
#	Executed Elements	Info	Base Value	GOE	J1	J2	J3	J4	J5	J6	J7	J8	J9	Ref.	Scores of Panel
1	3Lz+3T		10.10	0.76	1	1	1	1	2	0	2	1	2		10.86
2	3Lz		5.90	0.84	1	2	-1	1	2	1	3	1	2		6.74
3	3F		5.30	-1.29	-2	-1	-2	-2	-3	-3	-2	-3	-3		4.01
4	3Lo		4.90	0.91	1	1	2	2	2	2	3	2	2		5.81
5	FCCoSp4		3.50	0.55	1	0	2	2	2	0	3	2	2		4.05
6	3Lo+2A+2T+SEQ		10.45	0.63	0	0	1	2	2	2	1	2	1		11.08
7	3Sq+2T	q	6.16	x -0.74	-1	-2	-2	-2	-2	-2	-1	-2	-1		5.42
8	2A	x	3.63	0.33	0	1	1	1	1	1	2	0	2		3.96
9	CCoSp3		3.00	-0.04	-1	1	-2	0	1	1	-1	-1	0		2.96
10	ChSq1		3.00	1.07	2	1	1	2	2	3	2	3	3		4.07
11	StSq3		3.30	0.61	2	1	2	2	2	3	2	1	2		3.91
12	LSp4		2.70	1.04	4	4	4	5	4	4	4	3	3		3.74
			61.94												66.61
Program Components			Factor												
Composition			2.67	6.25	7.00	7.25	7.50	7.25	7.00	8.25	7.25	7.25	7.25		7.21
Presentation			2.67	7.50	7.25	7.50	7.25	7.25	7.25	7.75	7.25	7.25	7.50		7.36
Skating Skills			2.67	6.75	6.75	7.50	7.75	7.50	6.75	7.25	7.00	7.25			7.14
Judges Total Program Component Score (factored)												57.96			
Deductions:											0.00				
Rank	Name	Nation	Starting Number	Total Segment Score	Total Element Score	Total Program Component Score (factored)						Total Deductions			
6	Niina PETROKINA	EST	18	122.69	61.19	61.50						0.00			
#	Executed Elements	Info	Base Value	GOE	J1	J2	J3	J4	J5	J6	J7	J8	J9	Ref.	Scores of Panel
1	2A+3T		7.50	1.14	3	3	2	3	2	3	3	3	2		8.64
2	3Lz+1Eu+3S		10.70	-0.17	-1	-1	-2	0	0	2	-1	0	1		10.53
3	3F		5.30	0.61	0	2	1	1	1	1	2	1	1		5.91
4	1Lo		0.50	0.00	-1	0	0	0	0	0	0	0	0		0.50
5	FCCoSp4		3.50	0.60	1	2	1	2	2	2	1	2	2		4.10
6	3Lz	x	6.49	0.08	0	0	0	0	0	2	-1	0	1		6.57
7	2F+2T	x	3.41	0.08	0	1	0	1	0	0	1	0	1		3.49
8	CCoSp4		3.50	0.70	1	3	2	2	2	2	2	2	2		4.20
9	StSq4		3.90	1.06	3	4	2	3	2	3	3	2	3		4.96
10	2A	x	3.63	0.66	2	2	1	2	2	3	2	2	2		4.29
11	LSp4		2.70	0.73	2	3	3	3	3	3	4	2	2		3.43
12	ChSq1		3.00	1.57	3	4	3	3	3	4	3	3	3		4.57
			54.13												61.19
Program Components			Factor												
Composition			2.67	7.25	8.25	8.00	8.00	7.25	8.00	7.50	7.00	8.00			7.71
Presentation			2.67	7.50	8.00	7.50	8.00	7.75	7.75	7.75	7.75	7.00	7.75		7.71
Skating Skills			2.67	7.50	7.75	7.75	7.75	7.50	7.50	7.50	7.25	7.75			7.61
Judges Total Program Component Score (factored)												61.50			
Deductions:											0.00				

JUDGES DETAILS PER SKATER
WOMEN FREE SKATING

Rank	Name	Nation	Starting Number	Total Segment Score	Total Element Score	Total Program Component Score (factored)						Total Deductions			
7	Janna JYRKINEN	FIN	17	116.19	61.70	55.49						-1.00			
#	Executed Elements	Info	Base Value	GOE	J1	J2	J3	J4	J5	J6	J7	J8	J9	Ref.	Scores of Panel
1	2A		3.30	0.52	1	1	2	1	2	2	2	1	2		3.82
2	3Lzq+3T	q	10.10	-0.67	-2	-1	-1	-1	-1	-2	-1	-1	-1		9.43
3	3F+2T+2Lo		8.30	0.23	0	0	1	0	2	0	2	0	0		8.53
4	FCSp4		3.20	0.55	1	0	2	3	2	2	2	1	2		3.75
5	3Lzq	F	5.90	-2.95	-5	-5	-5	-5	-5	-5	-5	-5	-5		2.95
6	ChSq1		3.00	0.71	0	0	1	3	1	2	2	2	2		3.71
7	3F+2Aq+SEQ	q	9.46	x -1.36	-3	-3	-3	-2	-2	-3	-2	-1	-3		8.10
8	3Lo		5.39	x 0.28	0	1	0	1	1	0	1	0	2		5.67
9	3S		4.73	x 0.49	0	1	1	1	1	2	1	1	2		5.22
10	CCoSp4		3.50	0.65	1	2	0	2	2	3	3	1	2		4.15
11	StSq2		2.60	0.41	0	1	1	3	2	2	1	2	2		3.01
12	LSp4		2.70	0.66	2	2	3	4	2	2	4	2	2		3.36
			62.18												61.70
Program Components				Factor											
Composition				2.67	6.00	6.75	6.75	7.50	6.75	7.50	7.25	7.00	7.50	7.07	
Presentation				2.67	6.25	6.25	6.25	7.50	6.75	7.00	7.50	6.75	7.25	6.82	
Skating Skills				2.67	6.50	6.50	6.50	7.25	7.50	7.00	7.50	6.50	7.00	6.89	
Judges Total Program Component Score (factored)														55.49	
Deductions:				Falls	-1.00 (1)									-1.00	

Rank	Name	Nation	Starting Number	Total Segment Score	Total Element Score	Total Program Component Score (factored)						Total Deductions			
8	Lara Naki GUTMANN	ITA	12	113.90	57.27	56.63						0.00			
#	Executed Elements	Info	Base Value	GOE	J1	J2	J3	J4	J5	J6	J7	J8	J9	Ref.	Scores of Panel
1	3Lz!+1Eu+3S	!	10.70	-0.25	-1	0	-1	0	0	1	-2	0	-1		10.45
2	3T+2A+SEQ		7.50	-1.20	-2	-3	-3	-3	-3	-3	-2	-3	-3		6.30
3	3F		5.30	-0.38	-1	-1	-1	0	0	0	-1	-1	-2		4.92
4	CSp4		2.60	0.33	1	0	0	2	2	2	1	1	2		2.93
5	ChSq1		3.00	1.21	2	1	3	2	2	4	2	3	3		4.21
6	3Lo		4.90	-0.42	0	-1	-1	-1	-2	-1	-1	-1	0		4.48
7	3Lz!q	!	6.49	x -1.77	-3	-3	-3	-3	-3	-2	-3	-3	-3		4.72
8	2Aq	q	3.63	x -1.60	-5	-5	-5	-4	-5	-5	-3	-5	-5		2.03
9	3S+2T		6.16	x 0.12	0	0	0	1	1	1	0	0	0		6.28
10	StSq2		2.60	0.45	1	1	2	2	2	3	2	1	2		3.05
11	FCCoSp4		3.50	0.40	1	0	2	2	2	2	-1	1	0		3.90
12	CCoSp4		3.50	0.50	2	0	0	2	1	2	2	1	2		4.00
			59.88												57.27
Program Components				Factor											
Composition				2.67	7.25	6.25	7.00	7.25	7.25	7.50	7.75	6.75	7.50	7.21	
Presentation				2.67	7.00	6.50	6.75	7.50	7.00	7.25	7.50	6.50	7.50	7.07	
Skating Skills				2.67	6.50	6.50	7.25	7.25	7.00	7.00	7.25	6.50	7.00	6.93	
Judges Total Program Component Score (factored)														56.63	
Deductions:														0.00	

JUDGES DETAILS PER SKATER
WOMEN FREE SKATING

Rank	Name	Nation	Starting Number	Total Segment Score	Total Element Score	Total Program Component Score (factored)						Total Deductions			
9	Nicole SCHOTT	GER	9	109.49	53.05	56.44						0.00			
#	Executed Elements	Info	Base Value	GOE	J1	J2	J3	J4	J5	J6	J7	J8	J9	Ref.	Scores of Panel
1	3F+2T+2Lo		8.30	0.76	2	1	1	2	1	2	2	1	1		9.06
2	2F		1.80	-0.44	-2	-2	-2	-2	-3	-3	-1	-3	-3		1.36
3	3Loq	q	4.90	-2.24	0	-5	-4	-4	-5	-5	-4	-5	-5		2.66
4	2Lo+2A+SEQ		5.00	0.19	0	1	0	1	1	0	2	0	1		5.19
5	CCoSp4		3.50	0.80	2	3	3	2	2	3	2	2	1		4.30
6	ChSq1		3.00	0.43	0	-1	0	1	1	2	1	2	1		3.43
7	3T+2T		6.05	x 0.66	1	1	2	3	1	2	2	1	2		6.71
8	3S		4.73	x 0.61	0	2	1	2	1	2	1	1	2		5.34
9	2A		3.63	x 0.47	0	1	1	2	2	2	2	1	1		4.10
10	StSq4		3.90	0.84	1	3	2	2	2	3	2	2	2		4.74
11	LSp4		2.70	0.62	2	3	3	2	2	3	2	1	2		3.32
12	FCSp3		2.80	0.04	0	0	0	0	1	0	1	0	0		2.84
			50.31												53.05
Program Components				Factor											
Composition				2.67	6.50	7.25	7.25	7.25	7.00	6.50	7.75	6.75	7.00		7.00
Presentation				2.67	7.00	7.50	7.50	7.50	7.00	6.75	7.50	6.50	6.75		7.14
Skating Skills				2.67	7.00	7.00	7.00	7.50	7.25	6.50	7.50	6.50	6.75		7.00
Judges Total Program Component Score (factored)													56.44		
Deductions:													0.00		
Rank	Name	Nation	Starting Number	Total Segment Score	Total Element Score	Total Program Component Score (factored)						Total Deductions			
10	Marilena KITROMILIS	CYP	7	105.20	54.43	51.77						-1.00			
#	Executed Elements	Info	Base Value	GOE	J1	J2	J3	J4	J5	J6	J7	J8	J9	Ref.	Scores of Panel
1	2A		3.30	0.75	3	2	2	2	3	2	3	2	2		4.05
2	3Lz+3T		10.10	0.59	1	1	1	1	1	2	1	1	1		10.69
3	3Loq	F	4.90	-2.45	-5	-5	-5	-5	-5	-5	-5	-5	-5		2.45
4	ChSq1		3.00	0.29	-1	0	0	1	0	2	2	1	0		3.29
5	3F!	!	5.30	-0.61	-2	0	-1	-1	-2	-1	0	-1	-2		4.69
6	FCCoSp3		3.00	0.13	0	0	1	0	1	1	1	0	-2		3.13
7	3Fq+2A+2T+SEQ	q	10.89	x -0.68	-2	-1	-1	-2	-2	-1	0	-1	-1		10.21
8	2Lz		2.31	x -0.60	-3	-2	-3	-3	-3	-3	-1	-4	-3		1.71
9	3S+2T		6.16	x -0.06	-1	0	0	0	0	0	0	0	-1		6.10
10	FSSp3		2.60	0.19	0	1	1	1	0	1	1	1	0		2.79
11	StSq2		2.60	0.33	0	0	1	2	2	3	2	1	1		2.93
12	CCoSp2		2.50	-0.11	-2	-1	0	-1	0	1	0	0	-1		2.39
			56.66												54.43
Program Components				Factor											
Composition				2.67	5.75	5.75	6.00	7.00	6.75	6.75	5.50	6.25	6.75		6.29
Presentation				2.67	5.50	6.00	6.50	6.75	6.75	7.00	6.75	6.00	6.50		6.46
Skating Skills				2.67	6.00	6.25	6.25	7.00	7.25	6.75	7.50	6.25	6.75		6.64
Judges Total Program Component Score (factored)													51.77		
Deductions:				Falls	-1.00 (1)								-1.00		

JUDGES DETAILS PER SKATER
WOMEN FREE SKATING

Rank	Name	Nation	Starting Number	Total Segment Score	Total Element Score	Total Program Component Score (factored)						Total Deductions			
11	Sofja STEPCHENKO	LAT	11	104.02	54.51	49.51						0.00			
#	Executed Elements	Info	Base Value	GOE	J1	J2	J3	J4	J5	J6	J7	J8	J9	Ref.	Scores of Panel
1	3F!+2A+SEQ	!	8.60	-0.15	0	1	0	-1	0	0	-1	0	-1		8.45
2	2Lz+2T		3.40	-0.12	-2	0	-1	-1	-1	0	0	0	-1		3.28
3	3Loq	q	4.90	-0.98	-2	-2	-2	-2	-2	-2	-4	-2	-2		3.92
4	CCoSp4		3.50	0.40	1	2	1	1	2	1	1	1	1		3.90
5	ChSq1		3.00	0.21	0	0	1	1	0	1	-1	1	0		3.21
6	3S		4.30	0.61	1	1	1	1	1	3	2	2	2		4.91
7	3Lz+2T+2Lo	x	9.79	-1.77	-4	-3	-2	-3	-2	-3	-3	-4	-3		8.02
8	SSp4		2.50	0.29	1	1	2	1	1	2	1	1	0		2.79
9	3F!	!	5.83	-0.91	-3	-1	-2	-3	-1	-1	-2	-1	-2		4.92
10	StSq2		2.60	0.15	1	1	1	1	0	1	0	0	0		2.75
11	3T	x	4.62	0.48	1	1	1	1	2	2	1	1	1		5.10
12	FCCoSp3		3.00	0.26	2	1	2	1	0	2	0	0	-1		3.26
			56.04												54.51
Program Components				Factor											
Composition				2.67	6.25	6.00	6.50	6.50	5.75	6.50	4.75	6.25	6.50		6.25
Presentation				2.67	5.50	5.50	6.25	6.75	6.00	5.75	5.25	6.00	6.00		5.86
Skating Skills				2.67	6.75	5.75	6.75	6.75	6.50	6.25	6.50	6.00	6.25		6.43
Judges Total Program Component Score (factored)														49.51	
Deductions:													0.00		
Rank	Name	Nation	Starting Number	Total Segment Score	Total Element Score	Total Program Component Score (factored)						Total Deductions			
12	Julia SAUTER	ROU	14	103.84	51.89	52.95						-1.00			
#	Executed Elements	Info	Base Value	GOE	J1	J2	J3	J4	J5	J6	J7	J8	J9	Ref.	Scores of Panel
1	3Lz		5.90	0.25	-1	1	0	1	0	0	2	0	1		6.15
2	3S+2A+SEQ	F	7.60	-1.97	-4	-5	-4	-5	-5	-4	-5	-5	-4		5.63
3	3T+2T+2Lo		7.20	0.60	0	1	2	2	1	2	2	1	1		7.80
4	1Lo		0.50	-0.02	-1	0	-1	0	0	0	-1	-1	0		0.48
5	FSSp4		3.00	0.47	1	2	2	2	1	2	1	2	1		3.47
6	StSq4		3.90	0.72	1	1	2	3	2	1	3	2	2		4.62
7	3S	x	4.73	-0.55	-1	-2	-1	-1	-2	-1	-1	-2	-1		4.18
8	3T	x	4.62	0.54	1	1	2	1	1	1	2	1	2		5.16
9	2A	x	3.63	0.09	0	-1	0	0	0	1	1	0	1		3.72
10	CCoSp4		3.50	-0.35	0	-1	-2	-1	0	-1	-1	-1	-2		3.15
11	FCCoSp4		3.50	0.10	0	0	0	2	1	0	0	0	1		3.60
12	ChSq1		3.00	0.93	2	1	2	2	2	1	2	2	2		3.93
			51.08												51.89
Program Components				Factor											
Composition				2.67	6.00	6.25	6.50	7.25	6.25	6.50	6.50	7.00	6.50		6.50
Presentation				2.67	6.00	6.00	6.50	7.00	6.75	6.25	7.00	6.75	6.50		6.54
Skating Skills				2.67	6.25	6.50	6.75	7.50	6.75	6.50	7.25	7.00	6.75		6.79
Judges Total Program Component Score (factored)														52.95	
Deductions: Falls													-1.00 (1)		

JUDGES DETAILS PER SKATER
WOMEN FREE SKATING

Rank	Name	Nation	Starting Number	Total Segment Score	Total Element Score	Total Program Component Score (factored)						Total Deductions			
13	Eva-Lotta KIIBUS	EST	10	101.69	48.18	53.51						0.00			
#	Executed Elements	Info	Base Value	GOE	J1	J2	J3	J4	J5	J6	J7	J8	J9	Ref.	Scores of Panel
1	3F+1Eu+3S		10.10	1.06	1	2	2	2	2	3	2	2	2		11.16
2	3Lz		5.90	0.76	0	1	0	1	1	2	2	2	2		6.66
3	2F		1.80	-0.64	-4	-4	-3	-3	-4	-3	-2	-4	-4		1.16
4	2A		3.30	0.47	1	1	1	2	2	2	2	1	1		3.77
5	FCCoSp3		3.00	0.51	0	2	2	3	2	2	1	1	2		3.51
6	ChSq1		3.00	0.71	0	1	1	1	2	3	1	2	2		3.71
7	2T+2A+SEQ		5.06	x -1.27	-5	-4	-5	-3	-4	-3	-4	-4	-3		3.79
8	2Lz+2T		3.74	x -0.33	-2	-1	-2	-2	-1	-1	-2	-1	-2		3.41
9	2Lo		1.87	x -0.29	-2	-2	-1	-2	-2	-2	-1	-2	-1		1.58
10	FCSp3		2.80	0.24	0	0	0	1	1	2	2	1	1		3.04
11	StSq3		3.30	0.52	1	2	1	1	2	3	1	2	2		3.82
12	CCoSp2		2.50	0.07	1	2	-1	0	1	2	-2	-1	0		2.57
			46.37												48.18
Program Components			Factor												
Composition			2.67	6.25	6.75	6.75	6.75	7.00	7.25	5.00	6.50	6.75	6.75	6.68	
Presentation			2.67	6.75	6.25	6.50	7.00	6.75	7.00	5.00	6.25	6.75	6.61		
Skating Skills			2.67	6.50	6.50	6.75	7.25	6.75	7.50	6.50	6.25	7.00	6.75		
Judges Total Program Component Score (factored)														53.51	
Deductions:															0.00
Costume/Prop violation			(1 of 10)												

Rank	Name	Nation	Starting Number	Total Segment Score	Total Element Score	Total Program Component Score (factored)						Total Deductions			
14	Alexandra FEIGIN	BUL	8	100.92	52.94	47.98						0.00			
#	Executed Elements	Info	Base Value	GOE	J1	J2	J3	J4	J5	J6	J7	J8	J9	Ref.	Scores of Panel
1	3T+2A+SEQ		7.50	0.42	0	0	1	2	0	2	2	1	1		7.92
2	3F<+2T	<	5.54	-0.91	-3	-3	-1	-2	-2	-2	-2	-2	-2		4.63
3	3Lo		4.90	0.35	0	0	1	1	0	1	1	1	1		5.25
4	3T		4.20	0.30	0	1	1	1	0	1	1	0	2		4.50
5	ChSq1		3.00	-0.29	-3	-2	0	0	-1	1	-1	0	0		2.71
6	2A<+1Eu+3S	<	7.44	-0.80	-3	-2	-1	-2	-2	-1	-2	-2	-2		6.64
7	CCoSp4		3.50	0.30	0	1	1	2	1	0	1	1	1		3.80
8	3S		4.73	x 0.37	0	1	0	1	1	1	1	1	1		5.10
9	2Lz		2.31	x 0.12	0	1	0	0	1	1	1	0	1		2.43
10	FCCoSp4		3.50	0.75	2	2	3	2	1	3	2	2	2		4.25
11	StSq2		2.60	0.11	-1	0	1	1	-1	1	1	0	1		2.71
12	SSp4		2.50	0.50	0	2	3	2	2	2	2	2	2		3.00
			51.72												52.94
Program Components			Factor												
Composition			2.67	5.25	5.50	6.75	6.50	4.75	6.50	5.00	6.25	6.25	5.89		
Presentation			2.67	4.50	5.75	6.50	6.75	5.00	5.75	5.25	6.00	6.25	5.79		
Skating Skills			2.67	5.00	6.00	6.50	7.25	5.75	6.50	6.50	6.00	6.75	6.29		
Judges Total Program Component Score (factored)														47.98	
Deductions:															0.00

JUDGES DETAILS PER SKATER
WOMEN FREE SKATING

Rank	Name	Nation	Starting Number	Total Segment Score	Total Element Score	Total Program Component Score (factored)						Total Deductions			
15	Lindsay van ZUNDERT	NED	15	99.97	49.13	52.84						-2.00			
#	Executed Elements	Info	Base Value	GOE	J1	J2	J3	J4	J5	J6	J7	J8	J9	Ref.	Scores of Panel
1	3Lz<	F	4.72	-2.36	-5	-5	-5	-5	-5	-5	-5	-5	-5		2.36
2	3F<	<	4.24	-1.03	-3	-3	-3	-2	-2	-2	-2	-2	-3		3.21
3	3Lo		4.90	0.28	0	0	0	1	0	2	1	1	1		5.18
4	2A		3.30	0.33	1	1	0	1	2	1	2	0	1		3.63
5	FCCoSp4		3.50	0.60	1	2	1	2	2	3	1	2	2		4.10
6	3Lz+2T	x	7.92	0.25	0	0	0	0	1	1	1	0	1		8.17
7	ChSq1		3.00	0.36	0	0	0	0	-1	2	2	1	2		3.36
8	3Lo+REP	F	3.77	x -2.45	-5	-5	-5	-5	-5	-5	-5	-5	-5		1.32
9	3S+2T+2Loq	q	8.03	x -0.92	-2	-3	-2	-2	-2	-2	-3	-2	-2		7.11
10	StSq2		2.60	0.30	1	0	0	2	1	3	1	1	2		2.90
11	CCoSp4		3.50	0.90	2	3	2	3	2	3	3	1	3		4.40
12	LSp4		2.70	0.69	3	2	3	3	2	3	3	1	2		3.39
			52.18												49.13
Program Components				Factor											
Composition				2.67	6.25	6.75	6.25	7.00	6.25	5.75	7.25	6.50	6.75		6.54
Presentation				2.67	6.50	6.00	6.00	7.00	6.50	6.50	7.25	6.50	7.00		6.57
Skating Skills				2.67	6.75	6.50	6.50	7.25	6.50	7.00	7.00	6.25	6.50		6.68
Judges Total Program Component Score (factored)														52.84	
Deductions:		Falls		-2.00	(2)								-2.00		

Rank	Name	Nation	Starting Number	Total Segment Score	Total Element Score	Total Program Component Score (factored)						Total Deductions			
16	Josefin TALJEGARD	SWE	13	99.45	45.57	55.88						-2.00			
#	Executed Elements	Info	Base Value	GOE	J1	J2	J3	J4	J5	J6	J7	J8	J9	Ref.	Scores of Panel
1	3Lz<+2T	<	6.02	-1.08	-3	-3	-2	-2	-2	-2	-2	-2	-3		4.94
2	3F<	<	4.24	-1.03	-3	-2	-3	-2	-2	-3	-4	-2	-2		3.21
3	3T+2T		5.50	0.12	0	0	0	1	0	1	0	0	1		5.62
4	3S		4.30	-0.06	-1	0	-1	0	0	0	0	0	0		4.24
5	FCSp4		3.20	0.50	1	1	2	2	2	2	2	1	1		3.70
6	ChSq1		3.00	1.14	3	2	2	3	3	3	1	2	1		4.14
7	3T<	F	3.70	x -1.68	-5	-5	-5	-5	-5	-5	-5	-5	-5		2.02
8	2A		3.63	x 0.09	0	0	1	0	-1	1	0	0	1		3.72
9	2Aq	F	3.63	x -1.65	-5	-5	-5	-5	-5	-5	-5	-5	-5		1.98
10	CSSp4		3.00	0.09	0	0	-1	1	2	0	-1	1	1		3.09
11	StSq4		3.90	1.11	3	0	3	4	2	4	3	3	2		5.01
12	CCoSp4		3.50	0.40	1	1	-2	3	1	3	0	1	1		3.90
			47.62												45.57
Program Components				Factor											
Composition				2.67	7.00	7.25	7.25	7.50	7.00	7.50	7.00	7.00	6.75		7.14
Presentation				2.67	7.50	6.50	6.50	7.50	7.25	7.50	7.50	7.00	7.00		7.18
Skating Skills				2.67	6.50	6.50	6.75	7.25	6.25	7.25	6.25	6.50	6.50		6.61
Judges Total Program Component Score (factored)														55.88	
Deductions:		Falls		-2.00	(2)								-2.00		

JUDGES DETAILS PER SKATER
WOMEN FREE SKATING

Rank	Name	Nation	Starting Number	Total Segment Score	Total Element Score	Total Program Component Score (factored)						Total Deductions				
17	Anastasia GOZHVA	UKR	3	96.91	52.90	45.01						-1.00				
#	Executed Elements	Info	Base Value	GOE	J1	J2	J3	J4	J5	J6	J7	J8	J9	Ref.	Scores of Panel	
1	3Lz!	F	5.90	-2.95	-5	-5	-5	-5	-5	-5	-5	-5	-5		2.95	
2	2A+1Eu+2S		5.10	0.14	-1	0	1	1	0	1	2	1	-1		5.24	
3	3F+2A+SEQ		8.60	0.68	0	2	1	1	1	1	3	2	1		9.28	
4	3Lo+2T		6.20	0.35	0	1	1	1	1	0	2	1	0		6.55	
5	ChSq1		3.00	0.14	-2	1	-1	0	0	1	1	1	0		3.14	
6	3Lo		5.39	0.28	-1	2	1	1	0	0	1	1	0		5.67	
7	3Tq	q	4.62	x -1.20	-4	-3	-2	-2	-3	-3	-2	-3	-4		3.42	
8	3S		4.73	x -1.35	-4	-3	-3	-3	-3	-3	-3	-3	-4		3.38	
9	FCSp4		3.20	0.69	1	2	2	2	2	2	3	3	2		3.89	
10	LSp4		2.70	0.42	2	2	2	2	2	1	1	1	1		3.12	
11	StSq2		2.60	0.19	0	1	1	1	0	2	2	0	0		2.79	
12	CCoSp3		3.00	0.47	1	3	2	1	1	2	1	3	1		3.47	
			55.04												52.90	
Program Components				Factor												
Composition				2.67	5.00	6.00	5.25	6.25	4.50	5.25	4.25	5.75	5.75			5.36
Presentation				2.67	4.25	5.75	5.50	6.00	5.25	5.25	4.50	5.75	5.50			5.36
Skating Skills				2.67	5.50	6.25	5.50	6.50	6.50	6.00	6.50	6.25	6.00			6.14
Judges Total Program Component Score (factored)														45.01		
Deductions:		Falls		-1.00	(1)									-1.00		

Rank	Name	Nation	Starting Number	Total Segment Score	Total Element Score	Total Program Component Score (factored)						Total Deductions				
18	Olga MIKUTINA	AUT	21	96.30	45.57	54.73						-4.00				
#	Executed Elements	Info	Base Value	GOE	J1	J2	J3	J4	J5	J6	J7	J8	J9	Ref.	Scores of Panel	
1	3Lz+1Eu+3S		10.70	1.10	2	3	2	2	2	2	2	1	1		11.80	
2	2Lo		1.70	0.10	0	2	1	1	0	0	1	0	1		1.80	
3	3F<	F	4.24	-2.12	-5	-5	-5	-5	-5	-5	-5	-5	-5		2.12	
4	FCSp3		2.80	0.72	3	3	3	2	3	2	2	1	3		3.52	
5	2Aq	F	3.30	-1.65	-5	-5	-5	-5	-5	-5	-5	-5	-5		1.65	
6	FCCoSp4		3.50	0.35	0	0	1	3	2	1	1	1	1		3.85	
7	3Lz<	<	5.19	x -1.21	-3	-3	-2	-3	-2	-3	-3	-2	-1		3.98	
8	StSq3		3.30	0.71	2	2	2	3	2	2	2	2	3		4.01	
9	3S<	F	3.78	x -1.72	-5	-5	-5	-5	-5	-5	-5	-5	-5		2.06	
10	3T<	<	3.70	x -1.34	-5	-5	-5	-3	-4	-3	-3	-5	-3		2.36	
11	ChSq1		3.00	1.07	1	2	3	3	2	2	1	2	3		4.07	
12	CCoSp4		3.50	0.85	2	3	2	4	3	3	2	2	2		4.35	
			48.71												45.57	
Program Components				Factor												
Composition				2.67	6.25	6.75	7.25	7.75	7.00	6.50	7.25	6.75	7.50			7.00
Presentation				2.67	6.50	6.50	6.50	7.00	6.50	6.00	6.25	6.50	7.25			6.54
Skating Skills				2.67	6.50	6.75	7.00	7.50	7.25	5.75	7.50	6.50	7.25			6.96
Judges Total Program Component Score (factored)														54.73		
Deductions:		Falls		-4.00	(3)									-4.00		

JUDGES DETAILS PER SKATER
WOMEN FREE SKATING

Rank	Name	Nation	Starting Number	Total Segment Score	Total Element Score	Total Program Component Score (factored)						Total Deductions				
19	Natasha McKAY	GBR	5	96.06	46.50	51.56						-2.00				
#	Executed Elements	Info	Base Value	GOE	J1	J2	J3	J4	J5	J6	J7	J8	J9	Ref.	Scores of Panel	
1	3Lz<	F	4.72	-2.36	-5	-5	-5	-5	-5	-5	-5	-5	-5		2.36	
2	3Lo+2T		6.20	0.77	2	1	2	2	1	2	2	1	0		6.97	
3	3Lo		4.90	0.77	2	1	2	2	0	2	3	1	1		5.67	
4	2A	F	3.30	-1.65	-5	-5	-5	-5	-5	-5	-5	-5	-5		1.65	
5	CSp4		2.60	0.48	1	3	2	3	2	2	2	1	1		3.08	
6	ChSq1		3.00	0.64	2	1	1	2	1	3	1	1	1		3.64	
7	3Sq+2T	q	6.16	x -0.86	-2	-2	-1	-2	-2	-2	-2	-2	-2		5.30	
8	2S		1.43	x 0.06	0	1	1	0	0	1	1	0	0		1.49	
9	2A+1Eu+2S		5.61	x 0.05	0	0	0	1	0	0	1	0	-1		5.66	
10	FSSp4		3.00	0.21	1	0	1	1	1	1	0	1	0		3.21	
11	StSq3		3.30	0.52	2	1	1	2	2	3	2	1	1		3.82	
12	CCoSp4		3.50	0.15	0	0	1	1	0	2	1	0	-2		3.65	
			47.72												46.50	
Program Components				Factor												
Composition				2.67	6.25	6.75	6.50	6.75	6.25	6.50	6.75	6.25	5.75			6.46
Presentation				2.67	7.00	6.25	6.00	6.50	6.75	6.75	7.00	6.00	6.00			6.46
Skating Skills				2.67	6.00	6.50	6.75	6.75	6.00	6.25	7.00	6.25	6.25			6.39
Judges Total Program Component Score (factored)															51.56	
Deductions:				Falls	-2.00 (2)										-2.00	
Rank	Name	Nation	Starting Number	Total Segment Score	Total Element Score	Total Program Component Score (factored)						Total Deductions				
20	Livia KAISER	SUI	16	90.95	43.14	48.81						-1.00				
#	Executed Elements	Info	Base Value	GOE	J1	J2	J3	J4	J5	J6	J7	J8	J9	Ref.	Scores of Panel	
1	3Lz		5.90	-1.26	-2	-2	-2	-2	-3	-2	-2	-2	-3		4.64	
2	3F		5.30	0.83	1	1	2	2	1	2	2	1	2		6.13	
3	3Lo	F	4.90	-2.45	-5	-5	-5	-5	-5	-5	-5	-5	-5		2.45	
4	1A		1.10	0.02	0	0	1	1	0	0	0	0	0		1.12	
5	FCCoSp3V		2.25	-0.87	-4	-5	-5	-2	-3	-4	-5	-3	-3		1.38	
6	StSq3		3.30	0.19	0	1	0	1	0	1	1	0	1		3.49	
7	3Lz+1T		6.93	x -1.35	-2	-3	-2	-2	-2	-2	-4	-3	-2		5.58	
8	A+1Eu+3S		5.28	x -1.66	-3	-5	-4	-2	-5	-3	-5	-4	-3		3.62	
9	3Lo+2T		6.82	x -1.05	-2	-3	-1	-2	-2	-2	-3	-2	-2		5.77	
10	LSp3		2.40	-0.27	0	-2	-2	0	-1	-2	-1	0	-2		2.13	
11	ChSq1		3.00	0.57	0	0	2	2	1	2	1	1	1		3.57	
12	CCoSp3		3.00	0.26	-1	0	1	1	1	2	1	1	1		3.26	
			50.18												43.14	
Program Components				Factor												
Composition				2.67	6.25	5.25	6.25	7.25	5.75	6.50	6.25	6.25	6.50			6.25
Presentation				2.67	6.00	5.00	5.50	6.75	5.50	6.25	5.50	5.75	6.25			5.82
Skating Skills				2.67	6.00	5.75	6.00	7.25	6.25	6.50	6.50	5.75	6.50			6.21
Judges Total Program Component Score (factored)															48.81	
Deductions:				Falls	-1.00 (1)										-1.00	

JUDGES DETAILS PER SKATER
WOMEN FREE SKATING

Rank	Name	Nation	Starting Number	Total Segment Score	Total Element Score	Total Program Component Score (factored)						Total Deductions			
21	Dasa GRM	SLO	6	90.58	41.38	49.20						0.00			
#	Executed Elements	Info	Base Value	GOE	J1	J2	J3	J4	J5	J6	J7	J8	J9	Ref.	Scores of Panel
1	3F+2T		6.60	0.76	0	1	2	1	1	2	2	1	2		7.36
2	3Lz!+2T	!	7.20	-1.52	-3	-2	-3	-2	-2	-3	-3	-3	-2		5.68
3	2F		1.80	0.08	0	1	0	1	0	0	1	0	1		1.88
4	1A		1.10	0.02	0	0	1	0	0	0	1	0	0		1.12
5	ChSq1		3.00	0.71	1	1	2	1	2	2	2	1	1		3.71
6	FSSp4		3.00	0.34	1	1	2	1	1	2	1	1	1		3.34
7	3T+1Eu+2S		6.60	x -0.66	-3	-1	-1	-1	-1	-2	-3	-1	-2		5.94
8	2T*	*	0.00	x 0.00	-	-	-	-	-	-	-	-	-		0.00
9	2F	x	1.98	x 0.05	0	1	0	0	1	0	1	0	0		2.03
10	FCCoSp3		3.00	0.04	-2	0	1	0	0	1	0	0	0		3.04
11	CCoSp4		3.50	0.15	-1	1	1	0	1	2	0	0	0		3.65
12	StSq3		3.30	0.33	0	1	1	1	1	2	1	0	2		3.63
			41.08												41.38
Program Components				Factor											
Composition				2.67	4.50	6.50	5.50	6.25	5.50	5.75	6.50	6.00	6.00		5.93
Presentation				2.67	5.00	6.75	5.75	6.25	6.50	6.25	6.75	6.00	6.00		6.21
Skating Skills				2.67	5.50	6.25	5.50	6.50	6.25	7.00	6.75	6.25	6.50		6.29
Judges Total Program Component Score (factored)													49.20		
Deductions:													0.00		
Rank	Name	Nation	Starting Number	Total Segment Score	Total Element Score	Total Program Component Score (factored)						Total Deductions			
22	Mia Caroline RISA GOMEZ	NOR	4	88.48	47.95	42.53						-2.00			
#	Executed Elements	Info	Base Value	GOE	J1	J2	J3	J4	J5	J6	J7	J8	J9	Ref.	Scores of Panel
1	3Lz	F	5.90	-2.95	-5	-5	-5	-5	-5	-5	-5	-5	-5		2.95
2	3F		5.30	0.38	1	1	0	1	1	1	2	0	0		5.68
3	3Loq	F	4.90	-2.45	-5	-5	-5	-5	-5	-5	-5	-5	-5		2.45
4	3T+2A+SEQ		7.50	0.42	0	0	1	2	1	1	2	1	1		7.92
5	LSp4		2.70	-0.08	0	-1	0	0	0	0	-1	0	-1		2.62
6	3S+1Eu+2F		6.60	-0.25	-1	-2	0	0	-1	0	1	0	-2		6.35
7	3S	x	4.73	x 0.00	0	0	0	0	0	0	0	0	-1		4.73
8	1A+2T	x	2.64	x 0.00	0	0	0	0	0	0	0	0	0		2.64
9	StSq2		2.60	0.04	0	0	0	1	0	1	0	0	0		2.64
10	ChSq1		3.00	0.07	0	0	0	0	0	1	1	0	-1		3.07
11	FCCoSp4		3.50	0.00	0	0	0	0	0	1	0	0	-1		3.50
12	CCoSp4		3.50	-0.10	1	0	0	1	0	-1	-1	-1	-2		3.40
			52.87												47.95
Program Components				Factor											
Composition				2.67	5.00	5.50	5.50	6.00	4.25	5.50	3.75	5.75	4.75		5.18
Presentation				2.67	5.50	5.00	5.00	5.75	5.00	5.50	4.50	5.50	5.50		5.29
Skating Skills				2.67	5.75	5.25	5.25	6.25	5.25	5.75	5.25	5.00	5.75		5.46
Judges Total Program Component Score (factored)													42.53		
Deductions:				Falls	-2.00 (2)								-2.00		

JUDGES DETAILS PER SKATER
WOMEN FREE SKATING

Rank	Name	Nation	Starting Number	Total Segment Score	Total Element Score	Total Program Component Score (factored)						Total Deductions			
23	Julia LANG	HUN	2	83.95	40.04	44.91						-1.00			
#	Executed Elements	Info	Base Value	GOE	J1	J2	J3	J4	J5	J6	J7	J8	J9	Ref.	Scores of Panel
1	2A+1Eu+3S		8.10	0.00	-1	0	0	0	0	1	1	0	-1		8.10
2	3Lo<	<	3.92	-1.01	-3	-2	-2	-2	-3	-1	-4	-2	-4		2.91
3	2F+2T		3.10	0.10	0	1	1	1	0	1	1	0	0		3.20
4	3Fq	F	5.30	-2.65	-5	-5	-5	-5	-5	-5	-5	-5	-5		2.65
5	FCCoSp4		3.50	0.35	1	1	1	2	1	1	0	2	0		3.85
6	StSq3		3.30	0.38	1	2	1	2	0	3	0	2	0		3.68
7	2T		1.43	x	-0.02	-1	0	0	0	0	0	0	-1		1.41
8	3Sq	q	4.73	x	-2.15	-5	-5	-5	-4	-5	-5	-5	-5		2.58
9	ChSq1		3.00	0.57	-1	1	2	2	0	3	1	2	0		3.57
10	1A		1.21	x	0.00	0	0	0	0	0	0	0	-1		1.21
11	CCoSp3		3.00	0.56	1	2	2	3	1	3	1	2	2		3.56
12	LSp4		2.70	0.62	2	3	2	3	2	3	2	2	1		3.32
			43.29											40.04	
Program Components				Factor											
Composition				2.67	4.75	6.00	6.00	6.75	4.75	6.25	3.25	6.25	5.25		5.61
Presentation				2.67	4.50	5.75	5.50	6.75	4.75	6.00	4.00	5.75	5.50		5.39
Skating Skills				2.67	5.00	5.75	5.75	6.50	6.00	6.00	4.75	6.25	6.00		5.82
Judges Total Program Component Score (factored)													44.91		
Deductions:		Falls	-1.00 (1)									-1.00			

Rank	Name	Nation	Starting Number	Total Segment Score	Total Element Score	Total Program Component Score (factored)						Total Deductions			
24	Nikola RYCHTARIKOVA	CZE	1	77.49	41.03	37.46						-1.00			
#	Executed Elements	Info	Base Value	GOE	J1	J2	J3	J4	J5	J6	J7	J8	J9	Ref.	Scores of Panel
1	3Lz+2T		7.20	0.34	1	0	1	1	1	0	1	0	0		7.54
2	3S+2T		5.60	0.00	0	0	0	0	0	0	1	0	-1		5.60
3	2A<<	<<	1.10	-0.55	-5	-5	-5	-5	-5	-5	-5	-5	-5		0.55
4	3S		4.30	0.00	0	0	-1	0	0	1	1	0	-1		4.30
5	FCCoSp3		3.00	0.09	0	1	0	1	0	1	0	0	0		3.09
6	StSq2		2.60	-0.30	-2	-1	-1	-1	-2	1	-2	0	-1		2.30
7	3Lzq	F	6.49	x	-2.95	-5	-5	-5	-5	-5	-5	-5	-5		3.54
8	2A<	<	2.90	x	-1.13	-4	-5	-5	-3	-5	-4	-4	-5		1.77
9	ChSq1		3.00	0.21	-1	0	1	1	-1	1	2	1	0		3.21
10	2Lz!+1Eu+2F	!	4.84	x	-0.60	-3	-3	-3	-2	-3	-3	-3	-5		4.24
11	CCoSp4V		2.63	-0.08	-2	-1	-1	1	0	1	0	1	-2		2.55
12	SSp3		2.10	0.24	0	1	1	2	1	2	1	1	1		2.34
			45.76											41.03	
Program Components				Factor											
Composition				2.67	4.50	4.50	4.75	5.50	4.25	5.25	3.00	5.25	4.50		4.71
Presentation				2.67	4.25	4.25	4.25	5.25	4.00	5.00	3.25	4.75	4.25		4.39
Skating Skills				2.67	5.00	4.75	4.50	5.75	4.75	5.50	3.50	4.75	5.25		4.93
Judges Total Program Component Score (factored)													37.46		
Deductions:		Falls	-1.00 (1)									-1.00			

Legend:							
#	Sequence number	GOE	Grade of Execution	Jx	Judges (x=1-9)	Ref.	Referee
*	Invalid element	<	Under-rotated jump	<<	Downgraded jump		
x	Credit for highlight distribution, base value multiplied by 1.1			!	Not clear edge	REP	Jump repetition
F	Fall	D	Deduction applied	q	Jump landed on the quarter		



ICE DANCE

Espoo Metro Arena	27 JAN 2023	13:15	Rhythm Dance
	28 JAN 2023	18:30	Free Dance

Size of Skating Arena:	30m*60m
Ice Conditions:	very good
Number of Entries:	23
Number of Participants:	23

Entry Withdrawn:

Rhythm Dance		
Duration:	2:50 +/- 10 seconds	
Segment Factor:	1.00	
Program Component Factors:	Composition	1.33
	Presentation	1.33
	Skating Skills	1.33

Free Dance		
Duration:	4:00 +/- 10 seconds	
Segment Factor:	1.00	
Program Component Factors:	Composition	2.00
	Presentation	2.00
	Skating Skills	2.00



Podium Ice Dance



1st place

Charlene GUIGNARD / Marco FABBRI

ITA

2nd place

Lilah FEAR / Lewis GIBSON

GBR

3rd place

Juulia TURKKILA / Matthias VERSLUIS

FIN

Official ISU Sponsors

RESULTS

ICE DANCE

Pl.	Name	Nation	Total Score	RD	FD
1	Charlene GUIGNARD / Marco FABBRI	ITA	210.44	1	1
2	Lilah FEAR / Lewis GIBSON	GBR	207.89	2	2
3	Juulia TURKKILA / Matthias VERSLUIS	FIN	198.21	3	3
4	Allison REED / Saulius AMBRULEVICIUS	LTU	195.67	4	4
5	Evgeniia LOPAREVA / Geoffrey BRISSAUD	FRA	191.85	6	5
6	Natalie TASCHLEROVA / Filip TASCHLER	CZE	188.34	5	6
7	Loicia DEMOUGEOT / Theo le MERCIER	FRA	179.96	7	7
8	Maria KAZAKOVA / Georgy REVIYA	GEO	175.82	8	8
9	Jennifer JANSE van RENSBURG / Benjamin STEFFAN	GER	169.17	9	10
10	Mariia IGNATEVA / Danijil Leonyidovics SZEMKO	HUN	167.08	10	9
11	Victoria MANNI / Carlo ROETHLISBERGER	ITA	164.21	11	11
12	Mariia HOLUBTSOVA / Kyryl BIELOBROV	UKR	156.99	13	12
13	Mariia NOSOVITSKAYA / Mikhail NOSOVITSKIY	ISR	156.52	12	13
14	Anna SIMOVA / Kirill AKSENOV	SVK	150.04	15	14
15	Mariia PINCHUK / Mykyta POGORIELOV	UKR	148.37	14	15
16	Anastasia POLIBINA / Pavel GOLOVISHNIKOV	POL	138.99	17	16
17	Paulina RAMANAUSKAITE / Deividas KIZALA	LTU	136.20	16	17
18	Samantha RITTER / Daniel BRYKALOV	AZE	132.18	19	18
19	Hanna JAKUCS / Alessio GALLI	NED	130.35	18	19
20	Aurelija IPOLITO / Luke RUSSELL	LAT	124.88	20	20
Final Not Reached					
21	Arianna SASSI / Luca MORINI	SUI	49.91	21	
22	Maria BJORKLI / James KOSZUTA	NOR	47.71	22	
23	Viktoriiia AZROIAN / Artur GRUZDEV	ARM	40.89	23	



Mr. Csaba BALINT, ISU
Referee



Mr. Shawn RETTSTATT, ISU
Technical Controller

Legend:

RD Rhythm Dance FD Free Dance Pl. Place



RESULTS

ICE DANCE RHYTHM DANCE

Pl.	Name	Nation	Total Segment Score
1	Charlene GUIGNARD / Marco FABBRI	ITA	85.53 Q
2	Lilah FEAR / Lewis GIBSON	GBR	84.12 Q
3	Juulia TURKKILA / Matthias VERSLUIS	FIN	77.56 Q
4	Allison REED / Saulius AMBRULEVICIUS	LTU	77.33 Q
5	Natalie TASCHLEROVA / Filip TASCHLER	CZE	76.91 Q
6	Evgeniia LOPAREVA / Geoffrey BRISSAUD	FRA	76.49 Q
7	Loicia DEMOUGEOT / Theo le MERCIER	FRA	72.55 Q
8	Maria KAZAKOVA / Georgy REVIYA	GEO	68.55 Q
9	Jennifer JANSE van RENSBURG / Benjamin STEFFAN	GER	67.90 Q
10	Mariia IGNATEVA / Danijil Leonyidovics SZEMKO	HUN	65.04 Q
11	Victoria MANNI / Carlo ROETHLISBERGER	ITA	64.23 Q
12	Mariia NOSOVITSKAYA / Mikhail NOSOVITSKIY	ISR	61.72 Q
13	Mariia HOLUBTSOVA / Kyryl BIELOBROV	UKR	61.00 Q
14	Mariia PINCHUK / Mykyta POGORIELOV	UKR	59.36 Q
15	Anna SIMOVA / Kirill AKSENOV	SVK	59.18 Q
16	Paulina RAMANAUSKAITE / Deividas KIZALA	LTU	55.06 Q
17	Anastasia POLIBINA / Pavel GOLOVISHNIKOV	POL	54.55 Q
18	Hanna JAKUCS / Alessio GALLI	NED	53.46 Q
19	Samantha RITTER / Daniel BRYKALOV	AZE	51.55 Q
20	Aurelija IPOLITO / Luke RUSSELL	LAT	51.41 Q
21	Arianna SASSI / Luca MORINI	SUI	49.91
22	Maria BJORKLI / James KOSZUTA	NOR	47.71
23	Viktoriiia AZROIAN / Artur GRUZDEV	ARM	40.89

Mr. Csaba BALINT, ISU
Referee

Mr. Shawn RETTSTATT, ISU
Technical Controller

Legend:
Q Qualified for Free Dance





PANEL OF JUDGES

ICE DANCE RHYTHM DANCE

Officials

Technical Controller	Mr. Shawn RETTSTATT	ISU
Technical Specialist	Ms. Marie BOWNESS	ISU
Technical Specialist	Ms. Joanna BUDNER-SZUMAN	ISU

Judges

Referee	Mr. Csaba BALINT	ISU
Judge No. 1	Ms. Jezabel DABOUIS	ISU
Judge No. 2	Ms. Marta OLOZAGARRE	ISU
Judge No. 3	Mr. Massimo ORLANDINI	ISU
Judge No. 4	Ms. Larissa SHULJATEVA	ISU
Judge No. 5	Mr. Yury KLIUSHNIKOV	ISU
Judge No. 6	Mr. Szilard TOTH	ISU
Judge No. 7	Mr. Patrik BRECHT	ISU
Judge No. 8	Mr. Marcin KOZUBEK	ISU
Judge No. 9	Ms. Laimute KRAUZIENE	ISU

Data/Replay Operator

Data Operator	Ms. Daiana ALLEN	ISU
Replay Operator	Mr. Martin PAULMICHL	ISU





JUDGES DETAILS PER SKATER

ICE DANCE RHYTHM DANCE

Rank	Name	Nation	Starting Number	Total Segment Score	Total Element Score	Total Program Component Score (factored)						Total Deductions			
1	Charlene GUIGNARD / Marco FABBRI	ITA	23	85.53	48.77	36.76						0.00			
#	Executed Elements	Info	Base Value	GOE	J1	J2	J3	J4	J5	J6	J7	J8	J9	Ref.	Scores of Panel
1	SqTwW4+SqTwM4		7.34	2.86	4	4	4	3	3	3	3	4	4		10.20
2	MiStW3+MiStM3		8.20	3.29	3	4	4	3	3	3	3	3	3		11.49
3	PSt3		8.70	3.35	3	3	4	2	3	3	4	2	3		12.05
4	RoLi4		5.45	1.58	3	3	4	3	2	4	4	3	3		7.03
5	ChRS1		2.00	6.00	4	5	5	3	4	4	5	3	3		8.00
			31.69												48.77
Program Components				Factor											
Composition				1.33	9.25	9.50	9.50	9.00	9.00	9.25	9.50	8.75	9.25		9.25
Presentation				1.33	9.25	9.50	9.50	9.00	9.25	9.25	9.50	8.75	9.00		9.25
Skating Skills				1.33	9.00	9.00	9.50	9.25	9.00	9.00	9.50	9.00	9.25		9.14
Judges Total Program Component Score (factored)														36.76	
Deductions:														0.00	

Rank	Name	Nation	Starting Number	Total Segment Score	Total Element Score	Total Program Component Score (factored)						Total Deductions			
2	Lilah FEAR / Lewis GIBSON	GBR	22	84.12	48.22	35.90						0.00			
#	Executed Elements	Info	Base Value	GOE	J1	J2	J3	J4	J5	J6	J7	J8	J9	Ref.	Scores of Panel
1	SqTwW4+SqTwM4		7.34	2.74	4	2	3	3	4	4	3	3	4		10.08
2	MiStW2+MiStM2		7.46	3.14	3	2	3	3	3	3	4	3	3		10.60
3	PSt3		8.70	3.19	3	2	3	2	3	3	4	3	3		11.89
4	RoLi4		5.45	1.99	4	4	5	3	4	3	5	5	4		7.44
5	ChRS1		2.00	6.21	4	3	5	4	4	4	5	4	4		8.21
			30.95												48.22
Program Components				Factor											
Composition				1.33	9.25	8.75	9.25	9.25	9.00	8.50	9.00	9.00	9.00		9.04
Presentation				1.33	9.00	8.75	9.50	9.25	9.00	8.75	9.25	9.00	9.25		9.07
Skating Skills				1.33	8.75	8.25	8.75	9.00	9.25	8.75	9.25	8.75	9.00		8.89
Judges Total Program Component Score (factored)														35.90	
Deductions:														0.00	

Rank	Name	Nation	Starting Number	Total Segment Score	Total Element Score	Total Program Component Score (factored)						Total Deductions			
3	Juulia TURKKILA / Matthias VERSLUIS	FIN	20	77.56	44.15	33.41						0.00			
#	Executed Elements	Info	Base Value	GOE	J1	J2	J3	J4	J5	J6	J7	J8	J9	Ref.	Scores of Panel
1	SqTwW3+SqTwM3		6.60	2.40	3	3	3	2	3	3	3	3	3		9.00
2	PSt2		7.95	2.72	2	3	3	2	3	2	3	2	2		10.67
3	CuLi4		5.45	1.65	3	4	4	2	4	3	4	3	3		7.10
4	ChRS1		2.00	4.71	3	3	3	3	3	2	3	4	4		6.71
5	MiStW2+MiStM3		7.83	2.84	3	3	3	2	4	2	3	2	3		10.67
			29.83												44.15
Program Components				Factor											
Composition				1.33	8.00	8.75	9.00	8.25	8.50	8.00	8.50	7.75	8.00		8.29
Presentation				1.33	8.25	9.00	9.00	8.25	8.75	8.25	8.75	8.25	8.00		8.50
Skating Skills				1.33	8.00	8.50	8.50	7.75	8.50	8.25	8.75	8.25	8.25		8.32
Judges Total Program Component Score (factored)														33.41	
Deductions:														0.00	



JUDGES DETAILS PER SKATER
ICE DANCE RHYTHM DANCE

Rank	Name	Nation	Starting Number	Total Segment Score	Total Element Score	Total Program Component Score (factored)						Total Deductions				
4	Allison REED / Saulius AMBRULEVICIUS	LTU	21	77.33	43.70	33.63						0.00				
#	Executed Elements	Info	Base Value	GOE	J1	J2	J3	J4	J5	J6	J7	J8	J9	Ref.	Scores of Panel	
1	MiStW3+MiStM3		8.20	2.69	3	2	2	2	3	3	3	2	3		10.89	
2	SqTwW4+SqTwM4		7.34	1.71	3	2	2	2	2	3	2	2	2		9.05	
3	PSt2		7.95	2.40	2	2	2	2	2	2	3	2	3		10.35	
4	RoLi4		5.45	1.03	2	2	2	2	2	2	3	3	2		6.48	
5	ChRS1		2.00	4.93	3	4	3	3	3	3	4	3	4		6.93	
			30.94												43.70	
Program Components			Factor													
Composition			1.33	8.25	8.25	8.00	8.75	8.75	8.50	8.25	8.25	8.25	8.75			8.43
Presentation			1.33	8.50	8.25	8.25	8.50	8.50	8.50	8.50	8.50	8.25	8.50			8.43
Skating Skills			1.33	8.25	8.50	8.00	8.50	8.50	8.50	8.50	8.50	8.25	8.50			8.43
Judges Total Program Component Score (factored)															33.63	
Deductions:															0.00	

Rank	Name	Nation	Starting Number	Total Segment Score	Total Element Score	Total Program Component Score (factored)						Total Deductions			
5	Natalie TASCHLEROVA / Filip TASCHLER	CZE	17	76.91	44.55	32.36						0.00			
#	Executed Elements	Info	Base Value	GOE	J1	J2	J3	J4	J5	J6	J7	J8	J9	Ref.	Scores of Panel
1	MiStW3+MiStM3		8.20	3.14	3	3	3	3	2	3	3	3	3		11.34
2	SqTwW4+SqTwM4		7.34	2.40	4	2	3	3	2	3	3	4	3		9.74
3	CuLi4		5.45	1.17	3	3	3	2	2	2	3	2	2		6.62
4	PSt2		7.95	2.40	2	2	3	2	2	2	3	2	2		10.35
5	ChRS1		2.00	4.50	3	3	3	3	3	3	3	4	3		6.50
			30.94												44.55
Program Components			Factor												
Composition			1.33	8.00	7.50	8.25	8.50	8.00	8.00	8.25	7.75	7.75			8.00
Presentation			1.33	8.25	7.50	8.50	8.50	8.25	8.25	8.50	8.50	7.75			8.29
Skating Skills			1.33	7.75	7.75	8.00	8.25	8.25	8.00	8.00	8.25	8.00			8.04
Judges Total Program Component Score (factored)															32.36
Deductions:															0.00

Rank	Name	Nation	Starting Number	Total Segment Score	Total Element Score	Total Program Component Score (factored)						Total Deductions			
6	Evgeniia LOPAREVA / Geoffrey BRISSAUD	FRA	19	76.49	43.76	32.73						0.00			
#	Executed Elements	Info	Base Value	GOE	J1	J2	J3	J4	J5	J6	J7	J8	J9	Ref.	Scores of Panel
1	ChRS1		2.00	4.29	3	3	3	3	2	3	3	2	3		6.29
2	PSt2		7.95	2.24	2	2	3	2	1	2	3	1	2		10.19
3	StaLi4		5.45	1.51	3	4	3	2	1	3	4	5	3		6.96
4	SqTwW4+SqTwM4		7.34	2.40	3	3	3	3	2	3	3	4	3		9.74
5	MiStW3+MiStM3		8.20	2.38	3	2	3	2	2	2	3	2	2		10.58
			30.94												43.76
Program Components			Factor												
Composition			1.33	8.25	8.50	8.50	8.50	7.25	8.25	8.50	7.50	7.75			8.18
Presentation			1.33	8.25	8.25	8.25	8.50	7.25	8.50	8.75	7.50	8.00			8.18
Skating Skills			1.33	8.25	8.25	8.50	8.25	7.50	8.50	8.75	8.25	7.75			8.25
Judges Total Program Component Score (factored)															32.73
Deductions:															0.00

JUDGES DETAILS PER SKATER
ICE DANCE RHYTHM DANCE

Rank	Name	Nation	Starting Number	Total Segment Score	Total Element Score	Total Program Component Score (factored)						Total Deductions			
7	Loicia DEMOUGEOT / Theo le MERCIER	FRA	16	72.55	42.16	30.39						0.00			
#	Executed Elements	Info	Base Value	GOE	J1	J2	J3	J4	J5	J6	J7	J8	J9	Ref.	Scores of Panel
1	MiStW2+MiStM3		7.83	2.38	2	3	2	2	1	2	3	3	2		10.21
2	RoLi4		5.45	1.10	3	2	3	2	1	2	3	2	2		6.55
3	PSt2		7.95	1.76	2	2	2	1	0	2	2	1	1		9.71
4	SqTwW4+SqTwM4		7.34	2.06	3	3	3	2	2	3	2	2	3		9.40
5	ChRS1		2.00	4.29	3	2	3	2	1	3	4	4	3		6.29
			30.57												42.16
Program Components				Factor											
Composition				1.33	7.75	8.00	8.00	7.25	7.00	7.50	7.75	8.00	7.25		7.64
Presentation				1.33	7.75	8.25	8.00	7.50	7.00	7.75	8.25	7.50	7.50		7.75
Skating Skills				1.33	7.50	8.00	7.50	7.50	6.75	7.75	7.75	7.00	7.25		7.46
Judges Total Program Component Score (factored)														30.39	
Deductions:														0.00	

Rank	Name	Nation	Starting Number	Total Segment Score	Total Element Score	Total Program Component Score (factored)						Total Deductions			
8	Maria KAZAKOVA / Georgy REVIYA	GEO	18	68.55	38.72	29.83						0.00			
#	Executed Elements	Info	Base Value	GOE	J1	J2	J3	J4	J5	J6	J7	J8	J9	Ref.	Scores of Panel
1	SqTwW3+SqTwM4		6.97	1.71	3	2	2	2	2	2	1	3	2		8.68
2	PSt2		7.95	1.28	1	1	1	1	2	1	1	1	2		9.23
3	ChRS1		2.00	2.57	2	2	1	2	2	1	2	2	1		4.57
4	MiStW3+MiStM3		8.20	1.63	2	2	2	1	2	1	2	1	1		9.83
5	RoLi4		5.45	0.96	2	2	2	2	2	2	3	2	2		6.41
			30.57												38.72
Program Components				Factor											
Composition				1.33	7.50	7.50	7.25	8.25	8.25	7.25	7.50	7.25	7.50		7.54
Presentation				1.33	7.50	7.25	7.25	8.00	8.25	7.25	7.75	7.00	7.25		7.46
Skating Skills				1.33	7.25	7.50	7.50	7.75	8.25	7.25	7.50	7.25	7.25		7.43
Judges Total Program Component Score (factored)														29.83	
Deductions:														0.00	

Rank	Name	Nation	Starting Number	Total Segment Score	Total Element Score	Total Program Component Score (factored)						Total Deductions			
9	Jennifer JANSE van RENSBURG / Benjamin STEFFAN	GER	14	67.90	38.60	29.30						0.00			
#	Executed Elements	Info	Base Value	GOE	J1	J2	J3	J4	J5	J6	J7	J8	J9	Ref.	Scores of Panel
1	SqTwW4+SqTwM4		7.34	1.60	2	2	2	2	1	2	2	2	2		8.94
2	MiStW2+MiStM2		7.46	1.78	2	1	2	1	1	2	2	2	2		9.24
3	PSt2		7.95	1.28	2	1	1	1	1	1	2	1	1		9.23
4	ChRS1		2.00	2.57	2	2	2	1	1	2	3	1	2		4.57
5	RoLi4		5.45	1.17	3	2	3	2	2	2	3	3	1		6.62
			30.20												38.60
Program Components				Factor											
Composition				1.33	7.50	7.00	7.50	7.25	7.50	7.50	7.75	7.00	7.50		7.39
Presentation				1.33	7.50	7.25	7.50	7.25	7.50	7.75	8.00	7.00	7.25		7.43
Skating Skills				1.33	7.25	6.75	7.25	7.00	7.50	7.50	7.75	6.75	7.25		7.21
Judges Total Program Component Score (factored)														29.30	
Deductions:														0.00	

JUDGES DETAILS PER SKATER
ICE DANCE RHYTHM DANCE

Rank	Name	Nation	Starting Number	Total Segment Score	Total Element Score	Total Program Component Score (factored)						Total Deductions			
10	Mariia IGNATEVA / Danijil Leonyidovics SZEMKO	HUN	15	65.04	36.29	28.75						0.00			
#	Executed Elements	Info	Base Value	GOE	J1	J2	J3	J4	J5	J6	J7	J8	J9	Ref.	Scores of Panel
1	SqTwW4+SqTwM4		7.34	1.49	2	2	2	2	1	2	2	2	1		8.83
2	MiStW2+MiStM2		7.46	1.34	2	1	1	1	2	1	2	1	1		8.80
3	CuLi3		4.70	1.03	2	2	2	2	2	2	3	3	2		5.73
4	PSt1		7.45	1.12	1	1	1	1	1	1	2	1	0		8.57
5	ChRS1		2.00	2.36	2	1	2	2	1	2	2	1	1		4.36
			28.95												36.29
Program Components				Factor											
Composition				1.33	7.00	6.75	7.25	7.25	8.00	7.25	7.25	6.75	7.25		7.14
Presentation				1.33	7.25	6.75	7.25	7.50	8.00	7.25	7.75	7.25	7.25		7.36
Skating Skills				1.33	7.00	6.50	7.00	7.25	7.75	7.00	7.50	7.00	7.00		7.11
Judges Total Program Component Score (factored)														28.75	
Deductions:														0.00	

Rank	Name	Nation	Starting Number	Total Segment Score	Total Element Score	Total Program Component Score (factored)						Total Deductions			
11	Victoria MANNI / Carlo ROETHLISBERGER	ITA	13	64.23	37.10	27.13						0.00			
#	Executed Elements	Info	Base Value	GOE	J1	J2	J3	J4	J5	J6	J7	J8	J9	Ref.	Scores of Panel
1	ChRS1		2.00	2.79	2	1	2	0	1	2	3	3	2		4.79
2	DiStW1+DiStM2		7.21	1.34	2	1	1	0	1	1	2	2	1		8.55
3	CuLi4		5.45	1.17	3	2	3	1	1	2	3	3	3		6.62
4	PSt2		7.95	1.28	1	2	1	0	0	1	2	1	2		9.23
5	SqTwW4+SqTwM4		7.34	0.57	0	1	1	-2	0	1	2	1	1		7.91
			29.95												37.10
Program Components				Factor											
Composition				1.33	7.00	6.75	7.25	5.50	6.25	6.75	7.25	6.75	6.75		6.79
Presentation				1.33	7.25	6.75	7.25	5.25	6.50	6.75	7.75	7.00	7.00		6.93
Skating Skills				1.33	7.25	6.50	7.00	5.50	6.00	6.75	7.50	6.50	6.75		6.68
Judges Total Program Component Score (factored)														27.13	
Deductions:														0.00	

Rank	Name	Nation	Starting Number	Total Segment Score	Total Element Score	Total Program Component Score (factored)						Total Deductions			
12	Mariia NOSOVITSKAYA / Mikhail NOSOVITSKIY	ISR	10	61.72	35.29	26.43						0.00			
#	Executed Elements	Info	Base Value	GOE	J1	J2	J3	J4	J5	J6	J7	J8	J9	Ref.	Scores of Panel
1	ChRS1		2.00	1.71	1	1	1	2	1	1	2	1	1		3.71
2	PSt2		7.95	0.80	1	0	1	0	1	1	2	0	1		8.75
3	SiLi4		5.45	0.75	2	2	1	1	1	2	2	2	1		6.20
4	SqTwW3+SqTwM4		6.97	1.26	2	1	2	2	1	1	2	1	2		8.23
5	MiStW1+MiStM2		7.21	1.19	1	1	1	1	1	1	2	2	1		8.40
			29.58												35.29
Program Components				Factor											
Composition				1.33	6.50	6.50	7.00	6.00	6.75	6.50	6.75	6.25	6.50		6.54
Presentation				1.33	7.00	6.50	7.00	6.25	7.00	6.75	7.00	6.75	6.50		6.79
Skating Skills				1.33	7.25	7.00	6.50	5.75	6.75	6.25	6.50	6.50	6.25		6.54
Judges Total Program Component Score (factored)														26.43	
Deductions:														0.00	

JUDGES DETAILS PER SKATER
ICE DANCE RHYTHM DANCE

Rank	Name	Nation	Starting Number	Total Segment Score	Total Element Score	Total Program Component Score (factored)						Total Deductions			
13	Mariia HOLUBTSOVA / Kyryl BIELOBROV	UKR	6	61.00	35.15	25.85						0.00			
#	Executed Elements	Info	Base Value	GOE	J1	J2	J3	J4	J5	J6	J7	J8	J9	Ref.	Scores of Panel
1	SqTwW4+SqTwM4		7.34	1.49	2	2	1	2	1	2	2	3	2		8.83
2	MiStW1+MiStM3		7.58	1.04	1	1	1	1	1	1	2	1	1		8.62
3	PSt2		7.95	0.32	1	0	0	0	0	1	2	0	0		8.27
4	ChRS1		2.00	1.50	1	1	1	1	1	1	2	1	0		3.50
5	RoLi4		5.45	0.48	1	1	1	1	1	1	2	1	1		5.93
			30.32												35.15
Program Components				Factor											
Composition				1.33	6.75	6.25	6.75	6.50	6.25	6.50	6.75	5.50	6.50		6.50
Presentation				1.33	7.00	6.00	6.75	6.25	6.25	6.50	7.00	6.00	6.25		6.43
Skating Skills				1.33	7.25	6.50	6.50	6.75	6.25	6.25	6.75	5.75	6.50		6.50
Judges Total Program Component Score (factored)														25.85	
Deductions:														0.00	

Rank	Name	Nation	Starting Number	Total Segment Score	Total Element Score	Total Program Component Score (factored)						Total Deductions			
14	Mariia PINCHUK / Mykyta POGORIELOV	UKR	11	59.36	33.08	26.28						0.00			
#	Executed Elements	Info	Base Value	GOE	J1	J2	J3	J4	J5	J6	J7	J8	J9	Ref.	Scores of Panel
1	MiStW1+MiStM2		7.21	0.89	1	1	0	1	0	1	2	1	1		8.10
2	PSt1		7.45	0.96	1	2	0	0	1	1	2	0	1		8.41
3	RoLi4		5.45	0.89	2	2	1	2	1	2	3	2	2		6.34
4	SqTwW4+SqTwM4		7.34	0.46	1	1	0	1	0	1	0	1	0		7.80
5	ChRS1		2.00	0.43	0	0	0	1	1	-1	3	0	0		2.43
			29.45												33.08
Program Components				Factor											
Composition				1.33	6.50	7.25	6.00	7.00	6.75	6.00	7.50	6.00	6.75		6.61
Presentation				1.33	6.75	6.75	6.25	6.50	6.75	6.50	8.00	6.50	6.50		6.61
Skating Skills				1.33	6.75	7.00	6.00	6.75	6.50	6.25	7.75	6.25	6.25		6.54
Judges Total Program Component Score (factored)														26.28	
Deductions:														0.00	

Rank	Name	Nation	Starting Number	Total Segment Score	Total Element Score	Total Program Component Score (factored)						Total Deductions			
15	Anna SIMOVA / Kirill AKSENOV	SVK	9	59.18	33.94	25.24						0.00			
#	Executed Elements	Info	Base Value	GOE	J1	J2	J3	J4	J5	J6	J7	J8	J9	Ref.	Scores of Panel
1	SqTwW4+SqTwM4		7.34	1.37	1	1	2	2	1	2	2	2	2		8.71
2	PSt2		7.95	0.64	0	0	0	0	1	1	1	1	1		8.59
3	MiStW2+MiStM2		7.46	0.59	1	-1	1	1	0	1	1	0	0		8.05
4	RoLi4		5.45	0.07	0	1	1	-1	0	0	0	0	0		5.52
5	ChRS1		2.00	1.07	0	1	1	0	1	1	2	1	-1		3.07
			30.20												33.94
Program Components				Factor											
Composition				1.33	6.25	6.75	7.00	6.00	6.25	6.25	6.50	6.00	6.00		6.29
Presentation				1.33	6.25	6.50	7.00	6.00	6.25	6.50	6.75	6.25	5.75		6.36
Skating Skills				1.33	6.25	6.75	6.75	5.75	6.00	6.50	6.50	6.25	6.00		6.32
Judges Total Program Component Score (factored)														25.24	
Deductions:														0.00	

JUDGES DETAILS PER SKATER
ICE DANCE RHYTHM DANCE

Rank	Name	Nation	Starting Number	Total Segment Score	Total Element Score	Total Program Component Score (factored)						Total Deductions				
16	Paulina RAMANAUSKAITE / Deividas KIZALA	LTU	7	55.06	30.74	24.32						0.00				
#	Executed Elements	Info	Base Value	GOE	J1	J2	J3	J4	J5	J6	J7	J8	J9	Ref.	Scores of Panel	
1	MiStW2+MiStM1		7.21	0.59	1	0	0	0	1	0	1	1	1		7.80	
2	SqTwW4+SqTwM2		6.59	-1.03	-1	-2	-1	-2	-1	-1	-2	-1	-1		5.56	
3	PSt2		7.95	0.00	0	-1	0	0	0	0	0	0	1		7.95	
4	ChRS1		2.00	1.50	0	1	1	1	1	1	2	1	1		3.50	
5	RoLi4		5.45	0.48	1	1	0	1	1	1	1	1	1		5.93	
			29.20												30.74	
Program Components			Factor													
Composition			1.33	6.00	6.25	6.25	6.00	6.25	6.00	6.25	6.00	6.25	6.00	6.50	6.14	
Presentation			1.33	6.25	6.25	6.25	5.75	6.00	6.25	6.50	6.25	6.50	5.75	6.25	6.14	
Skating Skills			1.33	6.25	6.00	6.00	5.75	6.00	6.00	6.00	6.00	6.00	6.00	6.00	6.00	
Judges Total Program Component Score (factored)														24.32		
Deductions:													0.00			

Rank	Name	Nation	Starting Number	Total Segment Score	Total Element Score	Total Program Component Score (factored)						Total Deductions				
17	Anastasia POLIBINA / Pavel GOLOVISHNIKOV	POL	12	54.55	30.48	25.07						-1.00				
#	Executed Elements	Info	Base Value	GOE	J1	J2	J3	J4	J5	J6	J7	J8	J9	Ref.	Scores of Panel	
1	MiStW1+MiStM2	F	7.21	-3.14	-3	-3	-3	-3	-3	-3	-2	-3	-3		4.07	
2	CuLi4		5.45	0.55	1	0	1	1	1	1	2	2	1		6.00	
3	PSt3		8.70	0.32	0	-1	0	0	0	0	1	1	1		9.02	
4	SqTwW4+SqTwM4		7.34	0.34	0	1	0	1	1	0	0	2	-1		7.68	
5	ChRS1		2.00	1.71	0	1	2	1	1	1	3	1	1		3.71	
			30.70												30.48	
Program Components			Factor													
Composition			1.33	5.75	6.50	6.25	6.50	6.75	6.25	6.75	6.25	6.75	6.25	6.25	6.39	
Presentation			1.33	5.50	6.00	6.00	6.00	6.75	6.50	7.25	6.25	6.25	6.00	6.21		
Skating Skills			1.33	5.25	6.25	6.25	6.25	6.75	6.25	7.00	6.00	6.00	6.00	6.25		
Judges Total Program Component Score (factored)														25.07		
Deductions: Falls													-1.00 (1)			

Rank	Name	Nation	Starting Number	Total Segment Score	Total Element Score	Total Program Component Score (factored)						Total Deductions			
18	Hanna JAKUCS / Alessio GALLI	NED	3	53.46	31.79	21.67						0.00			
#	Executed Elements	Info	Base Value	GOE	J1	J2	J3	J4	J5	J6	J7	J8	J9	Ref.	Scores of Panel
1	SqTwW3+SqTwM3		6.60	0.69	0	1	1	2	0	1	1	2	0		7.29
2	MiStW1+MiStM1		6.96	0.30	0	0	0	1	0	0	1	1	0		7.26
3	PSt2		7.95	0.00	0	0	0	0	0	0	0	0	-1		7.95
4	CuLi4		5.45	0.34	0	0	1	1	1	0	1	1	1		5.79
5	ChRS1		2.00	1.50	0	1	1	1	1	1	1	1	1		3.50
			28.96												31.79
Program Components			Factor												
Composition			1.33	5.50	5.50	6.00	5.75	5.00	5.25	5.75	5.75	5.75	5.25	5.54	
Presentation			1.33	5.50	5.50	6.00	5.50	5.00	5.25	5.25	5.25	5.75	5.25	5.43	
Skating Skills			1.33	5.75	5.25	5.50	5.50	4.75	5.00	5.50	5.50	5.50	5.00	5.32	
Judges Total Program Component Score (factored)														21.67	
Deductions:													0.00		

JUDGES DETAILS PER SKATER
ICE DANCE RHYTHM DANCE

Rank	Name	Nation	Starting Number	Total Segment Score	Total Element Score	Total Program Component Score (factored)						Total Deductions				
19	Samantha RITTER / Daniel BRYKALOV	AZE	1	51.55	29.70	21.85						0.00				
#	Executed Elements	Info	Base Value	GOE	J1	J2	J3	J4	J5	J6	J7	J8	J9	Ref.	Scores of Panel	
1	SqTwW4+SqTwM4		7.34	0.80	1	1	1	1	1	1	-1	1	1		8.14	
2	PSt1		7.45	-0.16	-1	0	0	0	0	0	0	-1	0		7.29	
3	CuLi3		4.70	0.27	0	0	0	1	1	0	1	1	1		4.97	
4	MiStW1+MiStM1		6.96	-0.30	-1	0	0	0	0	0	-1	-1	0		6.66	
5	ChRS1		2.00	0.64	0	0	1	0	1	1	1	0	-1		2.64	
			28.45												29.70	
Program Components				Factor												
Composition				1.33	5.75	5.75	5.50	5.50	5.50	5.50	5.50	5.75	4.75	5.25		5.54
Presentation				1.33	5.50	5.50	5.25	5.50	5.50	5.75	5.75	5.75	5.00	5.25		5.46
Skating Skills				1.33	5.25	5.50	5.25	5.75	5.50	5.50	5.50	5.50	5.25	5.50		5.43
Judges Total Program Component Score (factored)															21.85	
Deductions:															0.00	

Rank	Name	Nation	Starting Number	Total Segment Score	Total Element Score	Total Program Component Score (factored)						Total Deductions				
20	Aurelija IPOLITO / Luke RUSSELL	LAT	8	51.41	28.50	22.91						0.00				
#	Executed Elements	Info	Base Value	GOE	J1	J2	J3	J4	J5	J6	J7	J8	J9	Ref.	Scores of Panel	
1	PSt1		7.45	0.48	0	0	0	1	0	1	0	1	1		7.93	
2	SqTwW1+SqTwM4		6.34	-1.14	-1	-2	-2	-1	-1	-1	-2	-1	-2		5.20	
3	ChRS1		2.00	1.50	0	-1	0	2	1	1	2	2	1		3.50	
4	DiStW1+DiStM1		6.96	0.00	0	-1	0	0	0	0	1	0	0		6.96	
5	RoLi3		4.70	0.21	0	-1	0	1	0	0	1	1	1		4.91	
			27.45												28.50	
Program Components				Factor												
Composition				1.33	5.75	4.75	6.00	5.75	5.75	5.75	5.75	5.50	6.00		5.75	
Presentation				1.33	6.00	4.50	6.00	6.00	5.75	6.00	6.00	6.00	6.00	5.75		5.93
Skating Skills				1.33	5.75	5.25	5.00	5.50	5.75	5.75	5.75	5.75	5.00	5.75		5.54
Judges Total Program Component Score (factored)															22.91	
Deductions:															0.00	

Rank	Name	Nation	Starting Number	Total Segment Score	Total Element Score	Total Program Component Score (factored)						Total Deductions			
21	Arianna SASSI / Luca MORINI	SUI	5	49.91	28.16	21.75						0.00			
#	Executed Elements	Info	Base Value	GOE	J1	J2	J3	J4	J5	J6	J7	J8	J9	Ref.	Scores of Panel
1	MiStW1+MiStM1		6.96	0.00	0	0	0	-1	0	0	1	0	0		6.96
2	SqTwW3+SqTwM3		6.60	-1.14	-1	-2	-2	-2	0	-1	-2	-1	-1		5.46
3	PSt1		7.45	0.00	0	0	0	0	1	0	0	0	0		7.45
4	ChRS1		2.00	0.43	-1	0	0	0	1	1	1	0	0		2.43
5	RoLi4		5.45	0.41	0	1	0	1	1	1	2	1	1		5.86
			28.46												28.16
Program Components				Factor											
Composition				1.33	5.25	6.00	5.00	5.25	5.75	5.75	6.00	4.75	5.25		5.46
Presentation				1.33	5.25	6.25	5.00	5.25	5.75	5.50	6.00	4.75	5.00		5.39
Skating Skills				1.33	5.25	6.00	5.00	5.50	5.75	5.75	6.25	5.00	5.25		5.50
Judges Total Program Component Score (factored)															21.75
Deductions:															0.00

JUDGES DETAILS PER SKATER

ICE DANCE RHYTHM DANCE

Rank	Name	Nation	Starting Number	Total Segment Score	Total Element Score	Total Program Component Score (factored)						Total Deductions				
22	Maria BJORKLI / James KOSZUTA	NOR	4	47.71	27.72	19.99						0.00				
#	Executed Elements	Info	Base Value	GOE	J1	J2	J3	J4	J5	J6	J7	J8	J9	Ref.	Scores of Panel	
1	PSt2		7.95	-0.32	0	-1	-1	-1	0	0	1	0	0		7.63	
2	SqTwW3+SqTwM3		6.60	-0.11	0	0	0	0	0	0	-1	-1	0		6.49	
3	ChRS1		2.00	-0.11	0	-1	0	-1	1	-1	0	0	0		1.89	
4	DiStW1+DiStM1		6.96	-1.04	-1	-1	-1	-2	0	-1	-1	-2	0		5.92	
5	RoLi4		5.45	0.34	1	0	0	1	1	0	2	1	1		5.79	
			28.96											27.72		
Program Components				Factor												
Composition				1.33	5.75	5.25	5.00	4.25	5.75	5.00	5.25	4.50	4.75			5.07
Presentation				1.33	5.75	4.75	5.00	4.00	5.75	4.75	5.00	4.75	5.00			5.00
Skating Skills				1.33	5.50	5.00	4.50	4.50	5.50	4.75	5.50	4.50	5.00			4.96
Judges Total Program Component Score (factored)															19.99	
Deductions:														0.00		

Rank	Name	Nation	Starting Number	Total Segment Score	Total Element Score	Total Program Component Score (factored)						Total Deductions				
23	Viktoriiia AZROIAN / Artur GRUZDEV	ARM	2	40.89	23.00	19.89						-2.00				
#	Executed Elements	Info	Base Value	GOE	J1	J2	J3	J4	J5	J6	J7	J8	J9	Ref.	Scores of Panel	
1	ChRS1		2.00	1.29	0	1	1	0	1	1	1	1	1		3.29	
2	RoLi*+EXEL	*	0.00	0.00	-	-	-	-	-	-	-	-	-		0.00	
3	SqTwW2+SqTwM1	F	5.59	-2.63	-3	-4	-5	-3	-4	-3	-3	-3	-3		2.96	
4	DiStW1+DiStM1		6.96	-0.30	-1	-1	0	0	0	0	0	-1	0		6.66	
5	PStB		5.00	-0.43	0	-1	0	-1	0	-1	0	-1	-1		4.57	
6	RoLi4		5.45	0.07	0	0	0	1	0	0	1	0	0		5.52	
			25.00											23.00		
Program Components				Factor												
Composition				1.33	5.50	5.00	5.25	4.75	5.25	5.00	5.50	4.75	4.75			5.07
Presentation				1.33	5.00	4.50	5.00	4.50	5.25	5.25	5.25	4.75	4.50			4.89
Skating Skills				1.33	5.25	5.25	5.00	4.50	5.00	5.00	5.50	4.75	4.75			5.00
Judges Total Program Component Score (factored)															19.89	
Deductions: Falls														-1.00 (1) Extra element by verification	-1.00	
														-2.00		

Legend:

#	Sequence number	GOE	Grade of Execution	Jx	Judges (x=1-9)	Ref.	Referee
*	Invalid element	ExEI	Extra Element	F	Fall		

RESULTS
ICE DANCE FREE DANCE

Pl.	Name	Nation	Total Segment Score
1	Charlene GUIGNARD / Marco FABBRI	ITA	124.91
2	Lilah FEAR / Lewis GIBSON	GBR	123.77
3	Juulia TURKKILA / Matthias VERSLUIS	FIN	120.65
4	Allison REED / Saulius AMBRULEVICIUS	LTU	118.34
5	Evgeniia LOPAREVA / Geoffrey BRISSAUD	FRA	115.36
6	Natalie TASCHLEROVA / Filip TASCHLER	CZE	111.43
7	Loicia DEMOUGEOT / Theo le MERCIER	FRA	107.41
8	Maria KAZAKOVA / Georgy REVIYA	GEO	107.27
9	Mariia IGNATEVA / Danijil Leonyidovics SZEMKO	HUN	102.04
10	Jennifer JANSE van RENSBURG / Benjamin STEFFAN	GER	101.27
11	Victoria MANNI / Carlo ROETHLISBERGER	ITA	99.98
12	Mariia HOLUBTSOVA / Kyryl BIELOBROV	UKR	95.99
13	Mariia NOSOVITSKAYA / Mikhail NOSOVITSKIY	ISR	94.80
14	Anna SIMOVA / Kirill AKSENOV	SVK	90.86
15	Mariia PINCHUK / Mykyta POGORIELOV	UKR	89.01
16	Anastasia POLIBINA / Pavel GOLOVISHNIKOV	POL	84.44
17	Paulina RAMANAUSKAITE / Deividas KIZALA	LTU	81.14
18	Samantha RITTER / Daniel BRYKALOV	AZE	80.63
19	Hanna JAKUCS / Alessio GALLI	NED	76.89
20	Aurelija IPOLITO / Luke RUSSELL	LAT	73.47



Mr. Csaba BALINT, ISU
Referee



Mr. Shawn RETTSTATT, ISU
Technical Controller



PANEL OF JUDGES

ICE DANCE FREE DANCE

Officials

Technical Controller	Mr. Shawn RETTSTATT	ISU
Technical Specialist	Ms. Marie BOWNESS	ISU
Technical Specialist	Ms. Joanna BUDNER-SZUMAN	ISU

Judges

Referee	Mr. Csaba BALINT	ISU
Judge No. 1	Ms. Marta OLOZAGARRE	ISU
Judge No. 2	Mr. Massimo ORLANDINI	ISU
Judge No. 3	Mr. Szilard TOTH	ISU
Judge No. 4	Mr. Christian BAUMANN	ISU
Judge No. 5	Mr. Miroslav MISUREC	ISU
Judge No. 6	Mr. Jeroen PRINS	ISU
Judge No. 7	Mr. Stephen FERNANDEZ	ISU
Judge No. 8	Ms. Larissa SHULJATEVA	ISU
Judge No. 9	Ms. Jezabel DABOUIS	ISU

Data/Replay Operator

Data Operator	Ms. Daiana ALLEN	ISU
Replay Operator	Mr. Martin PAULMICHL	ISU



JUDGES DETAILS PER SKATER
ICE DANCE FREE DANCE

Rank	Name	Nation	Starting Number	Total Segment Score	Total Element Score	Total Program Component Score (factored)						Total Deductions				
1	Charlene GUIGNARD / Marco FABBRI	ITA	20	124.91	69.05	55.86						0.00				
#	Executed Elements	Info	Base Value	GOE	J1	J2	J3	J4	J5	J6	J7	J8	J9	Ref.	Scores of Panel	
1	DSP4		6.00	2.09	4	4	4	4	3	3	5	4	3		8.09	
2	SILi4		5.45	1.58	3	4	3	3	4	3	3	3	4		7.03	
3	SyTwW3+SyTwM4		6.47	2.18	2	4	3	3	3	3	3	3	3		8.65	
4	OFTW2+OFTM1		5.09	2.18	3	4	3	3	3	3	3	3	3		7.27	
5	StaLi4+RoLi4		10.90	3.29	3	4	4	3	4	4	3	3	3		14.19	
6	ChSt1		1.10	3.32	4	4	5	4	3	4	4	4	4		4.42	
7	CiStW3+CiStM2		7.83	3.44	3	4	3	3	3	3	4	4	3		11.27	
8	ChSl1		1.10	3.08	2	4	3	4	3	4	4	4	4		4.18	
9	ChSp1		1.10	2.85	3	3	4	4	3	4	4	3	3		3.95	
			45.04												69.05	
Program Components				Factor												
Composition				2.00	9.25	9.50	9.50	9.25	9.25	9.50	9.50	9.25	9.25	9.50		9.32
Presentation				2.00	9.00	9.50	9.50	9.25	9.50	9.50	9.25	9.50	9.50	9.50		9.43
Skating Skills				2.00	8.75	9.50	9.25	9.00	9.25	9.00	9.25	9.50	9.00		9.18	
Judges Total Program Component Score (factored)														55.86		
Deductions:													0.00			

Rank	Name	Nation	Starting Number	Total Segment Score	Total Element Score	Total Program Component Score (factored)						Total Deductions				
2	Lilah FEAR / Lewis GIBSON	GBR	19	123.77	69.05	54.72						0.00				
#	Executed Elements	Info	Base Value	GOE	J1	J2	J3	J4	J5	J6	J7	J8	J9	Ref.	Scores of Panel	
1	StaLi4+RoLi4		10.90	3.98	5	5	4	3	4	4	4	4	4		14.88	
2	SyTwW4+SyTwM4		6.84	2.28	3	3	4	3	3	3	3	3	4		9.12	
3	MiStW2+MiStM2		7.46	2.84	3	3	3	2	3	2	3	2	3		10.30	
4	OFTW2+OFTM3		5.72	2.28	4	4	3	3	3	2	3	3	3		8.00	
5	DSP4		6.00	1.85	3	4	3	3	4	3	4	3	3		7.85	
6	CuLi3		4.70	1.65	4	3	3	4	4	3	4	3	3		6.35	
7	ChTw1		1.10	3.20	5	3	4	3	3	4	5	4	4		4.30	
8	ChSt1		1.10	3.56	3	4	4	5	5	4	5	4	4		4.66	
9	ChLi1		1.10	2.49	4	3	2	3	3	1	4	4	2		3.59	
			44.92												69.05	
Program Components				Factor												
Composition				2.00	9.00	9.25	9.25	9.00	9.25	8.50	9.25	9.50	9.50	9.00		9.14
Presentation				2.00	9.25	9.50	9.25	9.25	9.25	8.75	9.50	9.50	9.50	9.50		9.36
Skating Skills				2.00	8.50	8.75	9.00	8.75	9.00	7.75	9.25	9.25	8.75		8.86	
Judges Total Program Component Score (factored)														54.72		
Deductions:													0.00			

JUDGES DETAILS PER SKATER
ICE DANCE FREE DANCE

Rank	Name	Nation	Starting Number	Total Segment Score	Total Element Score	Total Program Component Score (factored)						Total Deductions				
3	Juulia TURKKILA / Matthias VERSLUIS	FIN	18	120.65	68.09	52.56						0.00				
#	Executed Elements	Info	Base Value	GOE	J1	J2	J3	J4	J5	J6	J7	J8	J9	Ref.	Scores of Panel	
1	OFTW2+OFTM3		5.72	2.18	3	3	3	4	3	3	3	3	3		7.90	
2	SILi4		5.45	1.85	5	4	3	5	4	4	4	3	3		7.30	
3	SyTwW3+SyTwM3		6.10	1.56	1	2	2	2	2	2	3	2	3		7.66	
4	ChAJ1		1.10	2.49	3	3	3	3	3	3	3	3	4		3.59	
5	StaLi4+RoLi4		10.90	4.11	4	5	3	5	5	5	4	3	4		15.01	
6	MiStW2+MiStM3		7.83	3.14	3	3	2	3	3	3	3	3	3		10.97	
7	DSP4		6.00	1.77	2	3	3	3	3	4	4	3	3		7.77	
8	ChSt1		1.10	2.61	4	3	3	5	3	3	3	3	3		3.71	
9	ChLi1		1.10	3.08	4	4	3	4	4	3	4	4	3		4.18	
			45.30												68.09	
Program Components				Factor												
Composition				2.00	9.00	9.25	8.25	9.50	8.75	8.50	8.50	8.75	8.50			8.75
Presentation				2.00	9.00	9.25	8.50	9.50	8.75	9.00	8.75	8.75	8.75			8.89
Skating Skills				2.00	8.50	8.50	8.25	9.25	8.50	9.50	8.75	8.50	8.50			8.64
Judges Total Program Component Score (factored)														52.56		
Deductions:														0.00		

Rank	Name	Nation	Starting Number	Total Segment Score	Total Element Score	Total Program Component Score (factored)						Total Deductions				
4	Allison REED / Saulius AMBRULEVICIUS	LTU	17	118.34	66.84	51.50						0.00				
#	Executed Elements	Info	Base Value	GOE	J1	J2	J3	J4	J5	J6	J7	J8	J9	Ref.	Scores of Panel	
1	CuLi4+RoLi4		10.90	2.88	3	3	3	3	3	2	3	3	3		13.78	
2	OFTW1+OFTM2		5.09	1.77	3	2	3	2	2	2	3	3	2		6.86	
3	SyTwW4+SyTwM4		6.84	2.08	2	2	3	3	3	3	3	3	3		8.92	
4	DSP4		6.00	1.53	3	2	3	3	2	4	2	3	3		7.53	
5	MiStW2+MiStM3		7.83	2.84	3	2	3	2	3	3	3	3	2		10.67	
6	ChSt1		1.10	2.49	3	3	3	3	3	3	2	3	3		3.59	
7	StaLi4		5.45	1.44	2	3	3	3	3	3	4	3	3		6.89	
8	ChSt1		1.10	3.08	4	3	4	4	3	4	4	4	3		4.18	
9	ChLi1		1.10	3.32	4	3	4	5	4	5	4	4	3		4.42	
			45.41												66.84	
Program Components				Factor												
Composition				2.00	9.00	8.50	9.00	8.75	8.50	8.50	8.50	9.00	8.25			8.68
Presentation				2.00	8.75	8.25	9.00	8.75	8.50	9.25	8.75	9.00	8.25			8.71
Skating Skills				2.00	8.75	8.00	8.75	8.75	8.25	7.75	8.00	8.75	8.00			8.36
Judges Total Program Component Score (factored)														51.50		
Deductions:														0.00		

JUDGES DETAILS PER SKATER
ICE DANCE FREE DANCE

Rank	Name	Nation	Starting Number	Total Segment Score	Total Element Score	Total Program Component Score (factored)						Total Deductions				
5	Evgeniia LOPAREVA / Geoffrey BRISSAUD	FRA	15	115.36	64.72	50.64						0.00				
#	Executed Elements	Info	Base Value	GOE	J1	J2	J3	J4	J5	J6	J7	J8	J9	Ref.	Scores of Panel	
1	ChSp1		1.10	2.37	3	3	3	3	2	3	2	3	3		3.47	
2	ChSt1		1.10	2.49	3	3	3	4	2	3	2	3	4		3.59	
3	RoLi4		5.45	1.44	3	3	3	3	3	4	2	3	3		6.89	
4	SyTwW4+SyTwM4		6.84	2.18	3	3	3	3	3	4	3	3	3		9.02	
5	DSp3		5.25	1.45	3	3	2	3	2	1	2	3	3		6.70	
6	OFTW2+OFTM3		5.72	2.08	3	3	3	3	2	3	2	3	4		7.80	
7	CuLi4		5.45	1.03	1	2	2	3	2	2	2	3	2		6.48	
8	CiStW3+CiStM2		7.83	2.84	2	3	2	3	2	3	3	3	3		10.67	
9	ChAJ1		1.10	1.90	3	3	2	3	2	2	2	2	2		3.00	
10	SILi4		5.45	1.65	3	4	3	5	3	4	4	2	3		7.10	
			45.29												64.72	
Program Components			Factor													
Composition			2.00	7.75	9.00	8.50	8.75	8.00	8.75	8.00	8.75	8.50	8.50			8.46
Presentation			2.00	8.00	8.50	8.75	9.00	8.25	9.00	8.25	9.00	8.25	9.00	8.25		8.57
Skating Skills			2.00	7.50	8.25	8.50	8.75	8.00	8.00	8.25	8.50	8.50			8.29	
Judges Total Program Component Score (factored)																50.64
Deductions:																0.00

Rank	Name	Nation	Starting Number	Total Segment Score	Total Element Score	Total Program Component Score (factored)						Total Deductions				
6	Natalie TASCHEROVA / Filip TASCHLER	CZE	16	111.43	63.07	49.36						-1.00				
#	Executed Elements	Info	Base Value	GOE	J1	J2	J3	J4	J5	J6	J7	J8	J9	Ref.	Scores of Panel	
1	CuLi4+CuLi4		10.90	2.88	3	4	3	3	3	3	3	3	3		13.78	
2	DiStW3+DiStM2		7.83	2.53	3	3	3	2	2	2	2	3	2		10.36	
3	OFTW2+OFTM2		5.34	2.18	3	4	3	3	3	3	2	3	3		7.52	
4	StaLi4		5.45	1.37	2	3	2	4	3	3	3	3	3		6.82	
5	ChSt1		1.10	2.49	4	3	3	3	2	3	3	3	3		3.59	
6	SyTwW4+SyTwM4		6.84	1.87	1	3	3	3	2	2	3	2	3		8.71	
7	DSp4		6.00	1.13	2	2	2	2	2	3	2	2	2		7.13	
8	ChSl1		1.10	1.66	2	2	2	2	2	2	2	2	2		2.76	
9	ChSp1		1.10	1.30	1	2	2	1	1	0	2	2	2		2.40	
			45.66												63.07	
Program Components			Factor													
Composition			2.00	8.50	8.50	8.25	8.50	8.25	7.00	8.00	8.75	8.00				8.29
Presentation			2.00	8.00	8.50	8.50	8.50	8.25	8.25	8.25	8.25	8.75	8.00			8.32
Skating Skills			2.00	8.25	8.00	8.25	8.25	8.25	7.50	7.75	8.50	7.75				8.07
Judges Total Program Component Score (factored)																49.36
Deductions:			Time violation -1.00													-1.00

JUDGES DETAILS PER SKATER
ICE DANCE FREE DANCE

Rank	Name	Nation	Starting Number	Total Segment Score	Total Element Score	Total Program Component Score (factored)						Total Deductions				
7	Loicia DEMOUGEOT / Theo le MERCIER	FRA	14	107.41	60.77	46.64						0.00				
#	Executed Elements	Info	Base Value	GOE	J1	J2	J3	J4	J5	J6	J7	J8	J9	Ref.	Scores of Panel	
1	SyTwW4+SyTwM4		6.84	1.97	3	3	3	2	3	2	3	2	3		8.81	
2	StaLi4+RoLi4		10.90	2.06	2	2	2	2	2	2	2	3	3		12.96	
3	DSp4		6.00	1.29	3	3	2	2	2	2	2	2	3		7.29	
4	MiStW2+MiStM2		7.46	2.08	2	2	2	2	2	1	2	2	3		9.54	
5	OFTW1+OFTM2		5.09	1.46	1	2	2	2	2	2	2	2	2		6.55	
6	SILi4		5.45	1.30	2	3	3	3	2	2	3	3	4		6.75	
7	ChAJ1		1.10	1.78	2	2	2	1	2	2	2	3	3		2.88	
8	ChSp1		1.10	1.66	2	2	2	2	2	2	2	2	2		2.76	
9	ChSt1		1.10	2.13	2	3	3	2	2	2	3	3	3		3.23	
			45.04												60.77	
Program Components				Factor												
Composition				2.00	7.75	8.25	8.00	8.25	8.25	7.75	6.75	7.50	8.00	8.00		7.89
Presentation				2.00	7.50	8.00	8.25	8.00	8.00	6.50	7.75	7.75	7.75	7.75		7.82
Skating Skills				2.00	7.50	7.50	8.00	8.00	7.75	7.00	7.00	7.75	7.75		7.61	
Judges Total Program Component Score (factored)																46.64
Deductions:															0.00	

Rank	Name	Nation	Starting Number	Total Segment Score	Total Element Score	Total Program Component Score (factored)						Total Deductions				
8	Maria KAZAKOVA / Georgy REVIYA	GEO	13	107.27	61.71	45.56						0.00				
#	Executed Elements	Info	Base Value	GOE	J1	J2	J3	J4	J5	J6	J7	J8	J9	Ref.	Scores of Panel	
1	DSp3		5.25	1.21	2	3	2	2	2	2	2	3	2		6.46	
2	SILi4+RoLi4		10.90	2.88	3	3	3	3	3	3	3	3	3		13.78	
3	SyTwW4+SyTwM4		6.84	1.46	1	2	2	2	2	2	2	2	3		8.30	
4	MiStW4+MiStM3		8.58	2.08	2	2	2	2	2	1	2	3	2		10.66	
5	ChSp1		1.10	2.13	3	3	2	3	2	2	2	3	3		3.23	
6	ChSt1		1.10	1.19	1	2	3	1	1	1	2	2	1		2.29	
7	OFTW3+OFTM2		5.72	1.56	2	3	2	2	1	2	2	3	2		7.28	
8	StaLi4		5.45	1.03	2	3	2	2	2	2	2	3	2		6.48	
9	ChSl1		1.10	2.13	2	2	3	4	2	3	2	4	2		3.23	
			46.04												61.71	
Program Components				Factor												
Composition				2.00	7.00	7.75	7.50	8.00	7.75	6.50	7.25	8.50	7.75		7.57	
Presentation				2.00	7.25	7.75	7.75	7.75	7.50	5.75	7.50	8.50	7.50		7.57	
Skating Skills				2.00	7.50	7.50	7.75	8.00	7.75	7.50	7.50	8.25	7.50		7.64	
Judges Total Program Component Score (factored)																45.56
Deductions:															0.00	

JUDGES DETAILS PER SKATER
ICE DANCE FREE DANCE

Rank	Name	Nation	Starting Number	Total Segment Score	Total Element Score	Total Program Component Score (factored)	Total Deductions
9	Mariia IGNATEVA / Danijil Leonyidovics SZEMKO	HUN	11	102.04	57.76	44.28	0.00

#	Executed Elements	Info	Base Value	GOE	J1	J2	J3	J4	J5	J6	J7	J8	J9	Ref.	Scores of Panel
1	SyTwW4+SyTwM4		6.84	1.87	3	2	3	2	2	3	3	2	3		8.71
2	CuLi4		5.45	0.96	2	2	2	2	2	2	2	2	2		6.41
3	OFTW1+OFTM1		4.84	1.35	1	2	2	2	1	2	2	2	2		6.19
4	DiStW2+DiStM2		7.46	1.78	1	1	2	2	2	1	2	2	2		9.24
5	DSp3		5.25	0.56	2	1	1	-1	1	1	2	1	0		5.81
6	ChSl1		1.10	1.30	1	1	2	2	2	1	1	2	2		2.40
7	SILi4+RoLi4		10.90	1.51	1	2	2	1	2	1	1	2	3		12.41
8	ChSt1		1.10	2.49	3	3	3	3	2	3	3	3	3		3.59
9	ChLi1		1.10	1.90	1	2	2	3	2	2	3	2	3		3.00
			44.04												57.76
Program Components			Factor												
Composition			2.00	7.50	7.25	7.50	7.50	7.50	7.50	6.00	7.50	7.50	7.50		7.46
Presentation			2.00	7.50	7.25	7.50	7.50	7.50	8.25	7.50	7.50	7.50	7.50		7.50
Skating Skills			2.00	7.25	7.00	7.50	7.25	7.25	6.50	7.00	7.25	7.25		7.18	
Judges Total Program Component Score (factored)														44.28	

Deductions:
0.00

Rank	Name	Nation	Starting Number	Total Segment Score	Total Element Score	Total Program Component Score (factored)	Total Deductions
10	Jennifer JANSE van RENSBURG / Benjamin STEFFAN	GER	12	101.27	57.33	44.94	-1.00

#	Executed Elements	Info	Base Value	GOE	J1	J2	J3	J4	J5	J6	J7	J8	J9	Ref.	Scores of Panel
1	OFTW2+OFTM2		5.34	1.35	2	2	2	2	1	2	1	2	3		6.69
2	RoLi3		4.70	1.37	3	3	2	3	3	3	2	3	4		6.07
3	DiStW2+DiStM2		7.46	2.08	2	2	2	2	2	2	1	2	2		9.54
4	DSp3		5.25	0.72	1	1	1	1	1	2	3	2	0		5.97
5	CuLi4		5.45	1.10	3	2	2	2	2	2	2	3	3		6.55
6	ChSp1		1.10	1.90	2	3	2	3	2	2	2	3	2		3.00
7	SyTwW4+SyTwM4		6.84	0.72	1	1	1	1	1	1	1	2	0		7.56
8	SILi4	>	5.45	1.10	2	3	2	3	2	2	2	3	2		6.55
9	ChSt1		1.10	1.78	1	3	2	2	2	3	1	3	2		2.88
10	ChAJ1		1.10	1.42	2	2	1	1	2	2	1	2	2		2.52
			43.79												57.33
Program Components			Factor												
Composition			2.00	7.50	7.75	7.50	8.00	7.50	8.00	7.00	8.00	8.00	7.50		7.68
Presentation			2.00	7.00	7.50	7.25	7.75	7.75	7.50	7.00	8.00	7.75		7.50	
Skating Skills			2.00	7.25	7.25	7.00	8.00	7.50	7.00	7.00	7.50	7.50		7.29	
Judges Total Program Component Score (factored)														44.94	

Deductions: Extended lifts

-1.00

-1.00

JUDGES DETAILS PER SKATER
ICE DANCE FREE DANCE

Rank	Name	Nation	Starting Number	Total Segment Score	Total Element Score	Total Program Component Score (factored)						Total Deductions				
11	Victoria MANNI / Carlo ROETHLISBERGER	ITA	10	99.98	57.62	42.36						0.00				
#	Executed Elements	Info	Base Value	GOE	J1	J2	J3	J4	J5	J6	J7	J8	J9	Ref.	Scores of Panel	
1	DiStW2+DiStM2		7.46	1.63	1	1	2	2	2	2	2	1	1		9.09	
2	SiLi4		5.45	0.82	1	2	2	2	1	2	2	1	2		6.27	
3	OFTW2+OFTM2		5.34	0.72	2	1	1	1	1	1	1	1	1		6.06	
4	CuLi4		5.45	0.96	2	2	1	2	2	2	2	2	2		6.41	
5	ChSi1		1.10	1.54	1	3	2	2	2	1	2	1	3		2.64	
6	DSP4		6.00	1.05	2	2	1	2	2	2	2	2	1		7.05	
7	ChSt1		1.10	1.66	2	2	2	2	2	2	2	1	2		2.76	
8	SyTwW3+SyTwM4		6.47	1.25	1	1	2	2	2	1	3	2	2		7.72	
9	RoLi4		5.45	0.82	1	2	1	2	2	3	3	1	1		6.27	
10	ChLi1		1.10	2.25	3	3	2	3	2	3	2	3	3		3.35	
			44.92												57.62	
Program Components			Factor													
Composition			2.00	6.75	7.25	6.75	7.50	7.00	6.25	7.50	6.75	7.25				7.04
Presentation			2.00	7.00	7.25	7.00	7.25	7.00	7.50	7.50	6.75	7.50				7.21
Skating Skills			2.00	6.50	7.00	6.75	7.25	6.75	7.00	7.25	6.50	7.25				6.93
Judges Total Program Component Score (factored)																42.36
Deductions:															0.00	

Rank	Name	Nation	Starting Number	Total Segment Score	Total Element Score	Total Program Component Score (factored)						Total Deductions					
12	Maria HOLUBTSOVA / Kyril BIELOBROV	UKR	8	95.99	54.93	41.06						0.00					
#	Executed Elements	Info	Base Value	GOE	J1	J2	J3	J4	J5	J6	J7	J8	J9	Ref.	Scores of Panel		
1	StaLi4+RoLi4		10.90	2.33	3	2	2	3	3	2	2	2	3		13.23		
2	OFTW2+OFTM2		5.34	1.25	2	1	2	1	1	2	2	2	2		6.59		
3	SyTwW4+SyTwM4		6.84	1.04	2	1	2	2	2	1	1	1	1		7.88		
4	MiStW1+MiStM2		7.21	1.19	1	1	1	2	1	1	2	1	1		8.40		
5	DSP4		6.00	0.89	2	2	1	2	1	1	2	2	1		6.89		
6	CuLi4		5.45	0.69	2	1	1	2	1	1	2	1	2		6.14		
7	ChSt1		1.10	0.95	2	1	1	1	1	1	1	2	1		2.05		
8	ChLi1		1.10	0.36	1	0	0	0	1	1	1	0	0		1.46		
9	ChSp1		1.10	1.19	1	0	1	2	1	2	2	2	1		2.29		
			45.04												54.93		
Program Components			Factor														
Composition			2.00	6.75	7.00	6.50	7.25	6.75	6.75	6.50	7.00	7.00				6.82	
Presentation			2.00	7.00	7.00	6.50	7.00	7.00	6.50	7.00	6.75	7.50				6.89	
Skating Skills			2.00	6.75	6.75	6.50	7.25	6.75	6.75	6.75	6.75	6.75	7.25				6.82
Judges Total Program Component Score (factored)																41.06	
Deductions:															0.00		

JUDGES DETAILS PER SKATER
ICE DANCE FREE DANCE

Rank	Name	Nation	Starting Number	Total Segment Score	Total Element Score	Total Program Component Score (factored)	Total Deductions
13	Mariia NOSOVITSKAYA / Mikhail NOSOVITSKIY	ISR	9	94.80	54.28	40.52	0.00

#	Executed Elements	Info	Base Value	GOE	J1	J2	J3	J4	J5	J6	J7	J8	J9	Ref.	Scores of Panel		
1	OFTW1+OFTM1		4.84	0.93	1	1	1	1	0	1	2	2	2		5.77		
2	SILi4+RoLi4		10.90	1.92	3	2	2	2	2	1	1	2	3		12.82		
3	DSp4		6.00	0.97	2	1	1	2	2	0	2	2	2		6.97		
4	SyTwW3+SyTwM4		6.47	0.93	1	1	2	1	1	1	2	1	2		7.40		
5	StaLi4		5.45	0.75	1	1	2	3	2	1	2	1	2		6.20		
6	DiStW2+DiStM2		7.46	1.04	1	1	1	1	1	1	1	0	1		8.50		
7	ChS11		1.10	1.19	2	1	1	2	1	2	1	1	2		2.29		
8	ChSt1		1.10	1.54	1	1	2	2	2	2	2	2	2		2.64		
9	ChAJ1		1.10	0.59	0	1	1	0	0	1	1	1	2		1.69		
			44.42												54.28		
Program Components			Factor														
	Composition			2.00	6.50	7.00	6.75	7.25	6.75	6.50	6.50	6.75	7.25		6.79		
	Presentation			2.00	6.75	7.00	6.75	7.00	6.75	6.25	6.75	6.50	7.25		6.79		
	Skating Skills			2.00	6.75	6.50	6.50	7.00	6.50	6.75	6.75	6.50	7.25		6.68		
	Judges Total Program Component Score (factored)														40.52		

Deductions: **0.00**

Rank	Name	Nation	Starting Number	Total Segment Score	Total Element Score	Total Program Component Score (factored)	Total Deductions
14	Anna SIMOVA / Kirill AKSENOV	SVK	6	90.86	52.20	38.66	0.00

#	Executed Elements	Info	Base Value	GOE	J1	J2	J3	J4	J5	J6	J7	J8	J9	Ref.	Scores of Panel		
1	OFTW2+OFTM2		5.34	0.83	1	1	1	1	1	1	2	2	1		6.17		
2	SyTwW4+SyTwM4		6.84	0.83	1	1	1	1	0	1	2	1	2		7.67		
3	DSp4		6.00	0.72	1	1	1	2	1	2	2	1	1		6.72		
4	CuLi4+RoLi4		10.90	0.69	0	2	1	1	1	0	0	1	1		11.59		
5	DiStW2+DiStM2		7.46	0.89	1	1	0	1	1	1	1	1	0		8.35		
6	StaLi3		4.70	0.62	1	2	2	2	1	1	1	1	1		5.32		
7	ChSt1		1.10	1.30	1	2	2	1	2	1	2	2	1		2.40		
8	ChS11		1.10	0.83	1	1	1	1	1	2	1	1	1		1.93		
9	ChLi1		1.10	0.95	1	1	0	2	1	1	2	1	1		2.05		
			44.54												52.20		
Program Components			Factor														
	Composition			2.00	6.50	7.00	6.25	6.25	6.50	5.75	6.25	6.50	6.25		6.36		
	Presentation			2.00	6.75	7.00	6.50	6.25	6.50	6.75	6.75	6.50	6.50		6.61		
	Skating Skills			2.00	6.75	6.50	6.25	6.00	6.25	6.50	6.50	6.25	6.25		6.36		
	Judges Total Program Component Score (factored)														38.66		

Deductions: **0.00**

JUDGES DETAILS PER SKATER
ICE DANCE FREE DANCE

Rank	Name	Nation	Starting Number	Total Segment Score	Total Element Score	Total Program Component Score (factored)						Total Deductions				
15	Mariia PINCHUK / Mykyta POGORIELOV	UKR	7	89.01	50.23	38.78						0.00				
#	Executed Elements	Info	Base Value	GOE	J1	J2	J3	J4	J5	J6	J7	J8	J9	Ref.	Scores of Panel	
1	ChSt1		1.10	1.07	1	1	1	2	1	1	1	2	2		2.17	
2	StaLi4		5.45	0.82	1	1	2	1	2	2	2	2	3		6.27	
3	SyTwW2+SyTwM2		5.34	0.41	0	0	0	0	0	1	2	2	1		5.75	
4	SILi4		5.45	0.55	0	1	1	1	1	1	1	2	2		6.00	
5	ChSp1		1.10	0.59	1	0	0	2	1	0	1	1	1		1.69	
6	DiStW1+DiStM3		7.58	0.89	1	0	0	1	1	1	1	2	1		8.47	
7	OFTW1+OFTM1		4.84	0.51	1	0	1	1	0	0	1	2	1		5.35	
8	DSP4		6.00	0.40	1	1	0	0	1	1	1	1	0		6.40	
9	RoLi4		5.45	0.75	1	1	1	2	2	2	1	2	2		6.20	
10	ChSt1		1.10	0.83	0	1	0	1	1	1	1	2	3		1.93	
			43.41												50.23	
Program Components			Factor													
Composition			2.00	6.25	6.50	6.00	6.25	6.50	6.50	6.50	6.50	7.25	7.00			6.50
Presentation			2.00	6.50	6.50	6.00	6.25	6.50	5.75	6.25	7.25	7.25				6.46
Skating Skills			2.00	6.50	6.50	6.25	6.00	6.25	6.25	6.50	6.75	7.25				6.43
Judges Total Program Component Score (factored)																38.78
Deductions:																0.00

Rank	Name	Nation	Starting Number	Total Segment Score	Total Element Score	Total Program Component Score (factored)						Total Deductions				
16	Anastasia POLIBINA / Pavel GOLOVISHNIKOV	POL	4	84.44	49.38	36.06						-1.00				
#	Executed Elements	Info	Base Value	GOE	J1	J2	J3	J4	J5	J6	J7	J8	J9	Ref.	Scores of Panel	
1	DSP4		6.00	0.08	0	0	0	0	1	0	2	0	0		6.08	
2	SyTwW3+SyTwM4		6.47	0.41	-1	0	1	-1	1	1	1	1	1		6.88	
3	OFTW1+OFTM2		5.09	0.72	1	1	1	1	0	1	1	1	1		5.81	
4	DiStW2+DiStM2		7.46	0.15	-1	0	0	1	1	0	0	0	0		7.61	
5	CuLi4+CuLi4		10.90	0.96	1	1	1	2	1	1	1	1	0		11.86	
6	RoLi4		5.45	0.62	1	1	2	2	2	0	1	1	1		6.07	
7	ChLi1		1.10	0.71	0	1	0	1	1	1	1	1	1		1.81	
8	ChSt1		1.10	0.47	1	1	1	0	1	0	0	1	0		1.57	
9	ChSp1		1.10	0.59	0	0	1	1	1	1	1	0	2		1.69	
			44.67												49.38	
Program Components			Factor													
Composition			2.00	5.25	6.25	6.25	6.00	6.25	4.75	5.75	6.50	6.00				5.96
Presentation			2.00	5.50	6.00	6.50	5.75	6.00	5.50	6.25	6.50	6.00				6.00
Skating Skills			2.00	5.50	6.00	6.25	6.25	6.25	6.25	5.50	6.25	6.00				6.07
Judges Total Program Component Score (factored)																36.06
Deductions:			Falls	-1.00 (1)												-1.00

JUDGES DETAILS PER SKATER
ICE DANCE FREE DANCE

Rank	Name	Nation	Starting Number	Total Segment Score	Total Element Score	Total Program Component Score (factored)						Total Deductions				
17	Paulina RAMANAUSKAITE / Deividas KIZALA	LTU	5	81.14	44.28	36.86						0.00				
#	Executed Elements	Info	Base Value	GOE	J1	J2	J3	J4	J5	J6	J7	J8	J9	Ref.	Scores of Panel	
1	OFTW2+OFTM2		5.34	0.62	0	1	1	2	-1	1	2	1	0		5.96	
2	CiStW1+CiStM1		6.96	0.45	0	0	0	1	0	1	1	1	0		7.41	
3	SyTwW2+SyTwM2		5.34	-1.46	-2	-2	-2	-2	-2	-2	-2	-2	-2		3.88	
4	ChSt1		1.10	0.59	1	1	1	1	1	0	0	0	2		1.69	
5	DSP4		6.00	-0.16	0	0	0	-1	-1	-1	1	0	0		5.84	
6	SILi4		5.45	0.48	1	1	1	1	1	1	1	1	0		5.93	
7	CuLi3+RoLi4		10.15	0.69	0	1	1	0	1	0	1	1	1		10.84	
8	ChSt1		1.10	0.29	0	0	-1	1	1	2	-1	1	-1		1.39	
9	ChTw1		1.10	0.24	1	0	0	0	1	1	0	0	0		1.34	
			42.54												44.28	
Program Components			Factor													
Composition			2.00	6.25	6.25	6.00	6.00	6.25	6.00	6.25	5.00	6.00	6.75	6.25		6.14
Presentation			2.00	6.00	6.00	6.25	6.00	6.25	6.50	5.50	6.50	6.50	6.25	6.00		6.18
Skating Skills			2.00	6.25	6.00	6.00	5.75	6.25	6.50	6.50	5.50	6.25	6.25			6.11
Judges Total Program Component Score (factored)														36.86		
Deductions:														0.00		
Violation of choreo restrictions			(1 of 10)													

Rank	Name	Nation	Starting Number	Total Segment Score	Total Element Score	Total Program Component Score (factored)						Total Deductions				
18	Samantha RITTER / Daniel BRYKALOV	AZE	2	80.63	46.99	33.64						0.00				
#	Executed Elements	Info	Base Value	GOE	J1	J2	J3	J4	J5	J6	J7	J8	J9	Ref.	Scores of Panel	
1	DSP2		4.50	0.56	1	1	1	2	1	1	1	1	1		5.06	
2	CuLi4+StaLi4		10.90	0.96	1	1	1	2	1	1	1	1	1		11.86	
3	SyTwW4+SyTwM4		6.84	0.72	1	1	1	1	1	1	1	1	0		7.56	
4	ChSp1		1.10	0.71	1	1	1	2	1	0	1	0	1		1.81	
5	RoLi3		4.70	0.34	1	1	1	2	1	-1	0	0	1		5.04	
6	OFTW2+OFTM1		5.09	0.31	1	0	0	1	0	-1	1	1	0		5.40	
7	DiStW1+DiStM1		6.96	0.15	1	0	0	1	0	0	0	0	-1		7.11	
8	ChSt1		1.10	0.24	0	0	1	1	0	1	0	0	0		1.34	
9	ChLi1		1.10	0.71	1	1	1	2	1	1	1	0	0		1.81	
			42.29												46.99	
Program Components			Factor													
Composition			2.00	5.75	5.75	5.75	5.75	5.75	4.50	5.25	5.75	5.75				5.68
Presentation			2.00	5.50	5.50	6.00	5.75	5.50	5.25	5.50	6.00	5.75				5.64
Skating Skills			2.00	5.75	5.50	5.75	5.50	5.75	5.00	4.75	5.50	5.50				5.50
Judges Total Program Component Score (factored)														33.64		
Deductions:														0.00		
Music requirements violation			(2 of 10)													

JUDGES DETAILS PER SKATER
ICE DANCE FREE DANCE

Rank	Name	Nation	Starting Number	Total Segment Score	Total Element Score	Total Program Component Score (factored)						Total Deductions				
19	Hanna JAKUCS / Alessio GALLI	NED	3	76.89	44.33	33.56						-1.00				
#	Executed Elements	Info	Base Value	GOE	J1	J2	J3	J4	J5	J6	J7	J8	J9	Ref.	Scores of Panel	
1	OFTW1+OFTM1		4.84	0.72	1	1	1	1	0	1	1	1	1		5.56	
2	SyTwW3+SyTwM3		6.10	-0.21	-1	-1	0	-1	0	1	0	0	0		5.89	
3	SILi4+StaLi3	>	10.15	0.41	0	0	2	0	1	0	1	0	1		10.56	
4	DiStW1+DiStM1		6.96	0.00	-1	0	0	0	0	1	1	-1	0		6.96	
5	DSp3		5.25	0.32	1	1	0	1	1	0	1	0	0		5.57	
6	ChSt1		1.10	0.21	0	0	1	-1	1	-1	1	0	0		1.31	
7	ChSp1		1.10	0.09	-1	-1	0	0	1	0	0	0	2		1.19	
8	CuLi4		5.45	0.27	-1	1	1	0	0	1	1	0	1		5.72	
9	ChSt1		1.10	0.47	0	1	1	0	1	1	1	-1	0		1.57	
			42.05												44.33	
Program Components				Factor												
Composition				2.00	5.25	6.00	5.75	5.75	5.75	5.75	5.75	5.75	5.50	5.75	5.71	
Presentation				2.00	5.00	5.75	5.75	5.50	5.75	5.50	6.00	5.50	6.00	6.00	5.68	
Skating Skills				2.00	5.25	5.25	5.50	5.50	5.50	5.25	5.50	5.25	6.00	5.39		
Judges Total Program Component Score (factored)																33.56
Deductions:				Extended lifts -1.00											-1.00	

Rank	Name	Nation	Starting Number	Total Segment Score	Total Element Score	Total Program Component Score (factored)						Total Deductions				
20	Aurelija IPOLITO / Luke RUSSELL	LAT	1	73.47	41.33	33.14						-1.00				
#	Executed Elements	Info	Base Value	GOE	J1	J2	J3	J4	J5	J6	J7	J8	J9	Ref.	Scores of Panel	
1	SyTwW4+SyTwM3		6.47	0.00	0	0	0	-1	-1	0	1	1	0		6.47	
2	RoLi4	>	5.45	0.14	0	0	1	1	0	0	1	0	0		5.59	
3	DSp2		4.50	-0.16	0	0	0	0	0	-1	-1	0	-1		4.34	
4	CiStW1+CiStM1		6.96	-0.15	0	0	0	0	-1	0	0	0	-1		6.81	
5	CuLi3+CuLi2		8.65	0.27	0	0	0	0	1	1	1	0	0		8.92	
6	ChLi1		1.10	0.21	-1	0	0	1	1	0	1	-1	0		1.31	
7	ChSt1		1.10	0.59	1	1	1	1	0	0	1	1	0		1.69	
8	OFTW1+OFTM1		4.84	-0.10	-1	0	0	0	0	-1	0	0	0		4.74	
9	ChSt1		1.10	0.36	0	0	1	2	1	0	0	-1	1		1.46	
			40.17												41.33	
Program Components				Factor												
Composition				2.00	5.50	5.75	5.25	6.00	5.75	5.25	5.50	5.75	5.75	5.75	5.61	
Presentation				2.00	5.25	5.75	5.50	5.75	5.50	6.25	5.75	5.75	5.50	5.64		
Skating Skills				2.00	5.25	5.00	5.50	5.50	5.50	4.50	5.25	5.50	5.25	5.32		
Judges Total Program Component Score (factored)																33.14
Deductions:				Extended lifts -1.00											-1.00	

Legend:							
#	Sequence number	GOE	Grade of Execution	Jx	Judges (x=1-9)	Ref.	Referee
>	Extended Dance Lift						



Dear Friends,

On behalf of the Finnish Figure Skating Association, it was our pleasure to host the ISU European Figure Skating Championships® 2023 in Espoo, Finland.

This was the fourth time that Finland hosted European Championships. It was again a great honor for us.

I would like to thank the competitors, coaches, officials, volunteers, partners and the audience who were involved in this event. I sincerely hope you enjoyed it as much as we did.

We wish joy and successful competitions to all skaters.

Sincerely,

Jouko Pitkänen
President
Finnish Figure Skating Association

Official ISU Sponsors



CITIZEN



KOSÉ



MARY COHR
PARIS