



Skate Canada
International

Internationaux
Patinage Canada

Halifax 2024

PROTOCOL



2024 Skate Canada International

October 25 - 27, 2024 Halifax, NS / CAN



Protocol

of the

ISU Grand Prix of Figure Skating® 2024 / 2025

2024 Skate Canada International

organized by

Skate Canada

with the authorization of the

International Skating Union

held in

Halifax, NS, CAN

October 24 to 27, 2024

The events of the
ISU Grand Prix of Figure Skating® 2024 Skate Canada International
took place at the

“Scotiabank Centre”

an artificial and heated indoor ice surface.

Official Partners:





2024 Skate Canada International

October 25 - 27, 2024 Halifax, NS / CAN



International Skating Union (ISU)

Council		
President:	Jae Youl Kim	Republic of Korea
1st Vice President		
Speed Skating:	Tron Espeli	Norway
Vice President		
Figure Skating:	Benoit Lavoie	Canada
Members		
Figure Skating:	Patricia St. Peter Tatsuro Matsumura Susanna Rahkamo György Elek Maria Teresa Samaranch	USA Japan Finland Hungary Spain
Speed Skating:	Suwanna Silpa-Archa Sergio Anesi Stoytcho G. Stoytchev Alexander Kibalko Albert Hazelhoff	Thailand Italy Bulgaria Russia Netherlands
Athletes Representative:	Eric Radford	Canada
Director General:	Colin Smith	Great Britain
Legal Advisors:	Michael Geistlinger	Austria
Figure Skating Technical Sports Director:	vacant	
Speed Skating Technical Sports Director:	Hugo Herrnhof	Italy
Technical Committees		
Single & Pair Skating		
Chairperson:	Fabio Bianchetti	Italy
Members:	Leena Laaksonen Yukiko Okabe Emilie Billow Susan Lynch	Finland Japan Sweden Australia
Appointed Skater:	Cong Han	China
Appointed Coach:	Patrick Meier	Switzerland
Ice Dance		
Chairperson:	Shawn Rettstatt	USA
Members:	Hilary Selby David Molina Ingrid Charlotte Wolter	Great Britain France Germany
Appointed Skater:	Kaitlyn Weaver	Canada
Appointed Coach:	Alper Uçar	Türkiye
Synchronized Skating		
Chairperson:	Philippe Maitrot	France
Members:	Petra Tyrbo Lois Long Nina Bischoff	Sweden USA Switzerland
Appointed Skater:	Ida Hellström	Finland
Appointed Coach:	Cathy Dalton	Canada

Official Partners:



Time Schedule

Thursday, October 24, 2024	10:30	Team Leaders Meeting
	11:30	Medical Meeting
	16:30	Referees and Technical Controllers Meeting
	17:30	Judges Meeting
Friday, October 25, 2024	18:00	PAIRS – Short Program
	19:25	WOMEN – Short Program
Saturday, October 26, 2024	13:15	ICE DANCE – Rhythm Dance
	14:55	MEN – Short Program
	17:35	PAIR – Free Skating
	19:10	WOMEN – Free Skating
		Victory Ceremonies Women and Pairs
Sunday October 27, 2024	12:00	MEN – Free Skating
	14:10	ICE DANCE – Free Dance
		Victory Ceremonies Dance and Men

Official Partners:



ISU Event Officials

ISU Representative Ms. Susanna RAHKAMO

ISU Assistant Event Manager Mr. Hirohiko SASO

Regional Assistant Event Manager Ms. Sabrina WONG

MEN

Referee Mr. Massimo ORLANDINI
 Technical Controller Ms. Emilie BILLOW
 Technical Specialist Mr. Michael HOPFES
 Technical Specialist Ms. Cathrine HESTENES
 Data Operator Mr. David SANTEE
 Replay Operator Ms. Eva MARTINEK

WOMEN

Referee Ms. Peggy GRAHAM
 Technical Controller Ms. Emilie BILLOW
 Technical Specialist Ms. Cathrine HESTENES
 Technical Specialist Mr. Michael HOPFES
 Data Operator Ms. Eva MARTINEK
 Replay Operator Mr. David SANTEE

PAIRS

Referee Mr. Massimo ORLANDINI
 Technical Controller Ms. Andrea DERBY
 Technical Specialist Mr. Peter CAIN
 Technical Specialist Mr. Alexander KOENIG
 Data Operator Mr. David SANTEE
 Replay Operator Ms. Eva MARTINEK

ICE DANCE

Referee Ms. Rossella CECCATTINI
 Technical Controller Ms. Ingrid Charlotte WOLTER
 Technical Specialist Ms. Marie BOWNESS
 Technical Specialist Ms. Maria BOROUNOV
 Data Operator Ms. Eva MARTINEK
 Replay Operator Mr. David SANTEE

Official Partners:





2024 Skate Canada International

October 25 - 27, 2024 Halifax, NS / CAN



Participating ISU Members and Entries

Member		Men	Women	Pairs	Ice Dance	Total
Australia	AUS	0	0	1	1	4
Azerbaijan	AZE	1	0	0	0	1
Canada	CAN	3	3	2	3	16
Czechia	CZE	0	0	0	1	2
France	FRA	1	0	0	1	3
Germany	GER	0	0	1	0	2
Israel	ISR	1	0	0	0	1
Italy	ITA	1	0	0	0	1
Japan	JPN	2	3	0	0	5
Republic of Korea	KOR	1	2	0	1	5
Netherlands	NED	0	0	1	0	2
Poland	POL	0	1	1	0	3
Switzerland	SUI	0	1	0	0	1
United States of America	USA	2	2	1	3	12
Uzbekistan	UZB	0	0	1	0	2
		12	12	8	10	60
Nations		8	6	7	6	15

22/10/2024 14:40:09
UTC

Official Partners:



ORGANIZING COMMITTEE (OC)

We are pleased to introduce the Skate Canada Organizing Committee that will be involved with the event execution.

President.....	Karen Butcher
Chief Executive Officer.....	Debra Armstrong
Senior Director, Events and Production Services.....	Terry Sheahan
Senior Director, Performance Excellence.....	Shae Zukiwsky
Communications and Brand Director.....	Karine Bédard
Senior Manager, Coaches.....	Josée Bourdon
Senior Manager, Communications.....	Julia Michalopoulos
Senior Manager, Performance Excellence and Officials.....	Laura Baker
Senior Manager, Competition Services.....	Norm Proft
Senior Communications Coordinator.....	Taryn Rerrie
Creative Services Lead.....	Lisa Mazzoni
Event Services Lead.....	Shannon Youmelle
Event Venue and Operations Lead.....	Cameron Shaw
Event Transportation and Accommodation Lead.....	Hannson Paul
Event Coordinator.....	Danielle Williams
Event Coordinator.....	Duncan Chan
Event Coordinator.....	Shay Ackerman
Social Media Coordinator.....	Jessica Levac-Sanchez

LOCAL ORGANIZING COMMITTEE (LOC)

We are pleased to introduce the 2024 Skate Canada International LOC that are the area team leaders for your respective roles.

Local Organizing Committee Chair.....	Sheila Beard
Volunteer Recruitment Director.....	Jill Knowles
Operations & Printing Coordinator.....	Diane Hopper
Catering Supervisor.....	Tanya Guilderson
Chief Medical Officer (CMO).....	Dr. Nathan Urguhart
Chief Therapist (CT).....	Amie Lee
Guest Program Supervisor.....	Darren Bogle
Hotel Services Supervisor.....	Alex Clarke
Ice Operations Supervisor.....	Sarah Miles
Flower Retriever Coordinator.....	Janet Harvey
Logistics Supervisor.....	Ross Ashbourne
Media Operations Supervisor.....	Marni Tuttle
Registration Supervisor.....	Susan Casey
Security Supervisor.....	Rozanne Raine
Transportation Supervisor.....	Jill Knowles
Airport Coordinator.....	Sheila Beard

Official Partners:



PAIRS

Scotiabank Center	25 OCT 2024	18:00	Short Program
	26 OCT 2024	17:35	Free Skating

Size of Skating Arena:	26m*61m
Ice Conditions:	very good
Number of Entries:	8
Number of Participants:	8

Entry Withdrawn:

Short Program			
Duration:	2:40 +/- 10 seconds		
Segment Factor:	1.00		
Program Component Factors:	Composition		1.33
	Presentation		1.33
	Skating Skills		1.33

Free Skating			
Duration:	4:00 +/- 10 seconds		
Segment Factor:	1.00		
Program Component Factors:	Composition		2.67
	Presentation		2.67
	Skating Skills		2.67

Official Partners:



RESULTS

PAIRS

Pl.	Name	Nation	Total Score	SP	FS
1	Deanna STELLATO-DUDEK / Maxime DESCHAMPS	CAN	197.33	1	2
2	Ekaterina GEYNISH / Dmitrii CHIGIREV	UZB	189.65	4	1
3	Anastasia GOLUBEVA / Hektor GIOTOPOULOS MOORE	AUS	186.14	3	3
4	Annika HOCKE / Robert KUNKEL	GER	184.30	2	4
5	Emily CHAN / Spencer Akira HOWE	USA	178.31	5	5
6	Ioulia CHTCHETININA / Michal WOZNAK	POL	173.84	6	6
7	Daria DANILOVA / Michel TSIBA	NED	171.02	7	7
8	Kelly Ann LAURIN / Loucas ETHIER	CAN	163.60	8	8

Mr. Massimo ORLANDINI, ISU
Referee

Ms. Andrea DERBY, ISU
Technical Controller

Legend:

SP Short Program **FS** Free Skating **Pl.** Place

Official Partners:



Event Technology



PANEL OF JUDGES

PAIRS

Officials

Technical Controller	Ms. Andrea DERBY	ISU
Technical Specialist	Mr. Peter CAIN	ISU
Technical Specialist	Mr. Alexander KOENIG	ISU

Judges

Referee	Mr. Massimo ORLANDINI	ISU
Judge No. 1	Ms. Florence VUYLSTEKER	FRA
Judge No. 2	Ms. Donatella LEONELLI	SUI
Judge No. 3	Mr. Robert ROSENBLUTH	USA
Judge No. 4	Ms. Aniela HEBEL-SZMAK	POL
Judge No. 5	Ms. Lynne DEY	CAN
Judge No. 6	Ms. Angelique CLYDE-SMITH	AUS
Judge No. 7	Ms. Daniella KARSIJNS	NED
Judge No. 8	Ms. Virginia de AGOSTINI	ITA
Judge No. 9	Mr. Peter VOTH	GER

Data/Replay Operator

Data Operator	Mr. David SANTEE	ISU
Replay Operator	Ms. Eva MARTINEK	ISU

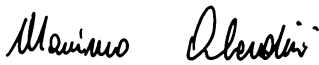
Official Partners:



RESULTS

PAIRS SHORT PROGRAM

Pl. Name	Nation	Total Segment Score
1 Deanna STELLATO-DUDEK / Maxime DESCHAMPS	CAN	73.23
2 Annika HOCHE / Robert KUNKEL	GER	64.82
3 Anastasia GOLUBEVA / Hektor GIOTOPOULOS MOORE	AUS	64.81
4 Ekaterina GEYNISH / Dmitrii CHIGIREV	UZB	63.53
5 Emily CHAN / Spencer Akira HOWE	USA	61.04
6 Ioulia CHTCHETININA / Michal WOZNIAK	POL	60.87
7 Daria DANILOVA / Michel TSIBA	NED	58.78
8 Kelly Ann LAURIN / Loucas ETHIER	CAN	52.16



Mr. Massimo ORLANDINI, ISU
Referee



Ms. Andrea DERBY, ISU
Technical Controller

Official Partners:



Event Technology



JUDGES DETAILS PER SKATER

PAIRS SHORT PROGRAM

Rank	Name	Nation	Starting Number	Total Segment Score	Total Element Score	Total Program Component Score (factored)	Total Deductions									
1	Deanna STELLATO-DUDEK / Maxime DESCHAMPS	CAN	8	73.23	39.08	34.15	0.00									
#	Executed Elements	Info	Base Value	GOE	J1	J2	J3	J4	J5	J6	J7	J8	J9	Ref.	Scores of Panel	
1	3Tw4		6.00	2.06	2	4	4	3	4	4	3	3	3		8.06	
2	3T		4.20	0.36	2	2	0	0	-1	2	1	0	1		4.56	
3	4Li4		5.10	1.60	3	4	5	3	3	2	3	3	3		6.70	
4	3LoTh		5.00	-0.14	-1	3	0	-1	0	-2	2	-2	0		4.86	
5	CCoSp4		3.50	1.10	3	4	4	3	3	3	3	1	3		4.60	
6	StSq4		3.90	1.06	3	4	3	2	3	2	2	3	3		4.96	
7	BoDs3		4.40	0.94	4	3	1	1	3	3	2	1	2		5.34	
			32.10												39.08	
Program Components			Factor													
Composition			1.33	8.25	8.75	8.50	8.00	8.75	8.25	8.00	8.50	8.75				8.43
Presentation			1.33	9.00	9.00	8.75	7.75	9.00	8.75	8.00	8.75	8.75				8.71
Skating Skills			1.33	8.50	8.75	8.50	8.25	8.50	8.75	8.50	8.50	8.50				8.54
Judges Total Program Component Score (factored)														34.15		
Deductions:															0.00	

Rank	Name	Nation	Starting Number	Total Segment Score	Total Element Score	Total Program Component Score (factored)	Total Deductions									
2	Annika HOCKE / Robert KUNKEL	GER	7	64.82	33.96	30.86	0.00									
#	Executed Elements	Info	Base Value	GOE	J1	J2	J3	J4	J5	J6	J7	J8	J9	Ref.	Scores of Panel	
1	3Tw3		5.70	0.57	2	2	0	1	1	1	0	0	2		6.27	
2	3S		4.30	0.74	2	2	1	0	1	3	1	2	3		5.04	
3	3LoTh		5.00	-0.50	-1	2	-2	-3	0	-2	-2	-1	1		4.50	
4	4Li4		5.10	0.95	0	3	1	1	3	2	1	3	2		6.05	
5	BoDs3		4.40	0.69	3	2	0	1	2	3	1	1	1		5.09	
6	StSq3		3.30	0.71	3	3	2	1	2	2	2	2	2		4.01	
7	CCoSp4		3.50	-0.50	-1	-1	-2	0	-2	1	-2	-3	-2		3.00	
			31.30												33.96	
Program Components			Factor													
Composition			1.33	7.50	7.50	7.00	7.25	8.50	8.00	7.00	8.50	7.75				7.64
Presentation			1.33	8.00	7.75	7.50	7.00	8.25	8.25	7.50	8.25	8.00				7.89
Skating Skills			1.33	7.75	7.50	7.00	7.25	8.25	8.25	6.75	8.00	8.00				7.68
Judges Total Program Component Score (factored)														30.86		
Deductions:															0.00	

Official Partners:



JUDGES DETAILS PER SKATER

PAIRS SHORT PROGRAM

Rank	Name	Nation	Starting Number	Total Segment Score	Total Element Score	Total Program Component Score (factored)	Total Deductions
3	Anastasia GOLUBEVA / Hektor GIOTOPOULOS MOORE	AUS	6	64.81	35.30	29.51	0.00

#	Executed Elements	Info	Base Value	GOE	J1	J2	J3	J4	J5	J6	J7	J8	J9	Ref.	Scores of Panel	
1	3Tw2		5.40	-1.08	-2	-3	-3	2	1	-2	-3	-2	-3		4.32	
2	3T		4.20	1.14	3	3	3	2	3	2	3	2	3		5.34	
3	3LoTh		5.00	0.93	1	3	2	2	2	1	3	1	2		5.93	
4	4Li3		4.70	1.34	3	2	4	3	3	2	3	3	3		6.04	
5	BoDs3		4.40	0.69	3	1	1	2	2	2	2	-1	1		5.09	
6	StSq4		3.90	0.78	3	3	1	2	3	1	1	2	2		4.68	
7	FCoSp4		3.50	0.40	1	3	2	1	1	1	2	-2	0		3.90	
			31.10												35.30	
Program Components			Factor													
	Composition		1.33	7.50	7.50	7.00	7.50	7.50	7.75	7.00	7.25	7.00			7.32	
	Presentation		1.33	7.50	7.50	7.25	7.25	7.25	7.50	7.00	7.75	7.00			7.32	
	Skating Skills		1.33	7.75	7.25	7.00	7.50	7.75	7.50	7.50	7.75	7.50			7.54	
	Judges Total Program Component Score (factored)														29.51	
Deductions:																0.00

Rank	Name	Nation	Starting Number	Total Segment Score	Total Element Score	Total Program Component Score (factored)	Total Deductions
4	Ekaterina GEYNISH / Dmitrii CHIGIREV	UZB	1	63.53	35.26	28.27	0.00

#	Executed Elements	Info	Base Value	GOE	J1	J2	J3	J4	J5	J6	J7	J8	J9	Ref.	Scores of Panel	
1	3Tw4		6.00	1.11	4	3	1	2	1	2	2	0	2		7.11	
2	3T		4.20	-0.60	-2	-2	-2	-3	-1	-1	-1	0	-1		3.60	
3	3FTh		5.30	1.06	2	3	3	2	2	1	3	1	1		6.36	
4	4Li4		5.10	0.66	2	2	1	2	2	2	-2	-2	2		5.76	
5	BoDs2		4.00	0.51	1	2	-1	1	2	2	2	0	1		4.51	
6	StSq3		3.30	0.52	1	2	2	1	2	2	1	1	2		3.82	
7	CCoSp4		3.50	0.60	1	2	2	1	2	2	3	1	2		4.10	
			31.40												35.26	
Program Components			Factor													
	Composition		1.33	7.50	7.50	6.25	6.75	7.75	7.25	7.00	7.25	7.00			7.18	
	Presentation		1.33	7.00	7.25	6.50	6.50	7.25	7.50	6.50	6.75	7.25			6.93	
	Skating Skills		1.33	7.25	7.75	7.00	7.00	7.50	7.00	6.00	6.75	7.50			7.14	
	Judges Total Program Component Score (factored)														28.27	
Deductions:																0.00

Official Partners:



JUDGES DETAILS PER SKATER

PAIRS SHORT PROGRAM

Rank	Name	Nation	Starting Number	Total Segment Score	Total Element Score	Total Program Component Score (factored)	Total Deductions								
5	Emily CHAN / Spencer Akira HOWE	USA	3	61.04	31.17	29.87	0.00								
#	Executed Elements	Info	Base Value	GOE	J1	J2	J3	J4	J5	J6	J7	J8	J9	Ref.	Scores of Panel
1	3Tw3		5.70	0.65	-2	0	2	2	2	2	0	3	0		6.35
2	3FTh		5.30	0.83	1	3	2	2	1	1	0	2	2		6.13
3	2T		1.30	-0.24	-2	-3	-2	-1	-2	-2	-2	-2	-1		1.06
4	BoDs2		4.00	-0.46	3	-1	-2	-2	-2	1	-1	-2	-1		3.54
5	4Li4		5.10	1.09	3	2	3	2	1	2	2	2	2		6.19
6	StSq3		3.30	0.90	3	3	3	2	2	3	3	4	2		4.20
7	CCoSp4		3.50	0.20	-1	1	2	1	-2	1	2	-2	2		3.70
			28.20												31.17
Program Components			Factor												
Composition			1.33	7.00	7.50	7.50	7.50	6.75	7.75	7.75	8.00	6.75			7.39
Presentation			1.33	7.50	7.75	8.00	7.25	7.25	8.00	7.50	8.50	7.25			7.61
Skating Skills			1.33	7.50	7.50	7.25	7.50	7.25	7.75	7.50	8.50	7.00			7.46
Judges Total Program Component Score (factored)														29.87	
Deductions:														0.00	

Rank	Name	Nation	Starting Number	Total Segment Score	Total Element Score	Total Program Component Score (factored)	Total Deductions								
6	Ioulia CHTCHETININA / Michal WOZNIAK	POL	2	60.87	33.24	27.63	0.00								
#	Executed Elements	Info	Base Value	GOE	J1	J2	J3	J4	J5	J6	J7	J8	J9	Ref.	Scores of Panel
1	3Tw3		5.70	0.57	1	2	-2	2	1	0	0	2	1		6.27
2	3T		4.20	-0.42	-1	-2	1	0	-1	-2	-1	0	-2		3.78
3	3FTh		5.30	0.45	0	2	1	2	1	0	1	0	1		5.75
4	CCoSp4		3.50	0.45	0	2	0	1	1	2	2	1	2		3.95
5	4Li4		5.10	0.87	1	3	2	2	2	0	2	2	1		5.97
6	BoDs1		3.60	0.05	-1	0	-2	0	0	1	1	1	0		3.65
7	StSq3		3.30	0.57	2	2	1	1	2	0	2	2	2		3.87
			30.70												33.24
Program Components			Factor												
Composition			1.33	6.75	7.25	6.50	7.00	7.00	7.00	6.75	7.25	6.50			6.89
Presentation			1.33	7.00	7.50	7.00	6.75	7.50	7.50	7.25	7.50	6.75			7.21
Skating Skills			1.33	6.75	7.00	6.00	7.00	6.75	6.75	6.00	7.00	6.50			6.68
Judges Total Program Component Score (factored)														27.63	
Deductions:														0.00	

Official Partners:



JUDGES DETAILS PER SKATER

PAIRS SHORT PROGRAM

Rank	Name	Nation	Starting Number	Total Segment Score	Total Element Score	Total Program Component Score (factored)	Total Deductions
7	Daria DANILOVA / Michel TSIBA	NED	5	58.78	31.95	26.83	0.00

#	Executed Elements	Info	Base Value	GOE	J1	J2	J3	J4	J5	J6	J7	J8	J9	Ref.	Scores of Panel	
1	3Tw3		5.70	0.49	1	2	-2	0	0	2	1	1	1		6.19	
2	3S<	<	3.44	-1.72	-5	-5	-5	-5	-5	-4	-5	-5	-5		1.72	
3	3FTh		5.30	1.21	3	2	2	3	2	3	2	2	2		6.51	
4	BoDs3		4.40	0.25	1	1	-1	1	1	2	1	0	-1		4.65	
5	4Li4		5.10	0.66	1	1	0	2	1	2	1	1	2		5.76	
6	StSq3		3.30	0.52	2	1	1	2	2	3	2	1	1		3.82	
7	CCoSp4		3.50	-0.20	-3	1	-1	0	0	-1	1	-2	-1		3.30	
			30.74												31.95	
Program Components				Factor												
Composition				1.33	6.00	6.50	6.25	7.25	7.25	8.00	6.50	7.50	6.50			6.82
Presentation				1.33	6.25	6.75	6.25	6.50	7.00	7.75	6.25	7.25	6.75			6.68
Skating Skills				1.33	6.50	6.50	5.50	7.00	6.50	7.75	6.00	7.25	7.00			6.68
Judges Total Program Component Score (factored)															26.83	
Deductions:															0.00	

Rank	Name	Nation	Starting Number	Total Segment Score	Total Element Score	Total Program Component Score (factored)	Total Deductions
8	Kelly Ann LAURIN / Loucas ETHIER	CAN	4	52.16	25.27	26.89	0.00

#	Executed Elements	Info	Base Value	GOE	J1	J2	J3	J4	J5	J6	J7	J8	J9	Ref.	Scores of Panel	
1	3Tw2		5.40	-0.08	2	2	-2	-1	0	0	0	0	-2		5.32	
2	3S		4.30	0.49	1	0	2	1	1	1	2	1	1		4.79	
3	3LoTh		5.00	-1.50	-3	-3	-3	-3	-3	-3	-3	-3	-4		3.50	
4	BoDs		0.00	0.00	-	-	-	-	-	-	-	-	-		0.00	
5	4Li4		5.10	0.80	-1	2	2	1	2	1	2	2	1		5.90	
6	StSq3		3.30	0.28	1	0	2	0	1	1	1	1	1		3.58	
7	CCoSp4V		2.63	-0.45	-2	-2	-2	-1	-1	-1	-2	-2	-2		2.18	
			25.73												25.27	
Program Components				Factor												
Composition				1.33	6.50	7.25	6.75	6.50	7.00	7.50	6.25	6.75	6.50			6.75
Presentation				1.33	6.50	7.25	6.75	6.25	7.25	7.00	6.75	7.00	6.75			6.86
Skating Skills				1.33	6.00	7.50	6.50	6.50	6.75	6.75	6.50	6.75	6.50			6.61
Judges Total Program Component Score (factored)															26.89	
Deductions:															0.00	

Legend:							
#	Sequence number	GOE	Grade of Execution	Jx	Judges (x=1-9)	Ref.	Referee
<	Under-rotated jump						

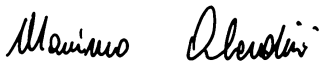
Official Partners:



RESULTS

PAIRS FREE SKATING

Pl. Name	Nation	Total Segment Score
1 Ekaterina GEYNISH / Dmitrii CHIGIREV	UZB	126.12
2 Deanna STELLATO-DUDEK / Maxime DESCHAMPS	CAN	124.10
3 Anastasia GOLUBEVA / Hektor GIOTOPOULOS MOORE	AUS	121.33
4 Annika HOCKE / Robert KUNKEL	GER	119.48
5 Emily CHAN / Spencer Akira HOWE	USA	117.27
6 Ioulia CHTCHETININA / Michal WOZNIAK	POL	112.97
7 Daria DANILOVA / Michel TSIBA	NED	112.24
8 Kelly Ann LAURIN / Loucas ETHIER	CAN	111.44



Mr. Massimo ORLANDINI, ISU
Referee



Ms. Andrea DERBY, ISU
Technical Controller

Official Partners:



Event Technology



JUDGES DETAILS PER SKATER

PAIRS FREE SKATING

Rank	Name	Nation	Starting Number	Total Segment Score	Total Element Score	Total Program Component Score (factored)	Total Deductions
1	Ekaterina GEYNISH / Dmitrii CHIGIREV	UZB	5	126.12	65.77	60.35	0.00

#	Executed Elements	Info	Base Value	GOE	J1	J2	J3	J4	J5	J6	J7	J8	J9	Ref.	Scores of Panel
1	3Tw3		5.70	1.79	4	4	3	3	3	3	2	3	3		7.49
2	3T+2A+SEQ		7.50	0.84	2	2	2	2	1	2	2	2	2		8.34
3	3Lo		4.90	1.12	2	2	3	2	2	2	2	3	3		6.02
4	5RLi4		7.00	1.90	3	2	4	3	3	3	1	3	2		8.90
5	ChSq1		3.00	0.93	2	1	3	3	1	2	0	2	2		3.93
6	3FTh		5.30	0.68	0	3	1	2	0	1	2	1	2		5.98
7	3LoTh		5.00	-1.43	-3	-3	-3	-3	-3	-2	-3	-2	-3		3.57
8	5ALi4		7.00	1.20	1	3	2	2	2	2	1	2	1		8.20
9	3Li4		5.10	0.22	0	1	-2	0	1	2	-2	1	2		5.32
10	FiDs3		3.50	0.70	1	2	2	2	2	2	2	2	2		4.20
11	PCoSp4V		3.38	0.44	1	1	0	1	0	2	2	3	2		3.82
			57.38												65.77
Program Components			Factor												
Composition			2.67	8.00	7.25	7.50	7.75	7.75	7.75	6.75	8.00	7.50			7.64
Presentation			2.67	7.75	7.25	7.25	7.50	7.25	8.25	6.25	7.50	7.75			7.46
Skating Skills			2.67	7.75	7.50	7.50	7.50	7.00	8.00	7.25	7.25	7.75			7.50
Judges Total Program Component Score (factored)															60.35

Deductions:		0.00
--------------------	--	-------------

Rank	Name	Nation	Starting Number	Total Segment Score	Total Element Score	Total Program Component Score (factored)	Total Deductions
2	Deanna STELLATO-DUDEK / Maxime DESCHAMPS	CAN	8	124.10	58.84	66.26	-1.00

#	Executed Elements	Info	Base Value	GOE	J1	J2	J3	J4	J5	J6	J7	J8	J9	Ref.	Scores of Panel
1	3Tw4		6.00	2.14	3	4	4	3	4	4	1	4	3		8.14
2	3Tq+SEQ+A*	F ql*	4.20	-2.10	-5	-5	-5	-5	-5	-5	-5	-5	-5		2.10
3	2S		1.30	-0.22	-2	-2	-2	-2	-2	0	-2	0	-2		1.08
4	5ALi4		7.00	2.10	2	3	3	4	3	2	3	4	3		9.10
5	FoDs4		5.10	0.80	2	1	2	1	1	2	1	3	2		5.90
6	PCoSp4		4.50	1.48	3	3	4	3	2	4	3	4	3		5.98
7	3LzTh		5.30	-0.98	-1	-2	-2	-2	-2	-2	-2	-1	-2		4.32
8	3Li4		5.10	1.75	2	4	4	3	2	3	4	4	4		6.85
9	ChSq1		3.00	0.57	1	3	1	0	2	0	1	0	3		3.57
10	3LoTh		5.00	-1.50	-3	-3	-3	-3	-3	-3	-4	-3	-3		3.50
11	5RLi4		7.00	1.30	1	3	3	2	2	2	2	1	1		8.30
			53.50												58.84
Program Components			Factor												
Composition			2.67	8.00	8.25	8.25	8.50	8.25	8.75	8.00	8.25	8.50			8.29
Presentation			2.67	8.00	8.50	7.75	7.75	8.25	8.50	8.00	8.00	8.50			8.14
Skating Skills			2.67	7.75	8.25	8.25	8.50	8.50	8.50	8.50	8.50	8.25	8.75		8.39
Judges Total Program Component Score (factored)															66.26

Deductions:	Falls	-1.00 (1)	-1.00
--------------------	-------	-----------	--------------

Official Partners:



JUDGES DETAILS PER SKATER

PAIRS FREE SKATING

Rank	Name	Nation	Starting Number	Total Segment Score	Total Element Score	Total Program Component Score (factored)	Total Deductions									
3	Anastasia GOLUBEVA / Hektor GIOTOPOULOS MOORE	AUS	6	121.33	61.29	61.04	-1.00									
#	Executed Elements	Info	Base Value	GOE	J1	J2	J3	J4	J5	J6	J7	J8	J9	Ref.	Scores of Panel	
1	3Tw2		5.40	-1.31	-3	-2	-3	-2	-3	1	-3	-2	-2		4.09	
2	3T+2A+2A+SEQ		10.80	0.54	2	2	1	0	0	2	1	1	2		11.34	
3	3STh		4.40	1.19	2	4	2	3	2	3	3	3	3		5.59	
4	3S		4.30	-0.86	-3	-3	-1	-2	-2	-2	-2	-1	-2		3.44	
5	FiDs3		3.50	0.70	1	3	3	2	3	2	2	1	1		4.20	
6	PCoSp3		4.00	0.80	3	2	2	2	0	3	3	0	2		4.80	
7	5ALi4		7.00	1.50	2	3	2	2	0	2	3	2	2		8.50	
8	3LoTh	F	5.00	-2.50	-5	-5	-5	-5	-5	-5	-5	-5	-5		2.50	
9	5RLi3		6.60	0.47	2	2	-1	0	1	-1	1	1	1		7.07	
10	4Li4		5.10	0.87	1	3	2	2	2	1	2	2	1		5.97	
11	ChSq1		3.00	0.79	1	3	-1	1	1	2	1	3	2		3.79	
			59.10												61.29	
Program Components			Factor													
Composition			2.67	7.50	7.50	7.50	7.50	7.75	8.25	7.75	7.75	7.50				7.61
Presentation			2.67	7.75	7.75	7.00	7.25	7.50	8.00	7.50	7.75	7.50				7.57
Skating Skills			2.67	7.75	7.75	7.25	7.50	7.75	7.75	8.00	7.50	7.75				7.68
Judges Total Program Component Score (factored)														61.04		
Deductions:			Falls	-1.00 (1)											-1.00	

Rank	Name	Nation	Starting Number	Total Segment Score	Total Element Score	Total Program Component Score (factored)	Total Deductions									
4	Annika HOCHE / Robert KUNKEL	GER	7	119.48	59.92	60.56	-1.00									
#	Executed Elements	Info	Base Value	GOE	J1	J2	J3	J4	J5	J6	J7	J8	J9	Ref.	Scores of Panel	
1	3Tw3		5.70	1.14	3	3	1	1	1	2	2	3	2		6.84	
2	2S		1.30	-0.19	-3	1	-1	-2	-3	1	-2	-1	-2		1.11	
3	2A+1A+2Aq+SEQ	F q	7.70	-1.60	-5	-5	-4	-5	-5	-5	-5	-3	-5		6.10	
4	3LoTh		5.00	1.43	3	3	3	3	2	2	3	3	4		6.43	
5	5RLi4		7.00	0.50	0	1	-1	-1	1	2	0	2	2		7.50	
6	3FTh		5.30	-0.15	2	-1	-1	-1	0	0	-1	0	1		5.15	
7	5ALi4		7.00	0.90	1	2	1	1	2	1	0	2	1		7.90	
8	3Li3		4.70	0.34	0	2	0	0	1	1	1	1	1		5.04	
9	FiDs3		3.50	0.75	1	3	2	2	2	2	2	3	2		4.25	
10	PCoSp4		4.50	1.03	2	3	3	1	1	3	2	3	2		5.53	
11	ChSq1		3.00	1.07	1	3	2	1	1	2	3	4	3		4.07	
			54.70												59.92	
Program Components			Factor													
Composition			2.67	7.50	7.50	6.50	7.00	7.50	8.50	6.50	8.25	7.75				7.43
Presentation			2.67	7.75	7.75	7.25	6.50	7.50	8.25	7.00	8.50	8.00				7.64
Skating Skills			2.67	7.50	7.50	6.75	7.25	7.75	8.25	6.75	8.50	8.25				7.61
Judges Total Program Component Score (factored)														60.56		
Deductions:			Falls	-1.00 (1)											-1.00	

Official Partners:



JUDGES DETAILS PER SKATER

PAIRS FREE SKATING

Rank	Name	Nation	Starting Number	Total Segment Score	Total Element Score	Total Program Component Score (factored)	Total Deductions
5	Emily CHAN / Spencer Akira HOWE	USA	4	117.27	58.35	58.92	0.00

#	Executed Elements	Info	Base Value	GOE	J1	J2	J3	J4	J5	J6	J7	J8	J9	Ref.	Scores of Panel	
1	3T<+2A<+2A<+SEQ	< < <	8.64	-1.54	-5	-5	-5	-5	-5	-5	-4	-3	-3		7.10	
2	2S		1.30	0.17	1	2	2	1	1	0	1	2	1		1.47	
3	3Tw3		5.70	0.65	1	2	2	-2	0	1	1	2	1		6.35	
4	3FTh		5.30	-0.08	-1	1	0	-1	0	0	-1	0	1		5.22	
5	FIDs4		3.80	0.60	1	2	4	1	2	2	1	2	1		4.40	
6	5ALi4		7.00	1.80	2	3	3	2	2	3	3	4	2		8.80	
7	3LoTh		5.00	-0.86	0	-2	-2	-2	-2	-2	-2	-1	-1		4.14	
8	PCoSp2		3.50	0.30	2	1	-1	0	1	1	1	1	1		3.80	
9	5RLi4		7.00	0.50	0	0	1	0	1	2	0	1	2		7.50	
10	ChSq1		3.00	0.93	1	3	2	1	1	2	2	3	2		3.93	
11	3Li3		4.70	0.94	2	2	2	2	1	2	2	3	2		5.64	
			54.94												58.35	
Program Components				Factor												
Composition				2.67	7.00	7.50	8.00	6.75	7.50	7.50	7.00	8.25	7.50			7.43
Presentation				2.67	7.25	7.75	7.00	6.25	7.00	7.50	7.00	8.50	7.75			7.32
Skating Skills				2.67	7.25	7.50	7.00	6.75	7.25	7.00	7.75	8.25	7.50			7.32
Judges Total Program Component Score (factored)															58.92	

Deductions:	0.00
--------------------	-------------

Rank	Name	Nation	Starting Number	Total Segment Score	Total Element Score	Total Program Component Score (factored)	Total Deductions
6	Ioulia CHTCHETININA / Michal WOZNAK	POL	3	112.97	57.35	55.62	0.00

#	Executed Elements	Info	Base Value	GOE	J1	J2	J3	J4	J5	J6	J7	J8	J9	Ref.	Scores of Panel	
1	3Tw3		5.70	1.30	3	3	2	2	2	2	1	3	2		7.00	
2	3T		4.20	-0.36	-1	-2	0	-1	-1	0	-2	0	-1		3.84	
3	2A+1A+1A+SEQ		5.50	-0.52	-2	-2	-2	-1	-2	-1	-3	-1	0		4.98	
4	3FTh		5.30	-1.21	-2	-2	-2	-2	-1	-3	-3	-2	-3		4.09	
5	5RLi4		7.00	0.70	1	1	1	1	2	1	0	1	1		7.70	
6	3STh		4.40	-0.88	1	-2	-3	-2	-2	-3	-3	-1	-1		3.52	
7	ChSq1		3.00	1.00	2	2	3	2	2	2	2	2	1		4.00	
8	FIDs3		3.50	0.70	2	2	2	2	1	3	1	3	2		4.20	
9	5ALi3		6.60	0.85	1	2	1	1	3	1	2	0	1		7.45	
10	3Li3		4.70	0.60	1	1	0	2	1	2	2	1	1		5.30	
11	PCoSp4		4.50	0.77	2	2	1	1	2	2	2	2	1		5.27	
			54.40												57.35	
Program Components				Factor												
Composition				2.67	6.75	6.25	6.75	7.00	7.50	7.00	6.50	7.25	6.75			6.86
Presentation				2.67	6.75	6.50	7.50	6.50	7.25	7.25	6.50	7.25	7.00			6.93
Skating Skills				2.67	7.50	6.75	6.50	6.75	7.50	6.75	7.00	7.50	7.00			7.04
Judges Total Program Component Score (factored)															55.62	

Deductions:	0.00
--------------------	-------------

Official Partners:



JUDGES DETAILS PER SKATER

PAIRS FREE SKATING

Rank	Name	Nation	Starting Number	Total Segment Score	Total Element Score	Total Program Component Score (factored)		Total Deductions							
7	Daria DANILOVA / Michel TSIBA	NED	2	112.24	58.27	53.97		0.00							
#	Executed Elements	Info	Base Value	GOE	J1	J2	J3	J4	J5	J6	J7	J8	J9	Ref.	Scores of Panel
1	3Tw3		5.70	0.33	-1	1	-1	-1	1	2	1	2	1		6.03
2	3S		4.30	0.00	0	-2	1	0	0	0	0	0	0		4.30
3	3LoTh		5.00	-0.43	0	-2	0	-1	0	-2	-2	0	-1		4.57
4	2A+2A+1A+SEQ		7.70	-0.33	-3	-2	0	-1	-2	0	0	-1	-1		7.37
5	5ALi1		5.80	0.00	1	-1	-1	0	1	1	1	-1	-1		5.80
6	ChSq1		3.00	0.64	2	1	1	1	1	2	1	2	1		3.64
7	3LzTh		5.30	0.83	2	2	1	1	1	0	2	2	2		6.13
8	FiDs3		3.50	0.70	2	2	3	2	2	2	2	2	1		4.20
9	5RLi4		7.00	0.60	1	-1	0	0	2	1	1	2	1		7.60
10	3Li3		4.70	0.27	0	0	0	0	2	1	1	2	0		4.97
11	PCoSp3		4.00	-0.34	-1	-2	-1	-1	-1	-1	0	0	-1		3.66
			56.00												58.27
Program Components			Factor												
Composition			2.67	6.50	6.25	6.25	6.75	7.25	6.50	7.25	6.50	7.25	7.75	6.50	6.71
Presentation			2.67	7.00	6.50	6.25	6.50	7.50	6.50	6.75	7.50	6.75	6.75	6.79	
Skating Skills			2.67	7.25	6.00	5.75	6.75	7.00	7.00	6.50	7.25	6.50	6.50	6.71	
Judges Total Program Component Score (factored)														53.97	
Deductions:														0.00	

Rank	Name	Nation	Starting Number	Total Segment Score	Total Element Score	Total Program Component Score (factored)		Total Deductions							
8	Kelly Ann LAURIN / Loucas ETHIER	CAN	1	111.44	58.47	53.97		-1.00							
#	Executed Elements	Info	Base Value	GOE	J1	J2	J3	J4	J5	J6	J7	J8	J9	Ref.	Scores of Panel
1	3Tw2		5.40	0.08	0	-1	1	0	0	1	1	0	-1		5.48
2	3Sq	F q	4.30	-2.15	-5	-5	-5	-5	-5	-5	-5	-5	-5		2.15
3	3Lo+1A+SEQ		6.00	0.21	1	1	1	-1	0	1	0	0	0		6.21
4	5ALi4		7.00	1.30	2	2	3	1	2	2	2	2	1		8.30
5	3LoTh		5.00	0.93	2	3	2	2	1	1	2	2	2		5.93
6	4Li4		5.10	0.73	1	2	3	1	2	1	1	2	1		5.83
7	ChSq1		3.00	0.36	1	1	3	0	1	-2	0	1	1		3.36
8	3STh		4.40	0.94	3	3	3	2	1	1	2	2	2		5.34
9	5RLi3		6.60	0.66	1	0	1	1	1	1	1	2	1		7.26
10	FiDs2		3.20	0.46	1	2	2	1	1	2	2	1	1		3.66
11	PCoSp4		4.50	0.45	1	1	2	0	2	-1	1	1	1		4.95
			54.50												58.47
Program Components			Factor												
Composition			2.67	6.00	6.50	7.00	6.25	7.25	6.75	6.75	6.75	6.75	6.50	6.64	
Presentation			2.67	6.75	6.50	7.25	6.50	7.00	6.75	6.75	7.25	7.00	6.86		
Skating Skills			2.67	6.75	6.25	6.50	6.75	7.00	6.50	7.00	6.50	7.00	6.71		
Judges Total Program Component Score (factored)														53.97	
Deductions:			Falls	-1.00 (1)											-1.00

Legend:							
#	Sequence number	GOE	Grade of Execution	Jx	Judges (x=1-9)	Ref.	Referee
*	Invalid element	<	Under-rotated jump	F	Fall	q	Jump landed on the quarter

Official Partners:



WOMEN

Scotiabank Center	25 OCT 2024	19:25	Short Program
	26 OCT 2024	19:10	Free Skating

Size of Skating Arena:	26m*61m
Ice Conditions:	very good
Number of Entries:	12
Number of Participants:	12

Entry Withdrawn:

Short Program			
Duration:	2:40 +/- 10 seconds		
Segment Factor:	1.00		
Program Component Factors:	Composition		1.33
	Presentation		1.33
	Skating Skills		1.33

Free Skating			
Duration:	4:00 +/- 10 seconds		
Segment Factor:	1.00		
Program Component Factors:	Composition		2.67
	Presentation		2.67
	Skating Skills		2.67

Official Partners:





2024 Skate Canada International

October 25 - 27, 2024 Halifax, NS / CAN



RESULTS

WOMEN

Pl.	Name	Nation	Total Score	SP	FS
1	Kaori SAKAMOTO	JPN	201.21	1	2
2	Rino MATSUIKE	JPN	192.16	10	1
3	Hana YOSHIDA	JPN	191.37	4	3
4	Kimmy REPOND	SUI	191.07	3	5
5	Madeline SCHIZAS	CAN	190.04	5	4
6	Alysa LIU	USA	187.69	2	7
7	Elyce LIN-GRACEY	USA	182.37	6	6
8	Kaiya RUITER	CAN	162.32	7	10
9	Ekaterina KURAKOVA	POL	162.07	12	8
10	Sara-Maude DUPUIS	CAN	160.46	9	9
11	Seoyeong WI	KOR	140.85	11	11
12	Yelim KIM	KOR	136.14	8	12

Ms. Peggy GRAHAM, ISU
Referee

Ms. Emilie BILLOW, ISU
Technical Controller

Legend:	SP Short Program	FS Free Skating	Pl. Place
----------------	-------------------------	------------------------	------------------

printed: 26.10.2024 20:59

Page 1 / 1

Official Partners:



PANEL OF JUDGES

WOMEN

Officials

Technical Controller	Ms. Emilie BILLOW	ISU
Technical Specialist	Ms. Cathrine HESTENES	ISU
Technical Specialist	Mr. Michael HOPFES	ISU

Judges

Referee	Ms. Peggy GRAHAM	ISU
Judge No. 1	Ms. Aniela HEBEL-SZMAK	POL
Judge No. 2	Ms. Florence VUYLSTEKER	FRA
Judge No. 3	Ms. Karen HOWARD	CAN
Judge No. 4	Ms. Zuzana PLESNIKOVA	CZE
Judge No. 5	Ms. Daniella KARSIJNS	NED
Judge No. 6	Ms. Nadezhda PARETSKAIA	KAZ
Judge No. 7	Ms. Yoko KUNO	JPN
Judge No. 8	Ms. Donatella LEONELLI	SUI
Judge No. 9	Mr. Robert ROSENBLUTH	USA

Data/Replay Operator

Data Operator	Ms. Eva MARTINEK	ISU
Replay Operator	Mr. David SANTEE	ISU

Official Partners:



RESULTS

WOMEN SHORT PROGRAM

Pl.	Name	Nation	Total Segment Score
1	Kaori SAKAMOTO	JPN	74.97
2	Alysa LIU	USA	67.68
3	Kimmy REPOND	SUI	66.94
4	Hana YOSHIDA	JPN	65.32
5	Madeline SCHIZAS	CAN	65.28
6	Elyce LIN-GRACEY	USA	58.64
7	Kaiya RUITER	CAN	57.66
8	Yelim KIM	KOR	56.12
9	Sara-Maude DUPUIS	CAN	54.15
10	Rino MATSUIKE	JPN	52.31
11	Seoyeong WI	KOR	47.86
12	Ekaterina KURAKOVA	POL	47.31

Ms. Peggy GRAHAM, ISU
Referee

Ms. Emilie BILLOW, ISU
Technical Controller

Official Partners:



Event Technology



JUDGES DETAILS PER SKATER

WOMEN SHORT PROGRAM

Rank	Name	Nation	Starting Number	Total Segment Score	Total Element Score	Total Program Component Score (factored)	Total Deductions									
1	Kaori SAKAMOTO	JPN	12	74.97	39.12	35.85	0.00									
#	Executed Elements	Info	Base Value	GOE	J1	J2	J3	J4	J5	J6	J7	J8	J9	Ref.	Scores of Panel	
1	2A		3.30	1.27	4	3	4	3	4	4	4	4	4		4.57	
2	3Lz		5.90	1.35	2	3	1	3	2	2	3	2	2		7.25	
3	FCSp4		3.20	0.91	3	3	3	3	2	2	3	3	4		4.11	
4	CCoSp4		3.50	-0.05	1	-1	0	3	2	-3	1	-2	-2		3.45	
5	3F+3Tq	q	10.45	x 0.23	1	0	0	1	2	0	1	-1	0		10.68	
6	StSq4		3.90	1.50	4	4	4	3	3	4	4	4	5		5.40	
7	LSp4		2.70	0.96	4	3	4	4	4	3	3	3	4		3.66	
			32.95												39.12	
Program Components			Factor													
Composition			1.33	9.00	8.00	9.25	9.25	9.25	8.75	9.00	8.25	8.50				8.86
Presentation			1.33	9.25	8.50	9.50	9.25	8.75	8.50	8.75	8.50	9.25				8.89
Skating Skills			1.33	9.25	9.00	9.50	9.50	9.50	9.00	9.25	8.75	9.00				9.21
Judges Total Program Component Score (factored)														35.85		
Deductions:															0.00	

Rank	Name	Nation	Starting Number	Total Segment Score	Total Element Score	Total Program Component Score (factored)	Total Deductions									
2	Alysa LIU	USA	1	67.68	36.73	30.95	0.00									
#	Executed Elements	Info	Base Value	GOE	J1	J2	J3	J4	J5	J6	J7	J8	J9	Ref.	Scores of Panel	
1	3F+3Tq	q	9.50	-0.15	-1	0	-1	0	0	0	1	-1	0		9.35	
2	2A		3.30	0.85	2	3	2	2	2	3	3	3	3		4.15	
3	CCoSp4		3.50	0.80	2	3	2	2	2	3	2	3	0		4.30	
4	3Lz	x	6.49	0.59	1	2	1	1	1	0	2	0	1		7.08	
5	FCSp4		3.20	0.82	3	3	2	2	1	2	3	3	3		4.02	
6	StSq4		3.90	0.84	3	1	3	2	1	1	2	3	3		4.74	
7	LSp3		2.40	0.69	3	3	3	3	2	2	3	3	3		3.09	
			32.29												36.73	
Program Components			Factor													
Composition			1.33	8.00	7.75	7.75	8.00	6.75	7.25	8.00	7.50	7.75				7.71
Presentation			1.33	7.75	7.75	8.25	8.25	7.00	7.25	8.25	7.75	8.25				7.89
Skating Skills			1.33	7.75	7.75	8.00	8.00	7.25	7.50	7.75	7.75	7.25				7.68
Judges Total Program Component Score (factored)														30.95		
Deductions:															0.00	

Official Partners:



JUDGES DETAILS PER SKATER

WOMEN SHORT PROGRAM

Rank	Name	Nation	Starting Number	Total Segment Score	Total Element Score	Total Program Component Score (factored)							Total Deductions			
3	Kimmy REPOND	SUI	8	66.94	35.36	31.58							0.00			
#	Executed Elements	Info	Base Value	GOE	J1	J2	J3	J4	J5	J6	J7	J8	J9	Ref.	Scores of Panel	
1	3F!+3T	!	9.50	0.15	0	-2	0	1	1	0	1	-1	1		9.65	
2	2A		3.30	0.80	3	3	2	2	2	2	3	2	3		4.10	
3	FCSp4		3.20	0.05	2	-1	0	2	1	0	1	-2	-2		3.25	
4	3Lo	x	5.39	1.05	2	3	1	1	3	2	3	2	2		6.44	
5	StSq3		3.30	0.99	3	3	3	3	3	2	3	3	3		4.29	
6	LSp4		2.70	0.58	2	2	2	2	3	1	2	2	3		3.28	
7	CCoSp4		3.50	0.85	3	1	3	2	3	2	2	3	2		4.35	
			30.89												35.36	
Program Components			Factor													
Composition			1.33	8.25	7.00	7.75	8.00	8.75	7.50	8.25	7.75	7.75	7.50	7.89		7.89
Presentation			1.33	8.50	7.25	8.00	8.25	8.50	7.25	8.25	8.25	7.75	8.00		8.00	
Skating Skills			1.33	8.25	7.00	7.75	7.75	9.00	7.75	7.75	7.50	8.25		7.86		
Judges Total Program Component Score (factored)																31.58
Deductions:															0.00	

Rank	Name	Nation	Starting Number	Total Segment Score	Total Element Score	Total Program Component Score (factored)							Total Deductions			
4	Hana YOSHIDA	JPN	11	65.32	33.72	31.60							0.00			
#	Executed Elements	Info	Base Value	GOE	J1	J2	J3	J4	J5	J6	J7	J8	J9	Ref.	Scores of Panel	
1	2A		3.30	0.80	3	3	2	2	2	2	2	3	3		4.10	
2	3Lz+3Tq	q	10.10	-2.70	-5	-5	-4	-5	-4	-5	-5	-3	-4		7.40	
3	FSSp4		3.00	0.64	2	2	3	2	2	3	1	0	3		3.64	
4	3Lo	x	5.39	1.12	3	2	2	3	2	2	3	2	1		6.51	
5	StSq4		3.90	0.89	2	2	3	2	2	3	3	2	2		4.79	
6	CSp4		2.60	0.33	2	-1	2	2	2	0	2	-1	3		2.93	
7	CCoSp4		3.50	0.85	3	2	4	2	2	2	3	2	3		4.35	
			31.79												33.72	
Program Components			Factor													
Composition			1.33	8.25	6.25	8.50	8.00	8.50	7.75	8.25	6.75	7.50		7.86		
Presentation			1.33	8.00	6.50	8.75	8.00	8.00	7.50	8.00	7.50	7.50		7.79		
Skating Skills			1.33	8.50	7.00	8.50	8.25	8.75	8.00	7.75	7.75	8.00		8.11		
Judges Total Program Component Score (factored)																31.60
Deductions:															0.00	

Official Partners:



JUDGES DETAILS PER SKATER

WOMEN SHORT PROGRAM

Rank	Name	Nation	Starting Number	Total Segment Score	Total Element Score	Total Program Component Score (factored)							Total Deductions			
5	Madeline SCHIZAS	CAN	9	65.28	35.11	30.17							0.00			
#	Executed Elements	Info	Base Value	GOE	J1	J2	J3	J4	J5	J6	J7	J8	J9	Ref.	Scores of Panel	
1	3Lz+3T		10.10	1.10	2	3	2	2	2	1	2	2	1		11.20	
2	2A		3.30	0.61	2	2	1	2	2	2	1	2	2		3.91	
3	CCoSp4		3.50	0.50	1	1	2	2	-2	2	2	3	0		4.00	
4	3Lo	x	5.39	1.05	2	3	2	2	2	2	2	2	3		6.44	
5	FSSp4		3.00	0.09	0	0	2	2	-2	0	1	-1	0		3.09	
6	StSq2		2.60	0.59	2	2	3	2	4	2	1	2	3		3.19	
7	LSp4		2.70	0.58	2	2	3	2	2	2	2	3	2		3.28	
			30.59												35.11	
Program Components			Factor													
Composition			1.33	7.25	7.25	7.75	7.75	9.00	7.25	7.50	7.00	7.25			7.43	
Presentation			1.33	7.75	7.50	8.25	7.75	8.75	7.00	7.75	7.50	7.75			7.75	
Skating Skills			1.33	7.25	7.75	7.75	7.50	8.50	7.25	7.25	7.50	7.50			7.50	
Judges Total Program Component Score (factored)																30.17
Deductions:															0.00	

Rank	Name	Nation	Starting Number	Total Segment Score	Total Element Score	Total Program Component Score (factored)							Total Deductions			
6	Elyce LIN-GRACEY	USA	6	58.64	28.70	29.94							0.00			
#	Executed Elements	Info	Base Value	GOE	J1	J2	J3	J4	J5	J6	J7	J8	J9	Ref.	Scores of Panel	
1	3Lz+1T*	*	5.90	-2.95	-5	-5	-5	-5	-5	-5	-5	-5	-5		2.95	
2	2A		3.30	0.52	3	2	1	1	1	2	1	2	2		3.82	
3	FCSp4		3.20	0.46	1	1	1	2	1	1	2	2	2		3.66	
4	3F	x	5.83	1.29	3	3	2	2	2	1	2	3	3		7.12	
5	StSq3		3.30	0.85	2	2	3	3	2	2	3	3	4		4.15	
6	CCoSp4		3.50	-0.05	0	-1	0	0	-2	1	1	2	-2		3.45	
7	LSp4		2.70	0.85	3	3	3	3	3	3	3	4	4		3.55	
			27.73												28.70	
Program Components			Factor													
Composition			1.33	8.00	6.25	7.75	8.00	8.50	7.00	7.50	7.25	7.75			7.61	
Presentation			1.33	7.25	6.50	7.50	8.25	8.00	6.50	7.25	7.75	7.25			7.36	
Skating Skills			1.33	7.75	7.00	7.50	7.75	8.00	6.75	7.50	7.50	7.75			7.54	
Judges Total Program Component Score (factored)																29.94
Deductions:															0.00	

Official Partners:



JUDGES DETAILS PER SKATER

WOMEN SHORT PROGRAM

Rank	Name	Nation	Starting Number	Total Segment Score	Total Element Score	Total Program Component Score (factored)	Total Deductions									
7	Kaiya RUITER	CAN	5	57.66	30.58	27.08	0.00									
#	Executed Elements	Info	Base Value	GOE	J1	J2	J3	J4	J5	J6	J7	J8	J9	Ref.	Scores of Panel	
1	3Feq+3Tq	e qlq	8.44	-2.00	-5	-5	-4	-5	-4	-5	-5	-5	-4		6.44	
2	2A		3.30	0.61	2	2	2	2	2	1	2	1	2		3.91	
3	FSSp3		2.60	0.48	2	2	2	1	2	1	2	2	2		3.08	
4	3Lo	x	5.39	0.07	0	0	0	1	-1	0	0	0	1		5.46	
5	CCoSp4		3.50	0.50	1	2	2	1	-1	1	2	1	2		4.00	
6	StSq4		3.90	0.78	2	2	3	2	2	1	2	2	2		4.68	
7	LSp4		2.70	0.31	2	1	2	2	0	-1	2	1	0		3.01	
			29.83												30.58	
Program Components			Factor													
Composition			1.33	6.75	6.00	7.25	7.25	6.75	5.75	7.50	6.25	6.25				6.64
Presentation			1.33	6.50	6.50	7.75	7.25	7.50	6.00	7.50	6.50	6.75				6.93
Skating Skills			1.33	6.75	6.00	7.25	7.25	7.00	5.75	7.25	6.50	6.75				6.79
Judges Total Program Component Score (factored)															27.08	
Deductions:															0.00	

Rank	Name	Nation	Starting Number	Total Segment Score	Total Element Score	Total Program Component Score (factored)	Total Deductions									
8	Yelim KIM	KOR	7	56.12	27.38	28.74	0.00									
#	Executed Elements	Info	Base Value	GOE	J1	J2	J3	J4	J5	J6	J7	J8	J9	Ref.	Scores of Panel	
1	3Lz+2T		7.20	0.84	1	2	1	2	3	1	1	2	1		8.04	
2	2A		3.30	0.80	3	3	2	2	3	2	2	3	2		4.10	
3	FCSp4		3.20	0.05	1	0	0	0	0	0	1	-1	0		3.25	
4	3Fl<	<	4.66	-2.12	-5	-5	-5	-5	-5	-5	-5	-5	-5		2.54	
5	StSq3		3.30	0.47	1	2	1	1	2	1	2	3	1		3.77	
6	CCoSp2		2.50	0.14	1	0	1	1	2	1	1	-1	-2		2.64	
7	SSp4		2.50	0.54	2	1	2	2	3	2	2	2	3		3.04	
			26.66												27.38	
Program Components			Factor													
Composition			1.33	7.50	6.25	7.25	7.50	8.00	7.00	7.25	7.25	6.50				7.18
Presentation			1.33	7.00	6.25	7.50	7.50	7.50	6.50	7.00	8.00	6.00				7.04
Skating Skills			1.33	7.75	6.50	7.50	7.75	8.50	7.00	7.25	7.50	7.00				7.39
Judges Total Program Component Score (factored)															28.74	
Deductions:															0.00	

Official Partners:



JUDGES DETAILS PER SKATER

WOMEN SHORT PROGRAM

Rank	Name	Nation	Starting Number	Total Segment Score	Total Element Score	Total Program Component Score (factored)							Total Deductions			
9	Sara-Maude DUPUIS	CAN	3	54.15	26.94	27.21							0.00			
#	Executed Elements	Info	Base Value	GOE	J1	J2	J3	J4	J5	J6	J7	J8	J9	Ref.	Scores of Panel	
1	3T+3T		8.40	0.78	2	2	2	2	1	2	2	1	2		9.18	
2	2A		3.30	0.61	2	3	2	2	1	1	2	2	2		3.91	
3	LSp4		2.70	-0.04	-1	1	1	0	-1	1	1	-2	-2		2.66	
4	2Lz*	*	0.00	x 0.00	-	-	-	-	-	-	-	-	-		0.00	
5	FCSp4		3.20	0.46	1	2	1	1	1	2	2	1	2		3.66	
6	StSq3		3.30	0.38	1	2	1	1	-2	0	2	2	1		3.68	
7	CCoSp4		3.50	0.35	-1	0	2	2	0	1	3	1	1		3.85	
			24.40												26.94	
Program Components			Factor													
Composition			1.33	6.50	7.00	7.25	7.25	6.00	6.25	7.25	6.50	6.25				6.71
Presentation			1.33	6.00	7.00	7.50	7.50	6.75	5.75	7.75	7.00	7.00				6.96
Skating Skills			1.33	6.50	7.25	7.00	7.25	6.25	5.50	7.50	6.75	6.50				6.79
Judges Total Program Component Score (factored)																27.21
Deductions:																0.00

Rank	Name	Nation	Starting Number	Total Segment Score	Total Element Score	Total Program Component Score (factored)							Total Deductions			
10	Rino MATSUIKE	JPN	2	52.31	24.43	28.88							-1.00			
#	Executed Elements	Info	Base Value	GOE	J1	J2	J3	J4	J5	J6	J7	J8	J9	Ref.	Scores of Panel	
1	2A<<	<<	1.10	-0.55	-5	-5	-5	-5	-5	-5	-5	-5	-5		0.55	
2	3Fl+3Tq	!!q	9.50	-0.98	-2	-3	-1	0	-1	-2	-2	-3	-2		8.52	
3	CCoSp3		3.00	-0.26	1	-1	1	1	-3	-2	0	-3	-2		2.74	
4	3Lz<<	F <<	2.31	x -1.05	-5	-5	-5	-5	-5	-5	-5	-5	-5		1.26	
5	StSq3		3.30	0.61	2	1	2	2	2	1	2	2	4		3.91	
6	FCSp4		3.20	0.78	2	2	2	2	3	2	3	3	3		3.98	
7	LSp4		2.70	0.77	2	3	3	3	3	3	2	3	3		3.47	
			25.11												24.43	
Program Components			Factor													
Composition			1.33	7.50	6.00	6.50	7.50	7.50	6.75	7.50	7.50	7.25				7.21
Presentation			1.33	6.75	6.50	6.75	7.50	7.00	6.25	7.50	7.25	7.00				6.96
Skating Skills			1.33	7.50	7.25	7.50	7.75	8.00	7.00	7.75	7.25	7.75				7.54
Judges Total Program Component Score (factored)																28.88
Deductions:			Falls	-1.00	(1)											-1.00

Official Partners:



JUDGES DETAILS PER SKATER

WOMEN SHORT PROGRAM

Rank	Name	Nation	Starting Number	Total Segment Score	Total Element Score	Total Program Component Score (factored)		Total Deductions								
11	Seoyeong WI	KOR	4	47.86	23.68	25.18		-1.00								
#	Executed Elements	Info	Base Value	GOE	J1	J2	J3	J4	J5	J6	J7	J8	J9	Ref.	Scores of Panel	
1	3Lz<+3T<	<<	8.08	-1.55	-4	-5	-3	-3	-2	-4	-4	2	-3		6.53	
2	2A		3.30	0.57	2	2	1	2	2	1	1	2	2		3.87	
3	FCSp3		2.80	-0.28	0	-2	0	0	-2	-1	-1	-1	-2		2.52	
4	3Lo<	F <	4.31	x -1.96	-5	-5	-5	-5	-5	-5	-5	-5	-5		2.35	
5	CCoSp3		3.00	-0.30	0	-2	0	0	-2	-1	0	-2	-2		2.70	
6	StSq2		2.60	0.07	1	1	0	0	0	0	0	2	0		2.67	
7	SSp4		2.50	0.54	2	2	2	1	3	2	2	2	3		3.04	
			26.59												23.68	
Program Components			Factor													
Composition			1.33	6.50	5.50	6.25	6.75	6.00	5.50	7.00	6.25	6.00				6.18
Presentation			1.33	6.50	5.75	5.75	7.00	5.00	4.75	6.50	6.75	5.25				5.93
Skating Skills			1.33	6.75	6.50	6.75	7.25	6.75	5.25	7.25	7.00	6.75				6.82
Judges Total Program Component Score (factored)																25.18
Deductions:			Falls	-1.00 (1)												-1.00

Rank	Name	Nation	Starting Number	Total Segment Score	Total Element Score	Total Program Component Score (factored)		Total Deductions								
12	Ekaterina KURAKOVA	POL	10	47.31	21.20	28.11		-2.00								
#	Executed Elements	Info	Base Value	GOE	J1	J2	J3	J4	J5	J6	J7	J8	J9	Ref.	Scores of Panel	
1	3Lz<	F <	4.72	-2.36	-5	-5	-5	-5	-5	-5	-5	-5	-5		2.36	
2	2A		3.30	0.52	2	3	1	1	1	2	1	3	3		3.82	
3	CCoSp4V		2.63	-0.19	0	0	0	0	-1	-1	-1	-3	-2		2.44	
4	3Lo<+COMBO	F <	4.31	x -1.96	-5	-5	-5	-5	-5	-5	-5	-5	-5		2.35	
5	FCSp2		2.30	0.03	0	1	1	1	-1	-2	0	0	0		2.33	
6	StSq4		3.90	0.95	2	4	2	2	3	2	2	3	3		4.85	
7	LSp4		2.70	0.35	1	2	1	1	1	2	2	1	0		3.05	
			23.86												21.20	
Program Components			Factor													
Composition			1.33	7.25	7.25	6.50	7.00	7.00	6.75	7.00	6.75	6.50				6.89
Presentation			1.33	7.25	7.75	7.50	7.50	7.50	6.50	7.25	7.25	7.25				7.36
Skating Skills			1.33	7.00	7.25	6.75	7.50	6.75	6.50	6.75	7.25	5.75				6.89
Judges Total Program Component Score (factored)																28.11
Deductions:			Falls	-2.00 (2)												-2.00

Legend:							
#	Sequence number	GOE	Grade of Execution	Jx	Judges (x=1-9)	Ref.	Referee
*	Invalid element	e	Wrong edge	<	Under-rotated jump	<<	Downgraded jump
x	Credit for highlight distribution, base value multiplied by 1.1			!	Not clear edge	F	Fall
q	Jump landed on the quarter						

Official Partners:



RESULTS

WOMEN FREE SKATING

Pl.	Name	Nation	Total Segment Score
1	Rino MATSUIKE	JPN	139.85
2	Kaori SAKAMOTO	JPN	126.24
3	Hana YOSHIDA	JPN	126.05
4	Madeline SCHIZAS	CAN	124.76
5	Kimmy REPOND	SUI	124.13
6	Elyce LIN-GRACEY	USA	123.73
7	Alysa LIU	USA	120.01
8	Ekaterina KURAKOVA	POL	114.76
9	Sara-Maude DUPUIS	CAN	106.31
10	Kaiya RUITER	CAN	104.66
11	Seoyeong WI	KOR	92.99
12	Yelim KIM	KOR	80.02

Ms. Peggy GRAHAM, ISU
Referee

Ms. Emilie BILLOW, ISU
Technical Controller

Official Partners:



Event Technology



JUDGES DETAILS PER SKATER

WOMEN FREE SKATING

Rank	Name	Nation	Starting Number	Total Segment Score	Total Element Score	Total Program Component Score (factored)	Total Deductions									
1	Rino MATSUIKE	JPN	3	139.85	74.74	65.11	0.00									
#	Executed Elements	Info	Base Value	GOE	J1	J2	J3	J4	J5	J6	J7	J8	J9	Ref.	Scores of Panel	
1	3Lo		4.90	1.33	3	2	3	2	2	3	3	3	3		6.23	
2	3Lz!+3T+2T	!	11.40	0.00	-1	-1	0	1	1	0	1	-1	0		11.40	
3	3F		5.30	1.44	3	2	3	3	3	2	2	3	3		6.74	
4	ChSq1		3.00	1.14	3	2	2	2	2	2	3	0	4		4.14	
5	2A		3.30	0.75	3	3	2	2	2	2	2	2	3		4.05	
6	FCCoSp4		3.50	0.75	2	2	2	2	2	3	3	2	2		4.25	
7	3Lz!+2T	!	7.92	x 0.17	-1	-1	0	1	0	1	1	0	1		8.09	
8	3F+2A+SEQ		9.46	x 1.21	3	2	2	3	2	2	2	2	3		10.67	
9	3S		4.73	x 0.98	3	2	2	2	2	2	2	3	3		5.71	
10	StSq4		3.90	1.17	3	3	3	2	3	3	3	3	5		5.07	
11	CCoSp4		3.50	1.30	4	4	4	3	4	4	3	0	4		4.80	
12	LSp4		2.70	0.89	4	3	3	3	3	4	3	3	4		3.59	
			63.61												74.74	
Program Components			Factor													
Composition			2.67	8.25	7.50	7.50	8.00	8.25	8.25	8.25	8.25	6.75	8.00			7.96
Presentation			2.67	8.50	8.00	8.00	8.00	8.00	8.00	8.00	7.75	8.50	7.50	9.00		8.11
Skating Skills			2.67	8.50	8.25	7.75	8.25	8.50	8.50	8.50	8.50	7.75	8.50			8.32
Judges Total Program Component Score (factored)														65.11		
Deductions:														0.00		

Rank	Name	Nation	Starting Number	Total Segment Score	Total Element Score	Total Program Component Score (factored)	Total Deductions									
2	Kaori SAKAMOTO	JPN	12	126.24	60.93	67.31	-2.00									
#	Executed Elements	Info	Base Value	GOE	J1	J2	J3	J4	J5	J6	J7	J8	J9	Ref.	Scores of Panel	
1	2A		3.30	1.27	4	3	4	4	4	4	3	4	4		4.57	
2	3Lz		5.90	1.10	1	2	0	2	2	2	2	2	2		7.00	
3	2A+1Eu+2S<	F <	4.84	-1.65	-5	-5	-5	-5	-4	-5	-5	-5	-5		3.19	
4	CCoSp4		3.50	0.60	2	2	0	1	2	1	2	2	2		4.10	
5	3F+3T<	<	8.66	-0.61	-1	-3	-1	-2	1	-2	0	-1	-1		8.05	
6	StSq3		3.30	0.80	3	3	2	2	2	2	2	3	3		4.10	
7	FSSp4		3.00	0.43	2	2	1	0	3	2	1	1	1		3.43	
8	3Lz+2T		7.92	x 1.01	2	2	2	2	2	1	1	2	1		8.93	
9	ChSq1		3.00	1.14	2	1	1	2	2	3	3	3	4		4.14	
10	3F<	F <	4.66	x -2.12	-5	-5	-5	-5	-5	-5	-5	-5	-5		2.54	
11	3Lo		5.39	x 1.19	2	3	2	2	3	2	3	2	3		6.58	
12	FCCoSp4		3.50	0.80	2	2	3	2	3	2	2	3	2		4.30	
			56.97												60.93	
Program Components			Factor													
Composition			2.67	8.50	8.25	8.00	8.75	8.50	8.75	8.50	8.75	8.50	8.25	8.50		8.46
Presentation			2.67	8.25	7.75	7.75	8.50	8.00	7.75	8.50	8.50	8.50	8.25			8.14
Skating Skills			2.67	8.75	8.25	8.50	9.00	8.50	8.50	8.50	8.75	8.75	8.50			8.61
Judges Total Program Component Score (factored)														67.31		
Deductions:			Falls	-2.00 (2)											-2.00	

Official Partners:



JUDGES DETAILS PER SKATER

WOMEN FREE SKATING

Rank	Name	Nation	Starting Number	Total Segment Score	Total Element Score	Total Program Component Score (factored)	Total Deductions									
3	Hana YOSHIDA	JPN	9	126.05	63.64	63.41	-1.00									
#	Executed Elements	Info	Base Value	GOE	J1	J2	J3	J4	J5	J6	J7	J8	J9	Ref.	Scores of Panel	
1	3A<	<	6.40	-2.29	-3	-4	-4	-4	-3	-4	-3	-3	-4		4.11	
2	3F!	!	5.30	0.53	1	-1	1	1	1	1	1	1	1		5.83	
3	2A+3T		7.50	1.02	2	2	3	3	3	3	2	2	1		8.52	
4	3Lo		4.90	0.35	0	0	1	1	1	0	2	2	0		5.25	
5	ChSq1		3.00	1.07	2	2	3	2	2	1	2	2	3		4.07	
6	FCCoSp4		3.50	0.60	1	1	2	2	2	1	2	2	2		4.10	
7	3Lzq+2T	q	7.92	x -1.10	-2	-2	-2	-2	-1	-2	-1	-3	-2		6.82	
8	3S+2A+2T+SEQ		9.79	x 0.49	1	0	1	2	2	0	2	1	1		10.28	
9	3Lz<	F <	5.19	x -2.36	-5	-5	-5	-5	-5	-5	-5	-5	-5		2.83	
10	CCoSp4		3.50	0.45	2	1	2	2	1	1	3	0	0		3.95	
11	StSq4		3.90	0.84	3	3	3	2	2	1	2	0	2		4.74	
12	SSp4		2.50	0.64	3	2	3	3	3	2	2	2	4		3.14	
			63.40												63.64	
Program Components			Factor													
Composition			2.67	8.25	7.50	7.75	8.25	7.75	6.75	8.25	7.25	7.50				7.75
Presentation			2.67	8.00	7.25	8.25	8.25	8.00	7.00	8.00	7.25	7.75				7.79
Skating Skills			2.67	8.50	8.25	8.00	8.25	8.50	7.75	8.25	7.75	8.50				8.21
Judges Total Program Component Score (factored)														63.41		
Deductions:			Falls	-1.00	(1)											-1.00

Rank	Name	Nation	Starting Number	Total Segment Score	Total Element Score	Total Program Component Score (factored)	Total Deductions									
4	Madeline SCHIZAS	CAN	8	124.76	65.25	59.51	0.00									
#	Executed Elements	Info	Base Value	GOE	J1	J2	J3	J4	J5	J6	J7	J8	J9	Ref.	Scores of Panel	
1	3Lz+3T		10.10	1.52	2	3	2	3	3	2	3	3	2		11.62	
2	3F		5.30	0.08	1	0	0	0	0	0	1	0	0		5.38	
3	3Lo+2T		6.20	0.98	2	2	2	2	2	2	2	2	3		7.18	
4	3S		4.30	-1.23	-3	-3	-2	-2	-3	-3	-4	-3	-3		3.07	
5	FCCoSp3		3.00	-0.39	-1	-2	0	-1	-2	-3	2	-2	-1		2.61	
6	3Lz		6.49	x 1.18	2	1	2	2	2	2	3	2	2		7.67	
7	3Lo+2A+2T+SEQ		10.45	x 0.14	0	1	0	0	2	0	0	0	1		10.59	
8	2A		3.63	x 0.52	1	2	1	1	2	1	2	2	2		4.15	
9	ChSq1		3.00	0.64	2	1	1	2	0	-1	1	2	2		3.64	
10	CCoSp3		3.00	0.09	-1	1	1	0	-2	1	2	0	0		3.09	
11	StSq2		2.60	0.37	2	2	1	1	2	1	1	2	1		2.97	
12	LSp4		2.70	0.58	2	2	2	2	2	2	2	3	3		3.28	
			60.77												65.25	
Program Components			Factor													
Composition			2.67	8.00	7.00	6.50	7.50	7.50	7.25	7.50	7.50	7.50	6.75			7.29
Presentation			2.67	8.25	7.00	7.50	7.25	8.00	7.50	7.25	7.25	7.25	7.50			7.46
Skating Skills			2.67	8.00	8.25	7.00	7.75	7.75	7.25	7.50	7.25	7.25	7.25			7.54
Judges Total Program Component Score (factored)														59.51		
Deductions:																0.00

Official Partners:



JUDGES DETAILS PER SKATER

WOMEN FREE SKATING

Rank	Name	Nation	Starting Number	Total Segment Score	Total Element Score	Total Program Component Score (factored)	Total Deductions									
5	Kimmy REPOND	SUI	10	124.13	63.75	62.38	-2.00									
#	Executed Elements	Info	Base Value	GOE	J1	J2	J3	J4	J5	J6	J7	J8	J9	Ref.	Scores of Panel	
1	3F+3T		9.50	1.06	2	2	2	2	2	2	2	3	2		10.56	
2	3Lz	F	5.90	-2.95	-5	-5	-5	-5	-5	-5	-5	-5	-5		2.95	
3	2A		3.30	0.42	2	1	1	1	1	1	2	2	1		3.72	
4	3S		4.30	0.68	3	1	2	1	2	1	2	2	1		4.98	
5	FCCoSp4		3.50	0.70	2	2	3	2	1	2	2	3	-1		4.20	
6	ChSq1		3.00	0.71	0	0	2	2	2	1	2	2	1		3.71	
7	3Lo+2A+SEQ		9.02	x 0.49	1	1	1	2	2	1	1	0	0		9.51	
8	3Flq+2T+2Tq	!!qq	8.69	x -2.50	-5	-5	-4	-4	-4	-5	-5	-5	-5		6.19	
9	3Lo		5.39	x 0.77	1	2	2	2	2	0	2	1	1		6.16	
10	LSp4		2.70	0.46	2	1	2	2	2	1	1	2	2		3.16	
11	StSq4		3.90	0.61	2	2	2	2	1	1	1	2	1		4.51	
12	CCoSp4		3.50	0.60	2	-1	2	3	2	1	0	3	2		4.10	
			62.70												63.75	
Program Components			Factor													
Composition			2.67	7.75	7.50	7.50	7.75	8.00	7.50	7.50	7.50	7.50	7.00	7.00		7.61
Presentation			2.67	8.00	7.50	7.50	7.75	8.25	8.25	7.25	8.00	8.25	7.50	7.50		7.89
Skating Skills			2.67	7.75	7.50	8.00	8.00	8.50	7.00	8.00	8.00	7.75	8.00	8.00		7.86
Judges Total Program Component Score (factored)														62.38		
Deductions:			Time violation	-1.00	Falls				-1.00	(1)						-2.00

Rank	Name	Nation	Starting Number	Total Segment Score	Total Element Score	Total Program Component Score (factored)	Total Deductions									
6	Elyce LIN-GRACEY	USA	7	123.73	64.51	59.22	0.00									
#	Executed Elements	Info	Base Value	GOE	J1	J2	J3	J4	J5	J6	J7	J8	J9	Ref.	Scores of Panel	
1	3Lz+3T<	<	9.26	-2.95	-5	-5	-5	-5	-5	-5	-5	-5	-5		6.31	
2	3S<	<	3.44	-0.59	-1	-2	-1	-2	-2	-2	-2	-2	-1		2.85	
3	3Lo		4.90	0.42	1	0	1	1	1	1	1	2	0		5.32	
4	FCCoSp4		3.50	0.50	0	1	2	2	2	1	3	0	2		4.00	
5	StSq2		2.60	0.48	2	2	2	2	1	1	2	2	3		3.08	
6	2A		3.30	0.42	2	2	1	1	1	1	1	1	2		3.72	
7	3F+2A+2T+SEQ		10.89	x 1.06	2	2	2	1	2	2	2	2	2		11.95	
8	3F+2T		7.26	x 0.68	1	1	1	1	1	1	2	2	2		7.94	
9	3Lz		6.49	x 1.10	2	2	2	2	1	1	2	2	3		7.59	
10	LSp4		2.70	0.69	2	3	4	3	2	1	3	3	2		3.39	
11	ChSq1		3.00	1.36	2	3	3	2	2	3	3	3	3		4.36	
12	CCoSp4		3.50	0.50	1	1	1	1	1	2	2	2	2		4.00	
			60.84												64.51	
Program Components			Factor													
Composition			2.67	7.50	7.00	7.50	7.75	7.25	7.25	7.25	7.25	7.25	8.00	7.50		7.39
Presentation			2.67	7.75	7.25	7.25	7.50	7.00	6.75	7.00	7.25	8.00	7.50	7.50		7.29
Skating Skills			2.67	8.25	7.25	7.50	7.50	7.50	7.50	7.50	7.75	7.25	7.50	7.50		7.50
Judges Total Program Component Score (factored)														59.22		
Deductions:														0.00		

Official Partners:



JUDGES DETAILS PER SKATER

WOMEN FREE SKATING

Rank	Name	Nation	Starting Number	Total Segment Score	Total Element Score	Total Program Component Score (factored)	Total Deductions									
7	Alysa LIU	USA	11	120.01	59.34	60.67	0.00									
#	Executed Elements	Info	Base Value	GOE	J1	J2	J3	J4	J5	J6	J7	J8	J9	Ref.	Scores of Panel	
1	3F!	!	5.30	0.61	1	1	1	0	1	1	1	2	2		5.91	
2	3Lz+3T<	<	9.26	-2.11	-3	-5	-3	-3	-3	-4	-4	-4	-4		7.15	
3	2A		3.30	0.71	2	3	2	2	2	2	2	2	3		4.01	
4	CCoSp4		3.50	0.95	3	2	3	2	3	2	3	3	3		4.45	
5	3Lo<	<	3.92	-0.56	-1	-4	-1	-2	-2	-2	-1	-1	-1		3.36	
6	StSq3		3.30	0.61	2	3	1	1	3	1	1	3	2		3.91	
7	3F!+2T	!	7.26	x 0.00	0	-1	0	0	0	0	0	0	1		7.26	
8	3Lz+1Eu+3S<	<	10.82	x -1.60	-2	-4	-3	-2	-2	-3	-3	-3	-3		9.22	
9	2A		3.63	x 0.28	1	1	0	0	1	1	1	2	1		3.91	
10	FCSp3		2.80	0.52	1	1	2	1	2	2	3	3	2		3.32	
11	ChSq1		3.00	0.79	2	1	0	1	2	1	1	3	3		3.79	
12	LSp3		2.40	0.65	3	3	2	2	2	3	3	4	3		3.05	
			58.49												59.34	
Program Components			Factor													
Composition			2.67	7.75	8.75	7.00	7.50	7.50	7.25	7.50	7.50	7.50	7.50	7.50		7.50
Presentation			2.67	7.50	8.50	7.25	7.50	7.50	8.00	7.00	7.75	8.00	7.75	7.50		7.68
Skating Skills			2.67	8.25	8.25	7.00	7.50	7.00	7.00	7.75	8.00	7.25				7.54
Judges Total Program Component Score (factored)														60.67		
Deductions:															0.00	

Rank	Name	Nation	Starting Number	Total Segment Score	Total Element Score	Total Program Component Score (factored)	Total Deductions									
8	Ekaterina KURAKOVA	POL	1	114.76	58.29	56.47	0.00									
#	Executed Elements	Info	Base Value	GOE	J1	J2	J3	J4	J5	J6	J7	J8	J9	Ref.	Scores of Panel	
1	3Lz+1Eu+3F!<	!<	10.64	-2.02	-4	-4	-3	-1	-4	-4	-3	-3	-3		8.62	
2	3Lo		4.90	0.77	1	2	1	1	2	2	2	2	1		5.67	
3	3T		4.20	-0.12	0	-1	0	0	-1	0	0	-1	0		4.08	
4	3S		4.30	0.61	0	2	1	1	1	2	2	1	2		4.91	
5	CCoSp4V		2.63	0.22	0	0	2	1	1	2	1	1	0		2.85	
6	ChSq1		3.00	0.50	1	1	1	1	1	2	1	-1	1		3.50	
7	3Lo+2A+SEQ		9.02	x 0.35	1	0	1	1	1	1	0	1	-1		9.37	
8	3S+2T		6.16	x -0.61	-3	0	0	-2	-2	-1	-2	-1	-2		5.55	
9	2A		3.63	x 0.19	1	1	0	1	0	1	0	0	2		3.82	
10	FCCoSp2		2.50	0.29	1	1	2	0	-1	1	2	1	2		2.79	
11	StSq3		3.30	0.71	2	3	2	2	2	2	2	2	3		4.01	
12	LSp4		2.70	0.42	2	2	2	2	1	3	1	1	1		3.12	
			56.98												58.29	
Program Components			Factor													
Composition			2.67	6.50	7.00	6.50	7.25	6.75	7.50	7.00	6.25	7.00				6.86
Presentation			2.67	7.25	7.25	7.50	7.25	7.50	7.25	7.50	7.00	7.50				7.36
Skating Skills			2.67	6.75	6.75	6.75	7.00	6.50	7.75	7.25	7.25	7.25	6.75			6.93
Judges Total Program Component Score (factored)														56.47		
Deductions:															0.00	

Official Partners:



JUDGES DETAILS PER SKATER

WOMEN FREE SKATING

Rank	Name	Nation	Starting Number	Total Segment Score	Total Element Score	Total Program Component Score (factored)	Total Deductions									
9	Sara-Maude DUPUIS	CAN	4	106.31	53.01	53.30	0.00									
#	Executed Elements	Info	Base Value	GOE	J1	J2	J3	J4	J5	J6	J7	J8	J9	Ref.	Scores of Panel	
1	3Lzq	q	5.90	-1.85	-2	-4	-3	-3	-4	-3	-3	-3	-3		4.05	
2	2A+3T		7.50	0.84	2	2	1	2	2	2	2	2	2		8.34	
3	3Lo<+2A+SEQ	<	7.22	-1.01	-2	-3	-2	-2	-3	-3	-3	-2	-3		6.21	
4	3Fq	q	5.30	-1.06	-2	-2	-2	-2	-2	-2	-2	-2	-1		4.24	
5	FCCoSp4		3.50	0.50	1	2	2	2	2	1	1	1	0		4.00	
6	3T		4.62	x 0.36	1	2	0	0	1	2	1	0	1		4.98	
7	3Sq	q	4.73	x -0.92	-2	-3	-2	-2	-2	-2	-3	-2	-2		3.81	
8	3Lo<	<	4.31	x -1.12	-2	-3	-2	-3	-2	-4	-4	-3	-3		3.19	
9	ChSq1		3.00	0.29	1	1	1	1	0	0	0	1	0		3.29	
10	FCSp4		3.20	0.27	1	1	0	1	1	1	1	0	1		3.47	
11	StSq3		3.30	0.33	1	2	1	1	0	1	0	3	1		3.63	
12	CCoSp4		3.50	0.30	1	1	2	1	1	0	1	0	1		3.80	
			56.08												53.01	
Program Components				Factor												
Composition				2.67	6.75	7.25	6.25	7.00	6.50	6.50	6.75	6.50	6.25	5.25		6.61
Presentation				2.67	6.50	7.25	6.50	6.75	6.75	6.00	7.25	7.25	6.00			6.71
Skating Skills				2.67	6.75	7.50	6.75	7.25	6.50	5.50	6.75	6.75	6.75	5.75		6.64
Judges Total Program Component Score (factored)														53.30		
Deductions:														0.00		

Rank	Name	Nation	Starting Number	Total Segment Score	Total Element Score	Total Program Component Score (factored)	Total Deductions									
10	Kaiya RUITER	CAN	6	104.66	51.57	54.09	-1.00									
#	Executed Elements	Info	Base Value	GOE	J1	J2	J3	J4	J5	J6	J7	J8	J9	Ref.	Scores of Panel	
1	3F!+3T<	!<	8.66	-1.59	-3	-4	-2	-4	-3	-3	-3	-3	-2		7.07	
2	3Lz<	F <	4.72	-2.36	-5	-5	-5	-5	-5	-5	-5	-5	-5		2.36	
3	3S		4.30	0.37	0	1	1	0	0	0	2	2	2		4.67	
4	FSSp4		3.00	0.39	1	1	2	1	1	2	2	1	1		3.39	
5	ChSq1		3.00	0.57	1	1	2	0	0	1	2	2	1		3.57	
6	2A		3.30	0.28	1	1	1	1	0	1	1	0	2		3.58	
7	3F!<	!<	4.66	x -2.12	-5	-5	-5	-5	-5	-5	-5	-5	-5		2.54	
8	3Lo+2A+SEQ		9.02	x -1.68	-4	-3	-3	-4	-3	-4	-5	-3	-3		7.34	
9	3Lo+2T		6.82	x 0.00	0	-1	0	0	0	0	0	0	1		6.82	
10	CCoSp4		3.50	0.60	2	2	2	1	1	2	2	1	3		4.10	
11	StSq2		2.60	0.41	2	2	2	1	2	1	1	3	1		3.01	
12	LSp4		2.70	0.42	2	2	2	1	2	1	1	2	0		3.12	
			56.28												51.57	
Program Components				Factor												
Composition				2.67	6.75	6.75	6.25	7.00	6.75	6.25	5.75	7.00	6.00			6.54
Presentation				2.67	7.25	7.25	7.25	6.75	7.25	6.25	6.25	7.00	6.75			6.93
Skating Skills				2.67	7.00	6.75	6.75	7.00	6.75	6.75	6.00	6.75	6.75			6.79
Judges Total Program Component Score (factored)														54.09		
Deductions:							Falls	-1.00 (1)						-1.00		

Official Partners:



JUDGES DETAILS PER SKATER

WOMEN FREE SKATING

Rank	Name	Nation	Starting Number	Total Segment Score	Total Element Score	Total Program Component Score (factored)		Total Deductions							
11	Seoyeong WI	KOR	2	92.99	46.49	47.50		-1.00							
#	Executed Elements	Info	Base Value	GOE	J1	J2	J3	J4	J5	J6	J7	J8	J9	Ref.	Scores of Panel
1	3Lz<+3T<	<<	8.08	-1.69	-3	-4	-2	-3	-3	-4	-4	-4	-4		6.39
2	3F<	<	4.24	-0.60	-1	-2	-1	-2	-1	-2	-2	-1	-1		3.64
3	3Lo<	<	3.92	-0.89	-2	-3	-2	-2	-3	-2	-3	-2	-2		3.03
4	3S<	<	3.44	-0.64	-1	-2	-2	-2	-3	-2	-2	-2	-1		2.80
5	FCSp4		3.20	-0.05	0	0	1	-1	-1	-1	1	0	0		3.15
6	ChSq1		3.00	0.43	1	1	1	1	1	0	0	1	1		3.43
7	3Loq+REP	F q	3.77	x -2.45	-5	-5	-5	-5	-5	-5	-5	-5	-5		1.32
8	3Lz+2T+2Lo<	<	9.42	x -1.01	-2	-3	-2	-2	0	-2	-2	-2	0		8.41
9	2A<+2T	<	4.33	x -0.41	-1	-2	-1	-2	0	-2	-2	-2	-1		3.92
10	StSq3		3.30	0.19	1	0	-1	0	1	0	1	2	1		3.49
11	FCCoSp4		3.50	0.15	0	0	2	-1	0	1	1	1	0		3.65
12	CCoSp3		3.00	0.26	1	1	0	-1	2	1	2	1	0		3.26
			53.20												46.49
Program Components			Factor												
Composition			2.67	6.50	5.75	5.00	6.75	5.75	5.75	5.75	5.75	5.75	4.50		5.75
Presentation			2.67	6.50	5.00	5.50	6.25	4.75	5.00	5.50	6.00	4.75		5.43	
Skating Skills			2.67	7.00	6.75	6.50	6.50	6.75	6.50	6.25	6.75	6.50		6.61	
Judges Total Program Component Score (factored)														47.50	
Deductions:			Falls	-1.00 (1)											-1.00

Rank	Name	Nation	Starting Number	Total Segment Score	Total Element Score	Total Program Component Score (factored)		Total Deductions							
12	Yelim KIM	KOR	5	80.02	31.71	49.31		-1.00							
#	Executed Elements	Info	Base Value	GOE	J1	J2	J3	J4	J5	J6	J7	J8	J9	Ref.	Scores of Panel
1	1Lz		0.60	-0.03	0	-1	0	0	-1	0	-1	-1	-2		0.57
2	3Lo		4.90	-1.33	-3	-3	-3	-3	-2	-2	-3	-3	-1		3.57
3	1F!	!	0.50	-0.09	-2	-2	-2	-1	-1	-2	-3	-2	-2		0.41
4	3S<	<	3.44	-0.79	-2	-4	-3	-2	-1	-2	-3	-2	-2		2.65
5	FCSp4		3.20	0.37	1	0	1	1	1	1	2	1	2		3.57
6	3F!<	F ! <	4.66	x -2.12	-5	-5	-5	-5	-5	-5	-5	-5	-5		2.54
7	3S+2T+2Lo<	<	7.66	x -1.04	-2	-4	-2	-2	-1	-3	-3	-3	-2		6.62
8	1A<<	<<	0.00	x 0.00	-	-	-	-	-	-	-	-	-		0.00
9	ChSq1		3.00	0.29	0	0	0	0	0	1	2	1	2		3.29
10	SSp4		2.50	0.39	2	0	1	1	2	1	2	2	2		2.89
11	StSq3		3.30	0.28	-1	0	0	1	2	1	0	2	2		3.58
12	CCoSp2V		1.88	0.14	-1	0	1	1	2	1	1	0	1		2.02
			35.64												31.71
Program Components			Factor												
Composition			2.67	6.25	6.25	5.75	7.00	5.75	6.75	5.50	6.50	4.50		6.11	
Presentation			2.67	5.75	6.25	5.50	6.50	6.00	5.00	5.75	6.00	5.00		5.75	
Skating Skills			2.67	6.50	5.75	6.50	7.00	7.00	6.25	6.25	7.50	6.75		6.61	
Judges Total Program Component Score (factored)														49.31	
Deductions:			Falls	-1.00 (1)											-1.00

Legend:							
#	Sequence number	GOE	Grade of Execution	Jx	Judges (x=1-9)	Ref.	Referee
<	Under-rotated jump	<<	Downgraded jump	x	Credit for highlight distribution, base value multiplied by 1.1		
!	Not clear edge	REP	Jump repetition	F	Fall	q	Jump landed on the quarter

Official Partners:





2024 Skate Canada International

October 25 - 27, 2024 Halifax, NS / CAN



MEN

Scotiabank Center	26 OCT 2024	14:55	Short Program
	27 OCT 2024	12:00	Free Skating

Size of Skating Arena:	26m*61m
Ice Conditions:	very good
Number of Entries:	12
Number of Participants:	12

Entry Withdrawn:

Short Program			
Duration:	2:40 +/- 10 seconds		
Segment Factor:	1.00		
Program Component Factors:	Composition		1.67
	Presentation		1.67
	Skating Skills		1.67

Free Skating			
Duration:	4:00 +/- 10 seconds		
Segment Factor:	1.00		
Program Component Factors:	Composition		3.33
	Presentation		3.33
	Skating Skills		3.33

Official Partners:



RESULTS

MEN

Pl.	Name	Nation	Total Score	SP	FS
1	Ilya MALININ	USA	301.82	1	1
2	Shun SATO	JPN	261.16	2	4
3	Junhwan CHA	KOR	260.31	4	2
4	Sota YAMAMOTO	JPN	257.00	3	3
5	Vladimir LITVINTSEV	AZE	222.90	6	7
6	Gabriele FRANGIPANI	ITA	222.57	10	5
7	Aleksa RAKIC	CAN	222.49	9	6
8	Jason BROWN	USA	218.75	7	9
9	Stephen GOGOLEV	CAN	216.84	5	10
10	Mark GORODNITSKY	ISR	213.41	11	8
11	Luc ECONOMIDES	FRA	211.88	8	11
Withdrawn	Roman SADOVSKY	CAN	63.37	12	WD

Mr. Massimo ORLANDINI, ISU
Referee

Ms. Emilie BILLOW, ISU
Technical Controller

Legend:	SP	Short Program	FS	Free Skating	WD	Withdrawn	Pl.	Place
---------	----	---------------	----	--------------	----	-----------	-----	-------

Official Partners:



PANEL OF JUDGES

MEN

Officials

Technical Controller	Ms. Emilie BILLOW	ISU
Technical Specialist	Mr. Michael HOPFES	ISU
Technical Specialist	Ms. Cathrine HESTENES	ISU

Judges

Referee	Mr. Massimo ORLANDINI	ISU
Judge No. 1	Ms. Florence VUYLSTEKER	FRA
Judge No. 2	Mr. Yury KLIUSHNIKOV	AZE
Judge No. 3	Ms. Yoko KUNO	JPN
Judge No. 4	Mr. Robert ROSENBLUTH	USA
Judge No. 5	Ms. Nadezhda PARETSKAIA	KAZ
Judge No. 6	Mr. Peter VOTH	GER
Judge No. 7	Ms. Deborah ISLAM	CAN
Judge No. 8	Ms. Virginia de AGOSTINI	ITA
Judge No. 9	Ms. Angelique CLYDE-SMITH	AUS

Data/Replay Operator

Data Operator	Mr. David SANTEE	ISU
Replay Operator	Ms. Eva MARTINEK	ISU


Official Partners:



RESULTS

MEN SHORT PROGRAM

Pl.	Name	Nation	Total Segment Score
1	Ilya MALININ	USA	106.22
2	Shun SATO	JPN	96.52
3	Sota YAMAMOTO	JPN	92.16
4	Junhwan CHA	KOR	88.38
5	Stephen GOGOLEV	CAN	82.70
6	Vladimir LITVINTSEV	AZE	79.11
7	Jason BROWN	USA	79.03
8	Luc ECONOMIDES	FRA	77.87
9	Aleksa RAKIC	CAN	76.74
10	Gabriele FRANGIPANI	ITA	76.18
11	Mark GORODNITSKY	ISR	71.79
12	Roman SADOVSKY	CAN	63.37



Mr. Massimo ORLANDINI, ISU
Referee



Ms. Emilie BILLOW, ISU
Technical Controller

Official Partners:



JUDGES DETAILS PER SKATER

MEN SHORT PROGRAM

Rank	Name	Nation	Starting Number	Total Segment Score	Total Element Score	Total Program Component Score (factored)		Total Deductions								
1	Iliia MALININ	USA	12	106.22	61.20	45.02		0.00								
#	Executed Elements	Info	Base Value	GOE	J1	J2	J3	J4	J5	J6	J7	J8	J9	Ref.	Scores of Panel	
1	4F		11.00	3.46	4	4	3	3	3	3	3	3	3		14.46	
2	3A		8.00	1.71	2	2	2	3	2	2	2	4	2		9.71	
3	CCSp3		2.80	0.48	1	2	2	3	2	1	2	0	2		3.28	
4	4Lz+3T		17.27	x 3.45	3	4	3	3	3	4	2	3	2		20.72	
5	FSSp4		3.00	0.47	0	2	2	2	1	0	1	3	3		3.47	
6	CCoSp4		3.50	0.60	1	2	3	2	2	2	1	-2	2		4.10	
7	StSq4		3.90	1.56	5	3	4	5	4	3	3	5	4		5.46	
			49.47												61.20	
Program Components			Factor													
Composition			1.67	7.50	9.00	8.75	9.50	9.25	9.00	9.25	9.25	9.25	9.25	9.25		9.11
Presentation			1.67	8.00	9.25	8.75	9.50	8.75	9.25	9.00	9.00	9.00	8.75			8.96
Skating Skills			1.67	8.50	9.25	8.50	9.00	8.75	9.00	9.00	8.75	9.25				8.89
Judges Total Program Component Score (factored)															45.02	
Deductions:																0.00

Rank	Name	Nation	Starting Number	Total Segment Score	Total Element Score	Total Program Component Score (factored)		Total Deductions								
2	Shun SATO	JPN	11	96.52	54.65	41.87		0.00								
#	Executed Elements	Info	Base Value	GOE	J1	J2	J3	J4	J5	J6	J7	J8	J9	Ref.	Scores of Panel	
1	4Lz		11.50	2.79	4	4	3	2	2	2	2	2	2		14.29	
2	4T+3T		13.70	2.04	2	3	2	2	1	3	2	2	2		15.74	
3	CSSp4		3.00	0.51	1	2	2	3	2	2	1	2	1		3.51	
4	FCSp3		2.80	0.32	0	1	2	1	1	1	2	0	2		3.12	
5	3A		8.80	x 1.60	2	0	3	2	2	3	3	0	2		10.40	
6	StSq2		2.60	0.74	3	3	3	2	3	2	3	3	3		3.34	
7	CCoSp4		3.50	0.75	2	2	1	2	2	3	3	2	2		4.25	
			45.90												54.65	
Program Components			Factor													
Composition			1.67	7.25	9.00	8.25	7.00	8.50	8.50	8.75	8.25	8.75				8.32
Presentation			1.67	7.50	9.00	8.00	7.25	8.50	8.25	9.00	8.25	8.25				8.25
Skating Skills			1.67	8.25	9.25	8.25	8.25	8.75	8.50	9.00	8.25	8.50				8.50
Judges Total Program Component Score (factored)															41.87	
Deductions:																0.00

Official Partners:



JUDGES DETAILS PER SKATER

MEN SHORT PROGRAM

Rank	Name	Nation	Starting Number	Total Segment Score	Total Element Score	Total Program Component Score (factored)							Total Deductions			
3	Sota YAMAMOTO	JPN	10	92.16	51.17	40.99							0.00			
#	Executed Elements	Info	Base Value	GOE	J1	J2	J3	J4	J5	J6	J7	J8	J9	Ref.	Scores of Panel	
1	4T+3T		13.70	2.31	3	2	3	2	2	3	2	3	2		16.01	
2	4S		9.70	2.36	3	3	3	2	3	2	1	2	2		12.06	
3	FCSp3		2.80	0.52	0	1	2	1	2	2	2	3	3		3.32	
4	3A		8.80	x -0.23	0	0	-1	1	-1	0	-1	-1	1		8.57	
5	StSq3		3.30	0.85	4	3	3	1	3	2	2	3	2		4.15	
6	CCoSp4		3.50	0.30	1	1	1	1	0	1	1	0	2		3.80	
7	CSSp4		3.00	0.26	0	2	1	3	0	-1	0	0	3		3.26	
			44.80												51.17	
Program Components			Factor													
Composition			1.67	6.50	8.75	8.50	6.75	8.00	8.00	8.25	8.50	8.25	8.50	8.25		8.04
Presentation			1.67	6.75	8.75	8.25	7.50	8.50	7.75	8.00	8.00	8.50	8.50	8.50		8.07
Skating Skills			1.67	8.25	9.00	8.50	8.50	7.75	8.25	8.50	8.50	8.50	8.50		8.43	
Judges Total Program Component Score (factored)																40.99
Deductions:															0.00	

Rank	Name	Nation	Starting Number	Total Segment Score	Total Element Score	Total Program Component Score (factored)							Total Deductions			
4	Junhwan CHA	KOR	9	88.38	47.42	40.96							0.00			
#	Executed Elements	Info	Base Value	GOE	J1	J2	J3	J4	J5	J6	J7	J8	J9	Ref.	Scores of Panel	
1	4S		9.70	2.77	3	3	3	3	3	3	2	3	2		12.47	
2	3Lz+3Lo<	<	9.82	-0.59	-2	-2	-1	0	-2	0	-1	-1	0		9.23	
3	FCSp4		3.20	0.69	1	1	3	4	2	1	2	3	3		3.89	
4	3A		8.80	x 0.11	1	0	-1	1	-1	1	0	-2	1		8.91	
5	CSSp4		3.00	0.39	0	1	3	3	0	2	1	1	1		3.39	
6	StSq4		3.90	1.23	4	2	4	4	3	3	3	3	2		5.13	
7	CCoSp4		3.50	0.90	1	2	3	3	2	2	3	3	3		4.40	
			41.92												47.42	
Program Components			Factor													
Composition			1.67	6.00	7.50	8.75	8.75	8.00	7.75	8.75	8.25	8.00	8.25	8.00		8.14
Presentation			1.67	6.75	7.75	8.75	8.25	8.50	8.25	8.50	7.50	7.25	7.25		8.00	
Skating Skills			1.67	8.00	8.25	8.50	9.00	9.00	8.00	8.75	8.25	7.75			8.39	
Judges Total Program Component Score (factored)																40.96
Deductions:															0.00	

Official Partners:



JUDGES DETAILS PER SKATER

MEN SHORT PROGRAM

Rank	Name	Nation	Starting Number	Total Segment Score	Total Element Score	Total Program Component Score (factored)		Total Deductions								
5	Stephen GOGOLEV	CAN	1	82.70	46.21	36.49		0.00								
#	Executed Elements	Info	Base Value	GOE	J1	J2	J3	J4	J5	J6	J7	J8	J9	Ref.	Scores of Panel	
1	4S		9.70	1.66	2	3	2	1	2	1	2	2	1		11.36	
2	3F!+3T	!	9.50	0.30	0	0	1	0	1	1	1	1	0		9.80	
3	CCoSp3		3.00	0.51	2	1	2	2	2	1	1	2	2		3.51	
4	3A	x	8.80	1.71	4	2	2	1	2	2	2	3	2		10.51	
5	FCSp4		3.20	0.78	2	1	3	3	2	2	2	3	3		3.98	
6	StSq3		3.30	0.71	2	2	2	3	2	2	2	3	2		4.01	
7	CSSp4		3.00	0.04	-2	1	2	1	-2	-1	0	0	3		3.04	
			40.50												46.21	
Program Components			Factor													
Composition			1.67	7.00	7.75	7.00	7.75	7.50	7.00	7.50	8.25	7.75			7.46	
Presentation			1.67	7.25	7.50	6.50	6.75	6.75	7.25	7.00	7.50	7.00			7.07	
Skating Skills			1.67	7.25	7.75	7.25	7.25	7.25	7.00	7.25	7.50	7.50			7.32	
Judges Total Program Component Score (factored)																36.49
Deductions:																0.00

Rank	Name	Nation	Starting Number	Total Segment Score	Total Element Score	Total Program Component Score (factored)		Total Deductions								
6	Vladimir LITVINTSEV	AZE	7	79.11	43.92	35.19		0.00								
#	Executed Elements	Info	Base Value	GOE	J1	J2	J3	J4	J5	J6	J7	J8	J9	Ref.	Scores of Panel	
1	4T		9.50	2.44	3	2	3	3	3	2	2	3	2		11.94	
2	3A		8.00	0.23	0	0	0	0	0	1	-1	1	1		8.23	
3	FCSp3		2.80	0.36	-1	1	2	2	2	-1	1	2	2		3.16	
4	3F+3T	x	10.45	0.38	1	1	1	0	0	0	1	2	1		10.83	
5	CSSp4		3.00	0.17	0	-1	2	0	2	-1	1	1	1		3.17	
6	StSq3		3.30	0.38	1	1	1	1	2	0	1	2	1		3.68	
7	CCoSp3		3.00	-0.09	-1	-1	1	-1	0	-1	0	0	1		2.91	
			40.05												43.92	
Program Components			Factor													
Composition			1.67	5.75	7.00	6.75	6.50	7.00	6.75	6.75	7.50	7.75			6.89	
Presentation			1.67	6.00	7.25	6.50	6.25	7.25	6.75	7.00	7.75	7.25			6.89	
Skating Skills			1.67	7.00	7.50	7.00	6.50	7.75	7.00	7.25	7.75	7.50			7.29	
Judges Total Program Component Score (factored)																35.19
Deductions:																0.00

Official Partners:



JUDGES DETAILS PER SKATER

MEN SHORT PROGRAM

Rank	Name	Nation	Starting Number	Total Segment Score	Total Element Score	Total Program Component Score (factored)	Total Deductions									
7	Jason BROWN	USA	5	79.03	36.72	43.31	-1.00									
#	Executed Elements	Info	Base Value	GOE	J1	J2	J3	J4	J5	J6	J7	J8	J9	Ref.	Scores of Panel	
1	3F		5.30	1.89	4	3	4	3	4	3	3	4	4		7.19	
2	3A<	F <	6.40	-3.20	-5	-5	-5	-5	-5	-5	-5	-5	-5		3.20	
3	FSSp4		3.00	0.43	0	3	1	1	1	2	1	1	3		3.43	
4	3Lz+3T<	<	10.19	x -1.43	-3	-2	-3	-2	-3	-2	-3	-2	-1		8.76	
5	StSq4		3.90	1.34	4	4	3	3	4	4	3	3	3		5.24	
6	CCSp4		3.20	1.10	3	5	2	4	3	3	4	3	4		4.30	
7	CCoSp4		3.50	1.10	3	5	3	3	4	3	3	-1	3		4.60	
			35.49												36.72	
Program Components			Factor													
Composition			1.67	8.50	8.75	8.50	8.50	8.50	8.50	9.25	8.50	8.00	8.75			8.57
Presentation			1.67	8.75	8.75	8.75	8.75	8.75	8.50	8.75	8.00	8.50	8.75			8.68
Skating Skills			1.67	8.75	8.50	8.75	8.75	8.75	8.75	9.00	8.25	8.50	8.75			8.68
Judges Total Program Component Score (factored)														43.31		
Deductions:			Falls -1.00 (1)											-1.00		

Rank	Name	Nation	Starting Number	Total Segment Score	Total Element Score	Total Program Component Score (factored)	Total Deductions									
8	Luc ECONOMIDES	FRA	4	77.87	39.99	37.88	0.00									
#	Executed Elements	Info	Base Value	GOE	J1	J2	J3	J4	J5	J6	J7	J8	J9	Ref.	Scores of Panel	
1	3A		8.00	0.00	1	0	0	-1	-1	1	-1	0	1		8.00	
2	3F!	!	5.30	0.08	-1	-1	1	-1	0	1	1	1	0		5.38	
3	CCSp4		3.20	0.55	0	2	1	3	2	1	2	1	3		3.75	
4	3Lz+3T		11.11	x -0.76	-1	-1	-1	-2	-1	-1	-2	-2	0		10.35	
5	FSSp4		3.00	0.43	2	1	1	2	2	1	1	0	3		3.43	
6	StSq4		3.90	1.28	3	3	2	4	4	3	3	4	3		5.18	
7	CCoSp4		3.50	0.40	2	1	1	2	1	0	1	-2	2		3.90	
			38.01												39.99	
Program Components			Factor													
Composition			1.67	7.25	7.50	6.75	7.25	7.50	7.50	7.50	7.75	7.75	7.75			7.50
Presentation			1.67	7.50	7.50	7.25	8.00	8.00	8.00	8.00	8.00	8.00	7.75			7.82
Skating Skills			1.67	7.25	7.25	6.50	7.00	7.75	7.50	7.25	7.75	7.50				7.36
Judges Total Program Component Score (factored)														37.88		
Deductions:														0.00		

Official Partners:



JUDGES DETAILS PER SKATER

MEN SHORT PROGRAM

Rank	Name	Nation	Starting Number	Total Segment Score	Total Element Score	Total Program Component Score (factored)	Total Deductions								
9	Aleksa RAKIC	CAN	2	76.74	40.94	35.80	0.00								
#	Executed Elements	Info	Base Value	GOE	J1	J2	J3	J4	J5	J6	J7	J8	J9	Ref.	Scores of Panel
1	4T		9.50	1.22	2	1	2	-1	2	1	1	1	1		10.72
2	3A<	<	6.40	-2.83	-2	-5	-4	-5	-5	-4	-5	-4	-4		3.57
3	CCSp4		3.20	0.73	2	2	3	2	2	2	2	3	3		3.93
4	3F+3T		10.45	x 0.15	-1	0	1	0	0	0	0	1	1		10.60
5	CCoSp4		3.50	0.55	1	2	2	1	1	2	1	2	3		4.05
6	StSq4		3.90	0.78	3	1	2	2	2	1	3	2	2		4.68
7	FSSp4		3.00	0.39	0	1	-1	2	2	1	1	2	2		3.39
			39.95												40.94
Program Components			Factor												
Composition			1.67	6.75	7.00	7.25	6.50	7.00	6.50	7.50	7.25	7.75			7.04
Presentation			1.67	7.25	7.25	7.25	7.00	7.50	6.50	7.25	7.50	7.50			7.29
Skating Skills			1.67	7.25	7.00	6.75	6.50	7.50	6.75	7.25	7.75	7.25			7.11
Judges Total Program Component Score (factored)															35.80
Deductions:															0.00

Rank	Name	Nation	Starting Number	Total Segment Score	Total Element Score	Total Program Component Score (factored)	Total Deductions									
10	Gabriele FRANGIPANI	ITA	8	76.18	39.79	37.39	-1.00									
#	Executed Elements	Info	Base Value	GOE	J1	J2	J3	J4	J5	J6	J7	J8	J9	Ref.	Scores of Panel	
1	4T	F	9.50	-4.75	-5	-5	-5	-5	-5	-5	-5	-5	-5		4.75	
2	3A		8.00	1.60	2	1	2	2	2	3	1	3	2		9.60	
3	FSSp4		3.00	0.51	1	1	2	3	2	1	2	2	2		3.51	
4	3Lz+3T		11.11	x 0.25	0	0	1	1	0	1	0	3	0		11.36	
5	StSq3		3.30	0.80	2	2	2	3	3	2	3	4	0		4.10	
6	CCSp4		3.20	0.32	0	1	1	1	1	1	1	1	1		3.52	
7	CCoSp4		3.50	-0.55	-2	-1	-2	-2	-2	-2	-4	0	0		2.95	
			41.61												39.79	
Program Components			Factor													
Composition			1.67	6.75	7.50	7.75	7.50	8.00	7.50	7.25	8.25	7.00			7.50	
Presentation			1.67	6.75	7.75	7.50	8.00	7.50	7.75	7.25	7.75	7.50			7.57	
Skating Skills			1.67	7.25	7.25	7.25	7.00	7.25	7.75	6.75	8.00	7.50			7.32	
Judges Total Program Component Score (factored)															37.39	
Deductions:			Falls	-1.00	(1)											-1.00

Official Partners:



JUDGES DETAILS PER SKATER

MEN SHORT PROGRAM

Rank	Name	Nation	Starting Number	Total Segment Score	Total Element Score	Total Program Component Score (factored)		Total Deductions								
11	Mark GORODNITSKY	ISR	6	71.79	37.73	34.06		0.00								
#	Executed Elements	Info	Base Value	GOE	J1	J2	J3	J4	J5	J6	J7	J8	J9	Ref.	Scores of Panel	
1	3A		8.00	-1.71	-2	-2	-2	-2	-2	-3	-2	-3	-2		6.29	
2	3F+3T		9.50	0.53	1	1	2	1	0	1	2	0	1		10.03	
3	FCSp3		2.80	0.32	1	1	1	1	2	1	1	0	2		3.12	
4	3Lz	x	6.49	1.10	2	1	2	3	2	2	2	1	2		7.59	
5	CCoSp3		3.00	0.43	1	1	1	2	2	2	1	0	2		3.43	
6	CSSp4		3.00	0.04	0	1	-1	1	2	-1	-1	-4	2		3.04	
7	StSq4		3.90	0.33	2	1	0	1	1	0	-1	1	2		4.23	
			36.69												37.73	
Program Components			Factor													
Composition			1.67	6.00	7.50	6.50	7.25	6.75	6.50	7.00	6.75	7.75				6.89
Presentation			1.67	6.25	7.50	6.25	6.50	6.75	6.75	6.50	6.25	7.25				6.61
Skating Skills			1.67	7.00	7.75	7.25	6.75	7.00	6.50	6.50	6.50	7.25				6.89
Judges Total Program Component Score (factored)															34.06	
Deductions:																0.00

Rank	Name	Nation	Starting Number	Total Segment Score	Total Element Score	Total Program Component Score (factored)		Total Deductions								
12	Roman SADOVSKY	CAN	3	63.37	26.63	36.74		0.00								
#	Executed Elements	Info	Base Value	GOE	J1	J2	J3	J4	J5	J6	J7	J8	J9	Ref.	Scores of Panel	
1	4Sq	* q	9.70	-1.39	-1	-2	-2	-1	-2	-1	-1	-3	-1		8.31	
2	1A*		0.00	0.00	-	-	-	-	-	-	-	-	-		0.00	
3	3Lz<+COMBO	<	4.72	-2.36	-5	-5	-5	-5	-5	-5	5	-5	-5		2.36	
4	FCSp4		3.20	0.82	3	-1	3	4	2	1	3	3	3		4.02	
5	CSSp4		3.00	0.26	0	0	0	2	0	2	1	1	2		3.26	
6	StSq4		3.90	0.78	1	1	3	3	3	1	2	2	2		4.68	
7	CCoSp4		3.50	0.50	0	-1	2	1	2	2	2	1	3		4.00	
			28.02												26.63	
Program Components			Factor													
Composition			1.67	6.50	7.00	7.75	8.00	7.25	7.00	7.75	7.00	8.00				7.39
Presentation			1.67	6.75	6.75	8.00	7.50	6.75	7.25	6.75	7.50	7.25				7.11
Skating Skills			1.67	7.00	7.00	8.00	8.25	7.50	7.50	7.25	7.75	7.50				7.50
Judges Total Program Component Score (factored)															36.74	
Deductions:																0.00

Legend:							
#	Sequence number	GOE	Grade of Execution	Jx	Judges (x=1-9)	Ref.	Referee
*	Invalid element	<	Under-rotated jump	x	Credit for highlight distribution, base value multiplied by 1.1		
!	Not clear edge	F	Fall	q	Jump landed on the quarter		

Official Partners:



RESULTS

MEN FREE SKATING

Pl.	Name	Nation	Total Segment Score
1	Ilya MALININ	USA	195.60
2	Junhwan CHA	KOR	171.93
3	Sota YAMAMOTO	JPN	164.84
4	Shun SATO	JPN	164.64
5	Gabriele FRANGIPANI	ITA	146.39
6	Aleksa RAKIC	CAN	145.75
7	Vladimir LITVINTSEV	AZE	143.79
8	Mark GORODNITSKY	ISR	141.62
9	Jason BROWN	USA	139.72
10	Stephen GOGOLEV	CAN	134.14
11	Luc ECONOMIDES	FRA	134.01
Withdrawn			
	Roman SADOVSKY	CAN	WD



Mr. Massimo ORLANDINI, ISU
Referee



Ms. Emilie BILLOW, ISU
Technical Controller

Legend:
WD Withdrawn

printed: 27.10.2024 13:42

Page 1 / 1

Official Partners:



Event Technology



JUDGES DETAILS PER SKATER

MEN FREE SKATING

Rank	Name	Nation	Starting Number	Total Segment Score	Total Element Score	Total Program Component Score (factored)	Total Deductions									
1	Iliia MALININ	USA	12	195.60	107.73	87.87	0.00									
#	Executed Elements	Info	Base Value	GOE	J1	J2	J3	J4	J5	J6	J7	J8	J9	Ref.	Scores of Panel	
1	4Fq	q	11.00	0.63	1	0	1	1	1	1	0	0	0		11.63	
2	3A		8.00	2.40	2	3	3	4	3	3	3	4	2		10.40	
3	4Lz		11.50	3.78	3	4	3	4	3	4	3	3	2		15.28	
4	3Lo		4.90	-1.82	-3	-3	-4	-4	-4	-4	-5	-4	-3		3.08	
5	CCoSp4		3.50	0.80	3	3	3	2	2	2	2	1	2		4.30	
6	3Lz+1Eu+3S		11.77	x 1.77	3	3	3	4	2	3	3	4	2		13.54	
7	4T+3T		15.07	x 0.14	1	0	1	0	0	0	0	0	0		15.21	
8	3F+3A+SEQ		14.63	x 2.17	2	1	4	3	3	3	3	3	2		16.80	
9	CCSp4		3.20	0.64	2	1	2	2	3	2	2	2	2		3.84	
10	StSq4		3.90	1.39	3	4	4	4	4	3	3	5	3		5.29	
11	ChSq1		3.00	1.93	5	4	4	4	4	3	3	4	4		4.93	
12	FSSp4		3.00	0.43	1	1	2	2	1	2	0	2	1		3.43	
			93.47												107.73	
Program Components			Factor													
Composition			3.33	7.75	9.00	9.00	8.75	9.00	8.75	8.75	8.75	8.75	7.50	9.25		8.71
Presentation			3.33	8.50	9.25	9.00	9.25	9.00	8.75	9.00	8.75	8.50	8.50	9.00		8.86
Skating Skills			3.33	8.25	9.25	8.75	9.00	8.50	8.75	8.75	8.75	8.75	9.25		8.82	
Judges Total Program Component Score (factored)														87.87		
Deductions:														0.00		

Rank	Name	Nation	Starting Number	Total Segment Score	Total Element Score	Total Program Component Score (factored)	Total Deductions									
2	Junhwan CHA	KOR	9	171.93	87.98	83.95	0.00									
#	Executed Elements	Info	Base Value	GOE	J1	J2	J3	J4	J5	J6	J7	J8	J9	Ref.	Scores of Panel	
1	4S		9.70	3.05	3	3	3	4	3	4	3	3	2		12.75	
2	4T		9.50	2.31	3	2	2	2	2	3	3	3	2		11.81	
3	3Lzq	q	5.90	-1.10	-2	-2	-1	-2	-2	-2	-2	-2	-1		4.80	
4	3A		8.00	1.26	3	0	1	2	2	2	2	1	1		9.26	
5	StSq4		3.90	1.28	4	3	3	4	3	3	4	3	3		5.18	
6	3F+1Eu+3S		11.11	x 0.76	3	0	0	1	0	2	2	3	2		11.87	
7	3A<+2A+SEQ	<	10.67	x -1.65	-3	-3	-4	-1	-2	-3	-2	-2	-3		9.02	
8	CCoSp4		3.50	0.95	3	2	3	3	0	2	3	3	3		4.45	
9	3F		5.83	x 0.91	2	1	2	2	2	1	2	2	1		6.74	
10	ChSq1		3.00	1.71	4	2	4	4	3	2	4	4	3		4.71	
11	FCSp4		3.20	0.64	1	2	2	3	2	1	2	3	2		3.84	
12	FCCoSp4		3.50	0.05	-2	-2	1	-1	0	1	1	1	1		3.55	
			77.81												87.98	
Program Components			Factor													
Composition			3.33	8.50	8.00	8.50	8.25	9.00	8.00	9.25	6.75	8.25				8.36
Presentation			3.33	8.75	8.00	8.75	9.00	8.50	8.25	8.75	7.25	8.25				8.46
Skating Skills			3.33	8.50	8.25	8.50	8.75	8.75	8.00	9.00	8.00	8.00				8.39
Judges Total Program Component Score (factored)														83.95		
Deductions:														0.00		

Official Partners:



JUDGES DETAILS PER SKATER

MEN FREE SKATING

Rank	Name	Nation	Starting Number	Total Segment Score	Total Element Score	Total Program Component Score (factored)	Total Deductions									
3	Sota YAMAMOTO	JPN	10	164.84	85.29	80.55	-1.00									
#	Executed Elements	Info	Base Value	GOE	J1	J2	J3	J4	J5	J6	J7	J8	J9	Ref.	Scores of Panel	
1	3Lo		4.90	1.26	3	3	3	3	3	2	2	2	2		6.16	
2	4S<	<	7.76	-1.22	-3	-2	-1	-1	-2	-1	-2	0	-2		6.54	
3	4T+3T		13.70	0.81	0	0	1	1	0	3	0	2	2		14.51	
4	3A+1Eu+3S		12.80	1.49	2	0	2	2	2	2	2	3	1		14.29	
5	ChSq1		3.00	1.29	2	2	4	2	3	2	0	4	3		4.29	
6	FCSp3		2.80	0.80	2	2	3	3	3	3	3	3	3		3.60	
7	3A		8.80	x 1.49	3	2	2	3	2	2	1	0	1		10.29	
8	4T<<	F <<	4.62	x -2.10	-5	-5	-5	-5	-5	-5	-5	-5	-5		2.52	
9	3F+2A+SEQ		9.46	x 1.21	2	1	2	3	2	3	2	3	2		10.67	
10	StSq4		3.90	1.23	3	1	4	4	3	3	3	3	3		5.13	
11	CSSp4		3.00	0.86	2	3	3	4	3	3	3	1	3		3.86	
12	CCoSp3		3.00	0.43	2	0	3	1	1	1	1	2	2		3.43	
			77.74												85.29	
Program Components			Factor													
Composition			3.33	5.75	8.00	8.00	6.75	7.75	8.25	8.25	7.50	8.50			7.79	
Presentation			3.33	6.00	8.00	8.25	7.75	7.75	8.00	8.25	8.25	8.25	8.50			8.04
Skating Skills			3.33	8.00	8.25	8.50	8.50	8.25	8.25	8.25	8.50	8.50	8.25			8.36
Judges Total Program Component Score (factored)														80.55		
Deductions:			Falls	-1.00	(1)											-1.00

Rank	Name	Nation	Starting Number	Total Segment Score	Total Element Score	Total Program Component Score (factored)	Total Deductions									
4	Shun SATO	JPN	11	164.64	87.89	78.75	-2.00									
#	Executed Elements	Info	Base Value	GOE	J1	J2	J3	J4	J5	J6	J7	J8	J9	Ref.	Scores of Panel	
1	4Lz	F	11.50	-5.75	-5	-5	-5	-5	-5	-5	-5	-5	-5		5.75	
2	4F!	!	11.00	0.79	1	0	1	1	1	1	1	0	0		11.79	
3	4T+3T		13.70	2.17	2	2	2	2	2	3	2	3	3		15.87	
4	FCSp3		2.80	0.44	1	1	2	-2	2	2	2	2	1		3.24	
5	4T<	<	7.60	-1.63	-3	-2	-3	-2	-2	-1	-2	-2	-2		5.97	
6	3A+1Eu+3S		14.08	x 1.60	2	1	2	2	2	2	2	3	2		15.68	
7	3A	F	8.80	x -4.00	-5	-5	-5	-5	-5	-5	-5	-5	-5		4.80	
8	3Lo+2A+SEQ		9.02	x 0.63	0	1	1	2	1	1	2	2	1		9.65	
9	CSSp4		3.00	0.56	1	1	2	2	2	2	2	2	2		3.56	
10	StSq3		3.30	0.66	3	2	2	2	2	2	2	2	2		3.96	
11	ChSq1		3.00	0.57	1	1	2	0	2	1	1	0	2		3.57	
12	CCoSp4		3.50	0.55	1	1	2	2	2	2	1	1	3		4.05	
			91.30												87.89	
Program Components			Factor													
Composition			3.33	6.75	8.25	8.25	6.75	8.25	8.00	8.00	7.00	8.75			7.79	
Presentation			3.33	7.00	8.50	8.00	6.75	7.75	7.75	7.75	7.25	8.25			7.68	
Skating Skills			3.33	7.75	8.50	8.25	8.25	8.25	8.00	8.50	7.75	8.25			8.18	
Judges Total Program Component Score (factored)														78.75		
Deductions:			Falls	-2.00	(2)											-2.00

Official Partners:



JUDGES DETAILS PER SKATER

MEN FREE SKATING

Rank	Name	Nation	Starting Number	Total Segment Score	Total Element Score	Total Program Component Score (factored)	Total Deductions									
5	Gabriele FRANGIPANI	ITA	3	146.39	74.23	73.16	-1.00									
#	Executed Elements	Info	Base Value	GOE	J1	J2	J3	J4	J5	J6	J7	J8	J9	Ref.	Scores of Panel	
1	4T		9.50	-2.99	-3	-3	-4	-3	-4	-3	-3	-3	-3		6.51	
2	4S<	F <	7.76	-3.88	-5	-5	-5	-5	-5	-5	-5	-5	-5		3.88	
3	3A		8.00	0.11	0	0	0	0	0	1	-1	0	2		8.11	
4	FCCoSp4		3.50	0.40	2	1	1	0	0	2	1	1	2		3.90	
5	StSq3		3.30	0.47	1	3	1	1	1	2	1	2	2		3.77	
6	3A+3T		12.20	-1.71	-3	-3	-2	-3	0	-2	-2	-1	-2		10.49	
7	3Lo+1Eu+3S		10.67	x 0.56	1	0	1	2	2	2	1	1	0		11.23	
8	3F+2T		7.26	x 0.23	0	0	0	1	1	1	0	0	1		7.49	
9	3Lz		6.49	x 0.59	1	0	0	1	1	2	1	2	1		7.08	
10	CCSp4		3.20	0.18	1	1	0	0	1	-1	1	1	0		3.38	
11	ChSq1		3.00	1.29	2	3	3	2	3	3	2	3	2		4.29	
12	CCoSp4		3.50	0.60	1	2	2	1	2	2	2	2	1		4.10	
			78.38												74.23	
Program Components			Factor													
Composition			3.33	7.00	7.50	6.75	7.25	7.75	7.50	7.25	7.25	7.25	7.25		7.29	
Presentation			3.33	7.25	7.50	7.25	7.75	7.25	7.75	7.50	7.25	7.50	7.25	7.50	7.43	
Skating Skills			3.33	7.00	7.25	6.75	7.50	7.25	7.50	7.25	7.50	7.00		7.25		
Judges Total Program Component Score (factored)														73.16		
Deductions:			Falls	-1.00	(1)											-1.00

Rank	Name	Nation	Starting Number	Total Segment Score	Total Element Score	Total Program Component Score (factored)	Total Deductions									
6	Aleksa RAKIC	CAN	4	145.75	73.55	72.20	0.00									
#	Executed Elements	Info	Base Value	GOE	J1	J2	J3	J4	J5	J6	J7	J8	J9	Ref.	Scores of Panel	
1	4T		9.50	0.81	1	0	2	0	0	1	1	1	2		10.31	
2	3A+2T		9.30	0.57	1	0	1	1	0	1	2	0	1		9.87	
3	3A		8.00	-0.57	0	-1	-1	0	-1	0	0	-2	-1		7.43	
4	3Lo		4.90	0.49	1	1	1	1	1	1	1	2	0		5.39	
5	FSSp4		3.00	0.39	0	1	2	2	1	1	2	1	1		3.39	
6	ChSq1		3.00	0.79	1	1	2	1	1	2	2	2	2		3.79	
7	3F		5.83	x -2.04	-3	-4	-4	-4	-5	-5	-4	-3	-3		3.79	
8	3Lz+2T+2A+SEQ		11.55	x 0.67	1	0	1	1	1	2	2	1	1		12.22	
9	3S		4.73	x 0.61	2	1	1	2	0	1	2	2	1		5.34	
10	CCSp3		2.80	0.40	1	1	2	1	2	1	3	1	2		3.20	
11	StSq4		3.90	0.72	2	1	2	2	2	1	2	2	2		4.62	
12	CCoSp4		3.50	0.70	2	1	3	2	2	1	2	2	3		4.20	
			70.01												73.55	
Program Components			Factor													
Composition			3.33	6.75	7.00	7.50	6.75	7.75	7.25	7.50	6.75	8.00		7.21		
Presentation			3.33	6.75	7.25	7.50	7.25	7.00	7.50	7.75	7.25	7.75		7.36		
Skating Skills			3.33	6.50	7.25	7.00	7.00	7.25	7.00	7.25	7.00	7.50		7.11		
Judges Total Program Component Score (factored)														72.20		
Deductions:																0.00

Official Partners:



JUDGES DETAILS PER SKATER

MEN FREE SKATING

Rank	Name	Nation	Starting Number	Total Segment Score	Total Element Score	Total Program Component Score (factored)	Total Deductions										
7	Vladimir LITVINTSEV	AZE	7	143.79	77.72	67.07	-1.00										
#	Executed Elements	Info	Base Value	GOE	J1	J2	J3	J4	J5	J6	J7	J8	J9	Ref.	Scores of Panel		
1	4S		9.70	1.80	3	2	3	2	2	2	1	1	1		11.50		
2	4T+3T		13.70	1.90	2	1	3	2	2	2	2	3	1		15.60		
3	4T<	F <	7.60	-3.80	-5	-5	-5	-5	-5	-5	-5	-5	-5		3.80		
4	3Lo<	<	3.92	-1.07	-4	-2	-3	-2	-2	-3	-3	-3	-3		2.85		
5	FCSp4		3.20	0.55	2	0	2	2	2	1	2	1	2		3.75		
6	ChSq1		3.00	-0.36	0	1	0	-1	-1	-1	-1	-1	-1		2.64		
7	3A+1Eu<<+3S<	<< <	12.58	x -3.66	-5	-5	-4	-4	-4	-5	-5	-4	-5		8.92		
8	3F+2A+SEQ		9.46	x 0.53	1	1	1	1	1	-1	1	2	1		9.99		
9	3A		8.80	x 1.26	1	1	3	2	1	1	2	2	2		10.06		
10	CSSp4		3.00	0.60	1	2	3	2	2	2	2	2	2		3.60		
11	StSq2		2.60	0.30	3	1	1	1	1	0	1	2	1		2.90		
12	CCoSp2		2.50	-0.39	-3	0	0	-2	0	-3	-2	-2	-2		2.11		
			80.06												77.72		
Program Components			Factor														
Composition			3.33	5.75	7.00	6.25	4.75	7.00	7.00	5.75	6.25	6.25	6.75	6.75	6.39		
Presentation			3.33	6.25	7.00	6.50	5.75	7.25	6.75	6.25	7.25	7.25	7.25	6.75			
Skating Skills			3.33	6.50	7.25	7.00	6.50	7.25	6.75	7.25	7.00	7.50	7.00	7.00			
Judges Total Program Component Score (factored)														67.07			
Deductions:			Falls	-1.00	(1)												-1.00

Rank	Name	Nation	Starting Number	Total Segment Score	Total Element Score	Total Program Component Score (factored)	Total Deductions								
8	Mark GORODNITSKY	ISR	2	141.62	72.76	68.86	0.00								
#	Executed Elements	Info	Base Value	GOE	J1	J2	J3	J4	J5	J6	J7	J8	J9	Ref.	Scores of Panel
1	3A		8.00	-2.40	-3	-3	-4	-3	-3	-3	-3	-3	-3		5.60
2	3A+2A+SEQ		11.30	1.26	1	1	1	2	1	2	2	2	2		12.56
3	3Lz		5.90	1.18	2	1	2	2	2	2	2	2	2		7.08
4	3F+3T		9.50	0.45	0	0	2	1	0	1	1	1	2		9.95
5	FCCoSp3		3.00	0.00	0	-1	0	0	0	0	0	0	2		3.00
6	CSSp4		3.00	0.21	0	0	2	2	1	1	1	0	0		3.21
7	2A+1Eu+3S		8.91	x 0.68	0	1	2	2	2	2	1	1	2		9.59
8	3F		5.83	x 0.53	2	0	1	1	1	0	1	1	2		6.36
9	3Lo		5.39	x 0.77	2	1	2	2	2	1	1	1	2		6.16
10	StSq2		2.60	0.33	2	1	1	2	1	1	1	1	2		2.93
11	CCoSp2		2.50	0.11	1	-1	1	1	2	1	-1	0	0		2.61
12	ChSq1		3.00	0.71	2	2	2	2	2	0	1	1	-1		3.71
			68.93												72.76
Program Components			Factor												
Composition			3.33	6.75	7.25	6.50	5.75	7.25	6.75	6.75	6.75	6.25	7.50	6.79	
Presentation			3.33	6.75	7.00	6.75	6.50	7.50	6.75	7.00	6.75	7.25	6.89		
Skating Skills			3.33	6.75	7.25	7.25	7.00	7.25	6.50	6.75	6.75	7.25	7.00		
Judges Total Program Component Score (factored)														68.86	
Deductions:														0.00	

Official Partners:



JUDGES DETAILS PER SKATER

MEN FREE SKATING

Rank	Name	Nation	Starting Number	Total Segment Score	Total Element Score	Total Program Component Score (factored)	Total Deductions									
9	Jason BROWN	USA	6	139.72	57.00	83.72	-1.00									
#	Executed Elements	Info	Base Value	GOE	J1	J2	J3	J4	J5	J6	J7	J8	J9	Ref.	Scores of Panel	
1	3Aq	F q	8.00	-4.00	-5	-5	-5	-5	-5	-5	-5	-5	-5		4.00	
2	3A<+REP	<	4.48	-2.56	-4	-5	-4	-4	-3	-4	-5	-4	-3		1.92	
3	3Lz		5.90	-1.52	-3	-3	-3	-2	-2	-3	-3	-1	-2		4.38	
4	3S		4.30	1.04	3	2	2	3	2	2	3	3	2		5.34	
5	FCCoSp4		3.50	1.10	4	5	3	4	2	3	2	3	3		4.60	
6	StSq4		3.90	1.56	5	4	5	4	3	4	3	5	3		5.46	
7	3F+2A+SEQ		9.46	x 1.51	0	3	4	3	3	3	3	3	2		10.97	
8	2Lz+2A*+2T*+SEQ+REP	* *	1.62	x 0.39	2	1	2	1	2	2	2	2	2		2.01	
9	CCoSp4		3.50	1.05	3	4	3	3	2	3	3	4	1		4.55	
10	ChSq1		3.00	1.36	2	3	3	3	3	3	2	2	3		4.36	
11	3Fq	q	5.83	x -0.76	-2	-2	-1	0	-1	-3	-2	0	-2		5.07	
12	CCSp4		3.20	1.14	3	5	4	4	2	3	4	4	3		4.34	
			56.69												57.00	
Program Components			Factor													
Composition			3.33	8.50	8.50	8.75	8.00	8.25	8.75	8.75	7.25	8.50	8.50		8.46	
Presentation			3.33	8.50	8.50	8.75	8.50	7.25	8.50	8.00	8.50	8.00	8.50		8.36	
Skating Skills			3.33	8.00	8.25	8.75	8.50	7.75	8.75	8.25	9.00	7.75		8.32		
Judges Total Program Component Score (factored)														83.72		
Deductions:			Falls	-1.00	(1)											-1.00

Rank	Name	Nation	Starting Number	Total Segment Score	Total Element Score	Total Program Component Score (factored)	Total Deductions											
10	Stephen GOGOLEV	CAN	8	134.14	66.27	70.87	-3.00											
#	Executed Elements	Info	Base Value	GOE	J1	J2	J3	J4	J5	J6	J7	J8	J9	Ref.	Scores of Panel			
1	4S		9.70	-0.83	0	-1	-1	-2	-1	-1	-1	-1	0		8.87			
2	3Lz	F	5.90	-2.95	-5	-5	-5	-5	-5	-5	-5	-5	-5		2.95			
3	3Lo		4.90	0.49	0	1	1	2	0	2	2	1	0		5.39			
4	3A+1Eu+3S		12.80	0.69	0	0	1	1	1	1	1	2	1		13.49			
5	CCoSp3		3.00	0.21	0	1	0	2	0	1	1	1	1		3.21			
6	3T	x	4.62	x 0.66	0	1	2	3	1	1	2	2	2		5.28			
7	3F	x	5.83	x -0.91	-2	-2	-2	-2	-1	-2	-2	-1	-1		4.92			
8	ChSq1		3.00	0.29	0	1	1	1	0	1	0	1	-1		3.29			
9	3Lo+3A<+SEQ	F <	12.43	x -3.20	-5	-5	-5	-5	-5	-5	-5	-5	-5		9.23			
10	StSq3		3.30	0.42	2	1	0	1	1	2	2	1	1		3.72			
11	FCSp4		3.20	0.50	1	1	2	3	1	2	2	1	2		3.70			
12	FCCoSp3V		2.25	-0.03	-1	1	2	0	-1	0	1	-2	-1		2.22			
			70.93												66.27			
Program Components			Factor															
Composition			3.33	4.75	7.75	7.00	7.50	7.25	7.25	7.50	6.25	7.25		7.14				
Presentation			3.33	5.00	7.50	6.75	6.75	7.00	7.25	7.25	6.50	7.00		6.93				
Skating Skills			3.33	6.75	7.50	7.50	7.25	7.00	7.00	7.75	6.75	7.50		7.21				
Judges Total Program Component Score (factored)														70.87				
Deductions:			Time violation	-1.00	Falls	-2.00	(2)											-3.00

Official Partners:



JUDGES DETAILS PER SKATER

MEN FREE SKATING

Rank	Name	Nation	Starting Number	Total Segment Score	Total Element Score	Total Program Component Score (factored)		Total Deductions								
11	Luc ECONOMIDES	FRA	5	134.01	61.15	73.86		-1.00								
#	Executed Elements	Info	Base Value	GOE	J1	J2	J3	J4	J5	J6	J7	J8	J9	Ref.	Scores of Panel	
1	3A		8.00	-0.91	-2	-3	-1	-1	-1	-1	-1	-1	-1		7.09	
2	3Lz		5.90	1.10	2	1	2	1	1	3	2	3	2		7.00	
3	3Lo		4.90	0.91	2	1	2	2	1	2	2	3	2		5.81	
4	2A		3.30	0.42	1	1	1	2	1	1	1	2	2		3.72	
5	ChSq1		3.00	0.86	2	2	3	0	2	2	2	2	-2		3.86	
6	CCoSp4		3.50	0.55	2	1	2	2	1	1	2	1	2		4.05	
7	3A+REP	F	6.16	x -4.00	-5	-5	-5	-5	-5	-5	-5	-5	-5		2.16	
8	3F+3T		10.45	x 0.83	0	1	3	1	1	2	2	3	1		11.28	
9	3Lz+COMBO+1S*	*	6.49	x -2.53	-4	-4	-4	-5	-4	-5	-5	-4	-4		3.96	
10	CCSp4		3.20	0.46	1	1	2	2	2	1	3	1	1		3.66	
11	StSq4		3.90	1.06	3	2	3	4	3	2	3	3	2		4.96	
12	FSSp4		3.00	0.60	2	1	2	3	2	2	3	2	1		3.60	
			61.80												61.15	
Program Components			Factor													
Composition			3.33	7.50	7.25	7.25	6.50	7.50	7.50	7.75	7.50	7.50	7.50	7.50		7.43
Presentation			3.33	7.50	7.50	7.75	7.50	7.00	7.75	8.25	7.50	7.25	7.50	7.25		7.54
Skating Skills			3.33	6.75	7.00	7.50	7.25	7.00	7.50	7.75	7.25	7.00	7.00		7.21	
Judges Total Program Component Score (factored)														73.86		
Deductions:			Falls	-1.00	(1)										-1.00	

Legend:							
#	Sequence number	GOE	Grade of Execution	Jx	Judges (x=1-9)	Ref.	Referee
*	Invalid element	<	Under-rotated jump	<<	Downgraded jump		
x	Credit for highlight distribution, base value multiplied by 1.1			!	Not clear edge	REP	Jump repetition
F	Fall	q	Jump landed on the quarter				

Official Partners:



ICE DANCE

Scotiabank Center	26 OCT 2024	13:15	Rhythm Dance
	27 OCT 2024	14:10	Free Dance

Size of Skating Arena:	26m*61m
Ice Conditions:	very good
Number of Entries:	10
Number of Participants:	10

Entry Withdrawn:

Rhythm Dance			
Duration:	2:50 +/- 10 seconds		
Segment Factor:	1.00		
Program Component Factors:	Composition		1.33
	Presentation		1.33
	Skating Skills		1.33

Free Dance			
Duration:	4:00 +/- 10 seconds		
Segment Factor:	1.00		
Program Component Factors:	Composition		2.00
	Presentation		2.00
	Skating Skills		2.00

Official Partners:



RESULTS ICE DANCE

Pl.	Name	Nation	Total Score	RD	FD
1	Piper GILLES / Paul POIRIER	CAN	214.84	1	1
2	Marjorie LAJOIE / Zachary LAGHA	CAN	199.90	2	2
3	Evgeniia LOPAREVA / Geoffrey BRISSAUD	FRA	194.25	3	3
4	Natalie TASCHLEROVA / Filip TASCHLER	CZE	189.60	5	4
5	Emilea ZINGAS / Vadym KOLESNIK	USA	189.41	4	5
6	Oona BROWN / Gage BROWN	USA	179.14	6	6
7	Hannah LIM / Ye QUAN	KOR	177.09	8	7
8	Alicia FABBRI / Paul AYER	CAN	174.45	9	8
9	Emily BRATTI / Ian SOMERVILLE	USA	173.08	7	9
10	Holly HARRIS / Jason CHAN	AUS	163.51	10	10

Ms. Rossella CECCATTINI, ISU
Referee

Ms. Ingrid Charlotte WOLTER, ISU
Technical Controller

Legend:	
RD	Rhythm Dance
FD	Free Dance
Pl.	Place

Official Partners:



PANEL OF JUDGES

ICE DANCE

Officials

Technical Controller	Ms. Ingrid Charlotte WOLTER	ISU
Technical Specialist	Ms. Marie BOWNESS	ISU
Technical Specialist	Ms. Maria BOROUNOV	ISU

Judges

Referee	Ms. Rossella CECCATTINI	ISU
Judge No. 1	Mr. Yury KLIUSHNIKOV	AZE
Judge No. 2	Mr. Richard DALLEY	USA
Judge No. 3	Ms. Leanna CARON	CAN
Judge No. 4	Ms. Nadezhda PARETSKAIA	KAZ
Judge No. 5	Ms. Angelique CLYDE-SMITH	AUS
Judge No. 6	Ms. Zuzana PLESNIKOVA	CZE
Judge No. 7	Mr. Ronald BEAU	FRA
Judge No. 8	Mr. Stephan SPARAKOWSKI	GER

Data/Replay Operator

Data Operator	Ms. Eva MARTINEK	ISU
Replay Operator	Mr. David SANTEE	ISU

Official Partners:



RESULTS

ICE DANCE RHYTHM DANCE

Pl. Name	Nation	Total Segment Score
1 Piper GILLES / Paul POIRIER	CAN	86.44
2 Marjorie LAJOIE / Zachary LAGHA	CAN	77.34
3 Evgeniia LOPAREVA / Geoffrey BRISSAUD	FRA	76.76
4 Emilea ZINGAS / Vadym KOLESNIK	USA	75.63
5 Natalie TASCHLEROVA / Filip TASCHLER	CZE	74.97
6 Oona BROWN / Gage BROWN	USA	72.18
7 Emily BRATTI / Ian SOMERVILLE	USA	71.48
8 Hannah LIM / Ye QUAN	KOR	70.64
9 Alicia FABBRI / Paul AYER	CAN	70.10
10 Holly HARRIS / Jason CHAN	AUS	64.11

Ms. Rossella CECCATTINI, ISU
Referee

Ms. Ingrid Charlotte WOLTER, ISU
Technical Controller

Official Partners:



Event Technology



JUDGES DETAILS PER SKATER

ICE DANCE RHYTHM DANCE

Rank	Name	Nation	Starting Number	Total Segment Score	Total Element Score	Total Program Component Score (factored)		Total Deductions							
1	Piper GILLES / Paul POIRIER	CAN	10	86.44	49.13	37.31		0.00							
#	Executed Elements	Info	Base Value	GOE	J1	J2	J3	J4	J5	J6	J7	J8	J9	Ref.	Scores of Panel
1	MiStW3+MiStM3		8.20	4.01	4	4	4	3	4	3	4	4			12.21
2	SqTwW3+SqTwM3		6.60	2.53	2	4	4	4	3	2	3	3			9.13
3	PSt3		8.70	3.72	4	3	4	3	4	3	3	3			12.42
4	RoLi4		5.45	1.92	4	4	5	4	4	3	4	4			7.37
5	ChRS1		2.00	6.00	5	4	4	4	4	4	3	4			8.00
			30.95												49.13
Program Components			Factor												
Composition			1.33	9.50	9.50	9.50	9.25	9.50	9.25	9.00	9.50	9.42			
Presentation			1.33	9.75	9.50	9.25	9.00	9.50	9.25	9.25	9.75	9.42			
Skating Skills			1.33	9.50	9.25	9.50	9.00	9.25	9.00	9.25	9.21				
Judges Total Program Component Score (factored)														37.31	
Deductions:															0.00

Rank	Name	Nation	Starting Number	Total Segment Score	Total Element Score	Total Program Component Score (factored)		Total Deductions							
2	Marjorie LAJOIE / Zachary LAGHA	CAN	9	77.34	45.21	33.13		-1.00							
#	Executed Elements	Info	Base Value	GOE	J1	J2	J3	J4	J5	J6	J7	J8	J9	Ref.	Scores of Panel
1	MiStW3+MiStM3		8.20	3.31	2	4	4	3	3	2	4	3			11.51
2	SqTwW4+SqTwM4		7.34	2.80	3	4	4	3	4	3	4	2			10.14
3	PSt3		8.70	2.05	2	2	2	2	2	1	1	2			10.75
4	ChRS1		2.00	4.00	2	3	3	2	3	2	3	4			6.00
5	RoLi4		5.45	1.36	3	3	4	3	2	2	3	3			6.81
			31.69												45.21
Program Components			Factor												
Composition			1.33	8.50	8.75	7.75	7.25	9.00	8.75	8.75	7.50	8.33			
Presentation			1.33	8.25	8.75	8.25	7.00	8.75	8.75	8.50	7.50	8.33			
Skating Skills			1.33	8.25	8.50	8.00	7.25	9.00	8.50	8.50	7.75	8.25			
Judges Total Program Component Score (factored)														33.13	
Deductions:								Falls	-1.00 (1)						-1.00

Rank	Name	Nation	Starting Number	Total Segment Score	Total Element Score	Total Program Component Score (factored)		Total Deductions							
3	Evgeniia LOPAREVA / Geoffrey BRISSAUD	FRA	8	76.76	43.28	33.48		0.00							
#	Executed Elements	Info	Base Value	GOE	J1	J2	J3	J4	J5	J6	J7	J8	J9	Ref.	Scores of Panel
1	SqTwW4+SqTwM4		7.34	2.27	3	4	3	3	3	2	3	1			9.61
2	PSt2		7.95	2.24	2	3	2	2	2	2	2	2			10.19
3	MiStW2+MiStM2		7.46	2.96	2	3	3	3	3	2	3	3			10.42
4	StLi4		5.45	1.36	3	4	2	2	3	2	3	4			6.81
5	ChRS1		2.00	4.25	2	3	3	3	3	2	3	3			6.25
			30.20												43.28
Program Components			Factor												
Composition			1.33	8.25	8.75	8.00	8.00	8.50	8.50	8.50	8.50	8.50	8.38		
Presentation			1.33	8.00	8.75	8.50	7.75	8.75	8.25	8.50	9.00	8.46			
Skating Skills			1.33	8.25	8.75	7.50	7.75	8.50	8.25	8.75	8.50	8.33			
Judges Total Program Component Score (factored)														33.48	
Deductions:															0.00

Official Partners:



JUDGES DETAILS PER SKATER

ICE DANCE RHYTHM DANCE

Rank	Name	Nation	Starting Number	Total Segment Score	Total Element Score	Total Program Component Score (factored)		Total Deductions							
4	Emilea ZINGAS / Vadym KOLESNIK	USA	5	75.63	42.55	33.08		0.00							
#	Executed Elements	Info	Base Value	GOE	J1	J2	J3	J4	J5	J6	J7	J8	J9	Ref.	Scores of Panel
1	PSt1		7.45	2.43	2	3	2	2	3	2	1	2			9.88
2	MiStW1+MiStM2		7.21	2.61	3	3	3	2	3	2	1	2			9.82
3	SqTwW3+SqTwM4		6.97	2.00	2	3	3	2	3	2	2	3			8.97
4	RoLi4		5.45	1.68	3	4	4	3	4	3	3	4			7.13
5	ChRS1		2.00	4.75	4	4	4	2	3	2	3	3			6.75
			29.08												42.55
Program Components			Factor												
Composition			1.33	8.75	8.75	8.00	7.75	8.50	8.25	7.00	8.50				8.29
Presentation			1.33	8.50	8.75	8.25	7.50	8.75	8.25	7.50	8.75				8.33
Skating Skills			1.33	8.50	8.50	8.25	7.75	8.50	8.25	7.25	8.25				8.25
Judges Total Program Component Score (factored)														33.08	
Deductions:															0.00

Rank	Name	Nation	Starting Number	Total Segment Score	Total Element Score	Total Program Component Score (factored)		Total Deductions							
5	Natalie TASCHEROVA / Filip TASCHLER	CZE	7	74.97	41.83	33.14		0.00							
#	Executed Elements	Info	Base Value	GOE	J1	J2	J3	J4	J5	J6	J7	J8	J9	Ref.	Scores of Panel
1	PSt2		7.95	3.17	3	3	3	3	3	2	2	3			11.12
2	MiStW3+MiStM2		7.83	2.96	3	3	4	2	3	3	2	3			10.79
3	CuLi4		5.45	1.20	2	3	3	3	2	2	2	3			6.65
4	SqTwW2+SqTwM2		5.84	0.93	2	1	1	0	1	1	3	1			6.77
5	ChRS1		2.00	4.50	3	3	4	3	3	2	3	3			6.50
			29.07												41.83
Program Components			Factor												
Composition			1.33	8.50	8.00	8.50	8.25	8.00	8.50	8.00	8.50	8.00	8.50		8.29
Presentation			1.33	8.50	8.25	8.50	8.00	8.25	8.25	8.25	8.25	8.50		8.33	
Skating Skills			1.33	8.75	8.25	8.25	8.00	8.25	8.50	8.25	8.25	8.25		8.29	
Judges Total Program Component Score (factored)														33.14	
Deductions:															0.00

Rank	Name	Nation	Starting Number	Total Segment Score	Total Element Score	Total Program Component Score (factored)		Total Deductions							
6	Oona BROWN / Gage BROWN	USA	4	72.18	39.64	32.54		0.00							
#	Executed Elements	Info	Base Value	GOE	J1	J2	J3	J4	J5	J6	J7	J8	J9	Ref.	Scores of Panel
1	MiStW2+MiStM2		7.46	2.79	2	4	3	3	3	1	3	2			10.25
2	SqTwW4+SqTwM3		6.97	1.47	2	3	2	2	2	1	1	2			8.44
3	PSt1		7.45	2.43	2	3	2	3	2	1	2	2			9.88
4	RoLi4		5.45	1.12	1	3	3	3	2	2	2	2			6.57
5	ChRS1	!	2.00	2.50	0	2	4	2	1	0	2	3			4.50
			29.33												39.64
Program Components			Factor												
Composition			1.33	8.25	8.50	8.00	8.50	8.00	8.25	7.50	8.25				8.21
Presentation			1.33	8.25	8.50	8.25	8.75	8.25	8.00	7.75	8.50				8.29
Skating Skills			1.33	7.75	8.25	7.50	8.50	7.75	8.25	7.50	8.25				7.96
Judges Total Program Component Score (factored)														32.54	
Deductions:															0.00

Official Partners:



JUDGES DETAILS PER SKATER

ICE DANCE RHYTHM DANCE

Rank	Name	Nation	Starting Number	Total Segment Score	Total Element Score	Total Program Component Score (factored)	Total Deductions									
7	Emily BRATTI / Ian SOMERVILLE	USA	3	71.48	40.30	31.18	0.00									
#	Executed Elements	Info	Base Value	GOE	J1	J2	J3	J4	J5	J6	J7	J8	J9	Ref.	Scores of Panel	
1	MiStW1+MiStM3		7.58	2.43	1	3	3	2	3	2	2	2			10.01	
2	SqTwW3+SqTwM3		6.60	1.60	1	3	3	2	2	0	2	2			8.20	
3	PSt2		7.95	2.24	2	3	1	2	3	2	2	1			10.19	
4	ChRS1		2.00	3.25	2	3	1	3	2	2	2	2			5.25	
5	RoLi4		5.45	1.20	2	3	2	3	3	2	2	3			6.65	
			29.58												40.30	
Program Components			Factor													
Composition			1.33	7.25	8.50	7.25	7.75	7.75	8.25	7.50	8.25	7.50	8.25			7.79
Presentation			1.33	7.75	8.50	6.75	7.50	8.25	8.00	7.25	8.25	8.25			7.83	
Skating Skills			1.33	7.50	8.50	8.00	7.50	8.25	8.00	7.50	7.75				7.83	
Judges Total Program Component Score (factored)															31.18	
Deductions:														0.00		
Costume/Prop violation							(1 of 9)									

Rank	Name	Nation	Starting Number	Total Segment Score	Total Element Score	Total Program Component Score (factored)	Total Deductions									
8	Hannah LIM / Ye QUAN	KOR	6	70.64	39.83	30.81	0.00									
#	Executed Elements	Info	Base Value	GOE	J1	J2	J3	J4	J5	J6	J7	J8	J9	Ref.	Scores of Panel	
1	SqTwW4+SqTwM4		7.34	2.13	2	3	3	3	2	2	3	3			9.47	
2	PSt1		7.45	1.68	1	2	2	2	1	1	2	1			9.13	
3	MiStW3+MiStM1		7.58	2.08	1	2	2	2	2	2	3	2			9.66	
4	ChRS1		2.00	3.00	2	3	2	2	2	1	2	2			5.00	
5	RoLi4		5.45	1.12	1	3	4	2	2	3	2	2			6.57	
			29.82												39.83	
Program Components			Factor													
Composition			1.33	7.25	8.25	7.75	7.25	7.50	8.25	8.25	7.75					7.79
Presentation			1.33	7.50	8.00	7.00	7.25	7.50	8.00	8.50	8.00				7.71	
Skating Skills			1.33	7.25	8.00	7.75	7.00	7.25	8.00	8.00	7.75				7.67	
Judges Total Program Component Score (factored)															30.81	
Deductions:														0.00		
Violation of choreo restrictions							(1 of 9)									

Rank	Name	Nation	Starting Number	Total Segment Score	Total Element Score	Total Program Component Score (factored)	Total Deductions									
9	Alicia FABBRI / Paul AYER	CAN	1	70.10	39.52	30.58	0.00									
#	Executed Elements	Info	Base Value	GOE	J1	J2	J3	J4	J5	J6	J7	J8	J9	Ref.	Scores of Panel	
1	SqTwW4+SqTwM3		6.97	2.13	2	3	3	3	3	3	2	2			9.10	
2	DiStW2+DiStM2		7.46	1.91	1	2	2	2	3	2	1	2			9.37	
3	PSt2		7.95	1.68	1	2	1	2	2	0	1	2			9.63	
4	RoLi4		5.45	0.72	1	2	2	3	1	1	1	2			6.17	
5	ChRS1		2.00	3.25	1	2	3	3	2	1	2	3			5.25	
			29.83												39.52	
Program Components			Factor													
Composition			1.33	7.00	8.00	7.50	8.00	7.75	7.75	7.25	8.25					7.71
Presentation			1.33	7.25	7.75	8.00	7.75	8.00	7.50	6.75	8.25					7.71
Skating Skills			1.33	7.25	7.50	7.75	7.75	7.75	7.50	6.25	7.75					7.58
Judges Total Program Component Score (factored)															30.58	
Deductions:														0.00		

Official Partners:



JUDGES DETAILS PER SKATER

ICE DANCE RHYTHM DANCE

Rank	Name	Nation	Starting Number	Total Segment Score	Total Element Score	Total Program Component Score (factored)	Total Deductions									
10	Holly HARRIS / Jason CHAN	AUS	2	64.11	35.00	29.11	0.00									
#	Executed Elements	Info	Base Value	GOE	J1	J2	J3	J4	J5	J6	J7	J8	J9	Ref.	Scores of Panel	
1	SqTwW4+SqTwM3		6.97	-0.13	-2	1	0	-1	0	-1	0	1			6.84	
2	MiStW2+MiStM2		7.46	1.39	1	2	1	2	2	1	1	1			8.85	
3	PSt1		7.45	1.12	1	1	1	1	0	1	1	1			8.57	
4	ChRS1		2.00	2.25	1	1	2	2	2	1	1	2			4.25	
5	RoLi4		5.45	1.04	1	2	3	3	2	2	1	3			6.49	
			29.33												35.00	
Program Components			Factor													
	Composition		1.33	7.25	7.75	7.25	7.25	7.25	7.50	7.75	6.75	7.50			7.42	
	Presentation		1.33	7.00	7.50	7.50	7.00	7.50	7.50	7.25	7.00	7.50			7.29	
	Skating Skills		1.33	7.00	7.25	7.25	7.00	7.00	7.25	7.50	7.25			7.17		
Judges Total Program Component Score (factored)																29.11
Deductions:															0.00	

Legend:							
#	Sequence number	GOE	Grade of Execution	Jx	Judges (x=1-9)	Ref.	Referee
!	Element does not fulfill all requirements						

Official Partners:



RESULTS

ICE DANCE FREE DANCE

Pl. Name	Nation	Total Segment Score
1 Piper GILLES / Paul POIRIER	CAN	128.40
2 Marjorie LAJOIE / Zachary LAGHA	CAN	122.56
3 Evgeniia LOPAREVA / Geoffrey BRISSAUD	FRA	117.49
4 Natalie TASCHLEROVA / Filip TASCHLER	CZE	114.63
5 Emilea ZINGAS / Vadym KOLESNIK	USA	113.78
6 Oona BROWN / Gage BROWN	USA	106.96
7 Hannah LIM / Ye QUAN	KOR	106.45
8 Alicia FABBRI / Paul AYER	CAN	104.35
9 Emily BRATTI / Ian SOMERVILLE	USA	101.60
10 Holly HARRIS / Jason CHAN	AUS	99.40

Ms. Rossella CECCATTINI, ISU
Referee

Ms. Ingrid Charlotte WOLTER, ISU
Technical Controller

Official Partners:



Event Technology



JUDGES DETAILS PER SKATER

ICE DANCE FREE DANCE

Rank	Name	Nation	Starting Number	Total Segment Score	Total Element Score	Total Program Component Score (factored)	Total Deductions									
1	Piper GILLES / Paul POIRIER	CAN	10	128.40	72.06	56.34	0.00									
#	Executed Elements	Info	Base Value	GOE	J1	J2	J3	J4	J5	J6	J7	J8	J9	Ref.	Scores of Panel	
1	RoLi4+RoLi4		10.90	3.84	4	4	4	4	5	4	4	4			14.74	
2	ChAJ1		1.10	3.18	3	4	4	4	4	4	3	4			4.28	
3	OFTW3+OFTM3		6.10	2.42	4	3	3	4	3	3	3	4			8.52	
4	MiStW4+MiStM3		8.58	3.49	3	3	4	3	4	3	3	4			12.07	
5	SyTwW4+SyTwM4		6.84	2.30	4	3	3	3	3	3	4	3			9.14	
6	ChSt1		1.10	3.04	4	4	3	3	3	4	4	5			4.14	
7	DSP4		6.00	1.78	3	3	3	3	3	3	4	4			7.78	
8	ChSp1		1.10	3.32	4	5	4	4	4	4	4	4			4.42	
9	CuLi4		5.45	1.52	3	3	4	3	3	3	3	4			6.97	
			47.17												72.06	
Program Components			Factor													
Composition			2.00	9.50	9.25	9.50	9.25	9.25	9.50	9.25	9.50	9.50	9.75			9.42
Presentation			2.00	9.25	9.50	9.75	9.00	9.25	9.50	9.25	9.50	9.50	9.50			9.42
Skating Skills			2.00	9.50	9.25	9.50	9.50	9.25	9.25	9.25	9.25	9.25				9.33
Judges Total Program Component Score (factored)														56.34		

Deductions: 0.00

Rank	Name	Nation	Starting Number	Total Segment Score	Total Element Score	Total Program Component Score (factored)	Total Deductions									
2	Marjorie LAJOIE / Zachary LAGHA	CAN	9	122.56	69.14	53.42	0.00									
#	Executed Elements	Info	Base Value	GOE	J1	J2	J3	J4	J5	J6	J7	J8	J9	Ref.	Scores of Panel	
1	ChSp1		1.10	2.77	2	4	4	4	2	3	4	3			3.87	
2	OFTW3+OFTM3		6.10	2.06	2	3	3	3	3	2	3	3			8.16	
3	DSP4		6.00	1.88	2	3	4	4	4	3	3	3			7.88	
4	SILi4		5.45	1.44	3	4	3	3	3	2	3	3			6.89	
5	SyTwW4+SyTwM4		6.84	2.78	4	4	4	4	4	3	3	4			9.62	
6	DiStW3+DiStM3		8.20	3.14	2	3	3	3	3	3	3	3			11.34	
7	ChSt1		1.10	2.49	2	3	4	3	3	3	3	3			3.59	
8	RoLi4		5.45	1.68	3	4	3	4	4	3	3	4			7.13	
9	ChSI1		1.10	2.35	1	3	3	2	4	2	4	3			3.45	
10	StaLi4		5.45	1.76	3	4	4	3	5	3	4	4			7.21	
			46.79												69.14	
Program Components			Factor													
Composition			2.00	8.50	9.25	9.25	9.00	9.00	8.75	9.00	9.25					9.04
Presentation			2.00	8.50	9.25	9.25	8.75	9.00	8.50	9.50	9.00					8.96
Skating Skills			2.00	8.25	9.25	9.00	8.75	8.75	8.25	9.00	8.50					8.71
Judges Total Program Component Score (factored)														53.42		

Deductions: 0.00

Official Partners:



JUDGES DETAILS PER SKATER

ICE DANCE FREE DANCE

Rank	Name	Nation	Starting Number	Total Segment Score	Total Element Score	Total Program Component Score (factored)	Total Deductions
3	Evgeniia LOPAREVA / Geoffrey BRISSAUD	FRA	8	117.49	66.15	51.34	0.00

#	Executed Elements	Info	Base Value	GOE	J1	J2	J3	J4	J5	J6	J7	J8	J9	Ref.	Scores of Panel	
1	StaLi4		5.45	1.68	2	4	3	4	4	3	3	4			7.13	
2	SILi4		5.45	1.60	3	4	4	3	3	3	4	3			7.05	
3	SyTwW4+SyTwM4		6.84	2.18	3	3	3	3	3	3	3	5			9.02	
4	OFTW2+OFTM2		5.34	1.82	2	3	2	3	2	2	3	3			7.16	
5	ChAJ1		1.10	2.77	2	3	3	4	4	3	3	4			3.87	
6	DSp4		6.00	1.50	2	3	2	3	3	2	3	3			7.50	
7	RoLi4		5.45	1.44	3	3	3	3	3	3	3	3			6.89	
8	MiStW2+MiStM2		7.46	2.61	2	3	3	2	2	2	3	3			10.07	
9	ChSt1		1.10	2.49	2	3	3	3	3	3	3	3			3.59	
10	ChSl1		1.10	2.77	2	4	2	4	4	2	4	5			3.87	
			45.29												66.15	
Program Components			Factor													
Composition			2.00	8.25	9.00	8.25	8.75	8.75	8.25	8.75	8.75	8.75	8.75			8.58
Presentation			2.00	8.25	9.00	8.00	8.75	8.50	8.50	8.75	9.00					8.63
Skating Skills			2.00	8.50	8.75	8.00	8.50	8.50	8.25	8.50	8.50					8.46
Judges Total Program Component Score (factored)																51.34

Deductions:	0.00
--------------------	-------------

Rank	Name	Nation	Starting Number	Total Segment Score	Total Element Score	Total Program Component Score (factored)	Total Deductions
4	Natalie TASCHLEROVA / Filip TASCHLER	CZE	6	114.63	64.05	50.58	0.00

#	Executed Elements	Info	Base Value	GOE	J1	J2	J3	J4	J5	J6	J7	J8	J9	Ref.	Scores of Panel	
1	CuLi4+CuLi4		10.90	3.04	2	3	3	4	4	3	3	3			13.94	
2	OFTW3+OFTM2		5.72	1.94	2	4	3	3	3	2	2	3			7.66	
3	SeStW2+SeStM2		7.46	3.14	2	3	3	3	3	3	3	3			10.60	
4	SILi3		4.70	1.52	2	3	4	3	3	3	3	4			6.22	
5	SyTwW4+SyTwM4		6.84	1.94	2	3	3	3	2	3	4	2			8.78	
6	ChLi1		1.10	1.80	1	2	3	2	3	2	3	1			2.90	
7	DSp4		6.00	1.32	2	3	2	3	2	2	3	2			7.32	
8	ChSt1		1.10	2.35	3	3	2	3	2	3	3	3			3.45	
9	ChSl1		1.10	2.08	1	3	3	2	3	2	2	3			3.18	
			44.92												64.05	
Program Components			Factor													
Composition			2.00	8.25	8.50	8.50	8.25	8.25	8.50	8.00	8.25	8.25				8.33
Presentation			2.00	8.50	8.50	8.25	8.50	8.00	8.50	8.25	8.50					8.42
Skating Skills			2.00	8.50	8.75	8.50	8.50	7.75	8.75	8.50	8.50					8.54
Judges Total Program Component Score (factored)																50.58

Deductions:	0.00
--------------------	-------------

Official Partners:



JUDGES DETAILS PER SKATER

ICE DANCE FREE DANCE

Rank	Name	Nation	Starting Number	Total Segment Score	Total Element Score	Total Program Component Score (factored)	Total Deductions									
5	Emilea ZINGAS / Vadym KOLESNIK	USA	7	113.78	62.78	51.00	0.00									
#	Executed Elements	Info	Base Value	GOE	J1	J2	J3	J4	J5	J6	J7	J8	J9	Ref.	Scores of Panel	
1	OFTW2+OFTM2		5.34	2.06	3	3	3	2	3	2	3	3			7.40	
2	DSP4		6.00	1.78	3	3	4	4	3	3	3	3			7.78	
3	DiStW1+DiStM2		7.21	2.79	2	3	4	3	3	2	2	3			10.00	
4	RoLi4		5.45	1.68	3	4	4	4	3	3	2	4			7.13	
5	StLi4		5.45	1.36	3	3	3	3	2	2	3	3			6.81	
6	SyTwW2+SyTwM3		5.72	0.97	2	3	0	1	0	2	2	1			6.69	
7	CuLi4		5.45	1.44	3	3	3	3	3	3	2	3			6.89	
8	ChSt1		1.10	2.63	3	4	3	3	1	3	3	4			3.73	
9	ChLi1		1.10	2.21	4	3	2	3	3	2	2	3			3.31	
10	ChSl1		1.10	1.94	2	3	2	3	2	2	3	2			3.04	
			43.92												62.78	
Program Components			Factor													
Composition			2.00	9.00	8.75	8.75	8.50	8.25	8.50	8.50	8.50	8.50	8.50	8.50		8.58
Presentation			2.00	8.75	9.00	8.50	8.50	8.50	8.50	8.25	8.00	8.75				8.54
Skating Skills			2.00	8.00	8.75	8.50	8.50	8.25	8.50	8.25	8.25					8.38
Judges Total Program Component Score (factored)														51.00		
Deductions:															0.00	

Rank	Name	Nation	Starting Number	Total Segment Score	Total Element Score	Total Program Component Score (factored)	Total Deductions									
6	Oona BROWN / Gage BROWN	USA	5	106.96	59.04	47.92	0.00									
#	Executed Elements	Info	Base Value	GOE	J1	J2	J3	J4	J5	J6	J7	J8	J9	Ref.	Scores of Panel	
1	ChAJ1		1.10	2.08	1	3	3	3	2	2	2	3			3.18	
2	SyTwWB+SyTwM4		4.22	-0.24	-1	0	-1	0	-4	-1	0	0			3.98	
3	CuLi4		5.45	0.88	1	3	1	3	1	2	2	2			6.33	
4	DSP4		6.00	1.13	2	2	2	2	2	1	2	3			7.13	
5	SILi4		5.45	1.36	2	3	3	3	3	2	3	3			6.81	
6	ChSl1		1.10	2.91	3	4	4	4	3	3	3	5			4.01	
7	DiStW2+DiStM3		7.83	2.43	1	3	2	3	3	2	2	2			10.26	
8	OFTW2+OFTM2		5.34	1.70	1	3	3	2	2	2	2	3			7.04	
9	RoLi4		5.45	1.12	1	2	3	3	2	3	2	2			6.57	
10	ChSt1		1.10	2.63	3	3	4	4	3	3	3	3			3.73	
			43.04												59.04	
Program Components			Factor													
Composition			2.00	8.00	8.50	8.00	8.00	7.50	8.25	7.75	8.25	8.00				8.04
Presentation			2.00	8.00	8.50	7.50	7.75	7.75	8.25	8.00	8.50					8.04
Skating Skills			2.00	7.75	8.25	7.75	8.00	7.50	8.25	7.50	8.00					7.88
Judges Total Program Component Score (factored)														47.92		
Deductions:															0.00	

Official Partners:



JUDGES DETAILS PER SKATER

ICE DANCE FREE DANCE

Rank	Name	Nation	Starting Number	Total Segment Score	Total Element Score	Total Program Component Score (factored)	Total Deductions
7	Hannah LIM / Ye QUAN	KOR	3	106.45	59.69	46.76	0.00

#	Executed Elements	Info	Base Value	GOE	J1	J2	J3	J4	J5	J6	J7	J8	J9	Ref.	Scores of Panel	
1	RoLi4		5.45	1.20	2	3	2	3	2	2	3	3			6.65	
2	OFTW3+OFTM1		5.47	1.09	1	2	2	1	2	1	2	1			6.56	
3	SyTwW4+SyTwM3		6.47	1.82	2	2	3	3	3	3	2	2			8.29	
4	SILi4		5.45	1.44	1	3	3	3	3	3	3	3			6.89	
5	ChSl1		1.10	2.49	1	3	4	3	4	2	3	3			3.59	
6	DSp2		4.50	1.13	0	1	3	1	3	2	2	3			5.63	
7	DiStW2+DiStM2		7.46	1.91	1	2	2	2	2	1	2	2			9.37	
8	CuLi4		5.45	1.04	1	2	3	2	3	2	2	2			6.49	
9	ChSt1		1.10	2.08	3	3	3	2	2	2	2	3			3.18	
10	ChLi1		1.10	1.94	1	2	3	3	2	3	2	2			3.04	
			43.55												59.69	
Program Components				Factor												
Composition				2.00	7.25	7.75	8.50	7.75	8.00	8.25	7.75	8.25				7.96
Presentation				2.00	7.75	7.75	8.25	7.25	7.50	8.00	7.25	8.25				7.75
Skating Skills				2.00	7.50	7.50	7.75	7.50	7.50	8.25	7.75	8.00				7.67
Judges Total Program Component Score (factored)															46.76	

Deductions:	0.00
--------------------	-------------

Rank	Name	Nation	Starting Number	Total Segment Score	Total Element Score	Total Program Component Score (factored)	Total Deductions
8	Alicia FABBRI / Paul AYER	CAN	2	104.35	59.19	45.16	0.00

#	Executed Elements	Info	Base Value	GOE	J1	J2	J3	J4	J5	J6	J7	J8	J9	Ref.	Scores of Panel	
1	CuLi4+CuLi4		10.90	2.24	1	2	3	3	3	2	1	3			13.14	
2	OFTW2+OFTM2		5.34	1.09	1	3	2	1	2	1	2	1			6.43	
3	SyTwW4+SyTwM4		6.84	1.82	2	2	3	3	3	2	2	3			8.66	
4	DSp4		6.00	0.94	1	2	3	2	2	1	2	1			6.94	
5	ChSp1		1.10	2.08	1	3	2	3	4	1	2	4			3.18	
6	DiStW2+DiStM2		7.46	1.73	1	2	1	2	2	2	2	1			9.19	
7	RoLi4		5.45	0.96	1	2	2	2	4	2	2	2			6.41	
8	ChSl1		1.10	1.66	2	2	2	3	2	2	2	2			2.76	
9	ChSt1		1.10	1.38	1	2	2	2	3	1	2	1			2.48	
			45.29												59.19	
Program Components				Factor												
Composition				2.00	7.25	7.25	7.00	7.50	7.75	8.00	7.75	8.25				7.58
Presentation				2.00	7.25	7.25	7.50	7.50	7.75	7.75	7.25	8.00				7.50
Skating Skills				2.00	7.00	7.25	8.00	7.25	7.50	7.75	7.50	7.75				7.50
Judges Total Program Component Score (factored)															45.16	

Deductions:	0.00
--------------------	-------------

Official Partners:



JUDGES DETAILS PER SKATER

ICE DANCE FREE DANCE

Rank	Name	Nation	Starting Number	Total Segment Score	Total Element Score	Total Program Component Score (factored)	Total Deductions
9	Emily BRATTI / Ian SOMERVILLE	USA	4	101.60	55.92	46.68	-1.00

#	Executed Elements	Info	Base Value	GOE	J1	J2	J3	J4	J5	J6	J7	J8	J9	Ref.	Scores of Panel	
1	ChAJ1		1.10	2.08	1	3	2	3	4	2	2	3			3.18	
2	SyTwW1+SyTwM	F	2.42	-1.64	-5	-4	-5	-3	-5	-4	-4	-5			0.78	
3	OFTW2+OFTM2		5.34	1.34	1	3	2	2	2	1	2	2			6.68	
4	DSP4		6.00	1.41	2	3	3	3	3	1	2	2			7.41	
5	CuLi4+CuLi4		10.90	2.88	2	3	3	3	3	3	3	3			13.78	
6	StLi4		5.45	1.36	1	3	3	4	3	2	3	3			6.81	
7	CiStW1+CiStM2		7.21	2.61	1	3	3	3	3	2	2	2			9.82	
8	ChSt1		1.10	2.49	3	3	3	3	3	2	3	3			3.59	
9	ChSl1		1.10	2.77	1	3	4	4	4	2	3	4			3.87	
			40.62												55.92	
Program Components				Factor												
Composition				2.00	7.50	8.50	8.00	7.75	8.25	8.00	7.25	7.75	7.75	7.50		7.88
Presentation				2.00	7.50	8.25	8.25	7.50	7.75	7.75	7.50	7.50	8.00			7.79
Skating Skills				2.00	7.25	8.00	8.00	7.50	7.75	7.75	7.50	7.50				7.67
Judges Total Program Component Score (factored)															46.68	

Deductions:	Falls	-1.00 (1)	-1.00
--------------------	-------	-----------	--------------

Rank	Name	Nation	Starting Number	Total Segment Score	Total Element Score	Total Program Component Score (factored)	Total Deductions
10	Holly HARRIS / Jason CHAN	AUS	1	99.40	55.06	44.34	0.00

#	Executed Elements	Info	Base Value	GOE	J1	J2	J3	J4	J5	J6	J7	J8	J9	Ref.	Scores of Panel	
1	DSP4		6.00	1.32	2	2	4	3	2	2	3	2			7.32	
2	SyTwW2+SyTwM4		6.09	-0.60	-2	-1	1	1	-2	-1	-1	-1			5.49	
3	OFTW2+OFTM2		5.34	0.72	0	1	1	1	2	1	1	1			6.06	
4	RoLi4+StLi3		10.15	2.24	2	2	2	3	3	2	2	3			12.39	
5	DiSW2+DiStM2		7.46	1.56	0	2	2	2	2	1	1	1			9.02	
6	ChAJ1		1.10	1.52	1	2	3	1	3	1	1	4			2.62	
7	CuLi4		5.45	0.64	1	2	2	2	1	1	1	1			6.09	
8	ChSt1		1.10	1.66	1	1	3	2	3	2	2	2			2.76	
9	ChLi1		1.10	2.21	1	3	4	3	0	2	3	4			3.31	
			43.79												55.06	
Program Components				Factor												
Composition				2.00	7.25	7.50	8.25	7.25	7.50	7.50	7.75	7.50	7.50			7.50
Presentation				2.00	7.00	7.25	8.00	7.25	7.75	7.50	7.50	7.75				7.50
Skating Skills				2.00	7.25	7.00	7.75	7.00	7.25	7.25	7.00	7.25				7.17
Judges Total Program Component Score (factored)															44.34	

Deductions:			0.00
--------------------	--	--	-------------

Legend:	#	Sequence number	GOE	Grade of Execution	Jx	Judges (x=1-9)	Ref.	Referee
	F	Fall						

Official Partners:



Dear friends,

On behalf of Skate Canada and the Local Organizing Committee, I would like to thank you for participating in Skate Canada International and visiting the wonderful city of Halifax. I hope that you have enjoyed every minute of your experience, and we look forward to welcoming you back to Canada again very soon.

Special congratulations to the athletes and coaches for their dedication and hard work. I wish you the best as you continue to compete this season. To all officials, your expertise, time, and commitment to our sport is appreciated. To our incredible volunteers and partners who make this all possible, thank you!

I hope you all take home wonderful memories of Skate Canada International.

Sincerely,



Karen Butcher
Skate Canada President

Official Partners:

