



激情 PASSION 优雅 ELEGANCE 自由 FREEDOM 浪漫 ROMANCE

2024 中国杯 CUP OF CHINA 世界花样滑冰大奖赛 ISU GRAND PRIX OF FIGURE SKATING®

成绩册 PROTOCOL

重庆 | 华熙LIVE·鱼洞·场馆
2024 | 11.22 ▶ 11.24



Cup of China 2024

November 22 - 24, 2024 Chongqing / CHN



CUP OF CHINA
ISU GRAND PRIX OF FIGURE SKATING

Protocol

of the

ISU Grand Prix of Figure Skating® 2024 / 2025

Cup of China 2024

organized by the

Chinese Figure Skating Association

with the authorization of the

International Skating Union

held in

Chongqing, China

November 22 to 24, 2024

The events of the
Cup of China 2024
took place at the

“Chongqing Huaxi Cultural and Sports Center”

an artificial and heated indoor ice surface.

International Skating Union (ISU)

Council

President: Jae Youl Kim Republic of Korea

1st Vice President

Speed Skating: Tron Espeli Norway

Vice President

Figure Skating: Benoit Lavoie Canada

Members

Figure Skating: Patricia St. Peter USA
Tatsuro Matsumura Japan
Susanna Rahkamo Finland
György Elek Hungary
Maria Teresa Samaranch Spain

Speed Skating: Suwanna Silpa-Archa Thailand
Sergio Anesi Italy
Stoytcho G. Stoytchev Bulgaria
Alexander Kibalko Russia
Albert Hazelhoff Netherlands

Athletes Representative: Eric Radford Canada

Director General: Colin Smith Great Britain
Legal Advisors: Michael Geistlinger Austria

Figure Skating Technical Sports Director: vacant

Speed Skating Technical Sports Director: Hugo Herrnhof Italy

Technical Committees

Single & Pair Skating

Chairperson: Fabio Bianchetti Italy
Members: Leena Laaksonen Finland
Yukiko Okabe Japan
Emilie Billow Sweden
Susan Lynch Australia
Appointed Skater: Cong Han China
Appointed Coach: Patrick Meier Switzerland

Ice Dance

Chairperson: Shawn Rettstatt USA
Members: Hilary Selby Great Britain
David Molina France
Ingrid Charlotte Wolter Germany
Appointed Skater: Kaitlyn Weaver Canada
Appointed Coach: Alper Uçar Türkiye

Synchronized Skating

Chairperson: Philippe Maitrot France
Members: Petra Tyrbo Sweden
Lois Long USA
Nina Bischoff Switzerland
Appointed Skater: Ida Hellström Finland
Appointed Coach: Cathy Dalton Canada

Time Schedule

Thursday, November 21, 2024	10:30	Team Leaders Meeting
	11:30	Medical Meeting
	16:30	Referees and Technical Controllers Meeting
	17:30	Judges Meeting
Friday, November 22, 2024	14:45	ICE DANCE – Rhythm Dance
	16:25	WOMEN – Short Program
	18:15	Opening Ceremony
	19:00	MEN – Short Program
	20:50	PAIRS – Short Program
Saturday, November 23, 2024	14:30	ICE DANCE – Free Dance
	16:30	WOMEN – Free Skating
	18:40	MEN – Free Skating
	20:50	PAIRS – Free Skating
		Victory Ceremonies Pairs, Ice Dance, Women, Men
Sunday November 24, 2024	14:30	Exhibition Gala

ISU Event Officials

ISU Representative

Ms. Maria Teresa SAMARANCH

ISU Event Manager

Mr. Wieland LUEDERS

MEN

Referee

Mr. Matjaz KRUSEC

Technical Controller

Ms. Mami MAEDA

Technical Specialist

Mr. Evgeny MARTYNOV

Technical Specialist

Ms. Jyrina LORENZ

Data Operator

Ms. Jia YAO

Replay Operator

Ms. Agnieszka SWIDERSKA

WOMEN

Referee

Mr. Matjaz KRUSEC

Technical Controller

Ms. Mami MAEDA

Technical Specialist

Ms. Jyrina LORENZ

Technical Specialist

Mr. Evgeny MARTYNOV

Data Operator

Ms. Agnieszka SWIDERSKA

Replay Operator

Ms. Jia YAO

PAIRS

Referee

Ms. Wendy ENZMANN

Technical Controller

Ms. Florence VUYLSTEKER

Technical Specialist

Ms. Stephanie LAFLEUR MORIN

Technical Specialist

Ms. Eva SONNLEITNER

Data Operator

Ms. Jia YAO

Replay Operator

Ms. Agnieszka SWIDERSKA

ICE DANCE

Referee

Ms. Michela CESARO

Technical Controller

Mr. Marcin KOZUBEK

Technical Specialist

Ms. Slavka GRINCOVA

Technical Specialist

Mr. Rock LEMAY

Data Operator

Ms. Agnieszka SWIDERSKA

Replay Operator

Ms. Jia YAO

Participating ISU Members and Entries

Member		Men	Women	Pairs	Ice Dance	Total
Canada	CAN	1	1	1	1	6
China	CHN	3	3	1	2	12
Spain	ESP	0	0	0	1	2
Finland	FIN	0	0	0	1	2
France	FRA	1	0	1	1	5
Georgia	GEO	1	1	0	1	4
Germany	GER	0	0	1	0	2
Italy	ITA	2	0	1	1	6
Japan	JPN	1	3	0	0	4
Kazakhstan	KAZ	1	0	0	0	1
Republic of Korea	KOR	1	2	0	0	3
Latvia	LAT	1	0	0	0	1
Philippines	PHI	0	0	1	0	2
Poland	POL	0	0	1	0	2
Switzerland	SUI	0	1	0	0	1
United States of America	USA	0	1	1	2	7
		12	12	8	10	60
Nations		9	7	8	8	16

15/11/2024 13:47:27 UTC

Organizing Committee

Chairman	Lei WANG, Xue SHEN, Guangcan YUAN, Yousheng HE, Tao ZHONG
Vice Chairman	Chunlu WANG, Li LI, Xueyong DU, Chaobin SHU
Members	Hua YAN, Zuo CHEN, Mingxing TANG, Jun CHEN, Jun MOU, Hua XU, Ge ZHANG, Jian ZHANG, Xian WU
General Secretary	Yuezheng XU, Feng HUANG, Kongliang WANG, Xiaozhi TANG, Qianjiao ZHU
Event Management	Yuezheng XU, Bo WANG, Yanyan LU
Reception	Yun ZHENG, Ying QIN, Yifan CUI
Media	Jinyi HU
International Communication	Ying QIN
Financial	Xia LI
Ceremony	Feng Huang
Medical Anti-doping	Huihui WANG

ICE DANCE

Chongqing Huaxi Cultural and Sports Center	22 NOV 2024	14:45	Rhythm Dance
	23 NOV 2024	14:30	Free Dance

Size of Skating Arena:	30m*60m
Ice Conditions:	very good
Number of Entries:	10
Number of Participants:	10

Entry Withdrawn:

Rhythm Dance		
Duration:	2:50 +/- 10 seconds	
Segment Factor:	1.00	
Program Component Factors:	Composition	1.33
	Presentation	1.33
	Skating Skills	1.33

Free Dance		
Duration:	4:00 +/- 10 seconds	
Segment Factor:	1.00	
Program Component Factors:	Composition	2.00
	Presentation	2.00
	Skating Skills	2.00

RESULTS

ICE DANCE

Pl. Name	Nation	Total Score	RD	FD
1 Charlene GUIGNARD / Marco FABRI	ITA	209.13	1	1
2 Marjorie LAJOIE / Zachary LAGHA	CAN	205.16	2	2
3 Christina CARREIRA / Anthony PONOMARENKO	USA	198.18	3	4
4 Olivia SMART / Tim DIECK	ESP	196.52	5	3
5 Juulia TURKKILA / Matthias VERSLUIS	FIN	192.57	4	5
6 Caroline GREEN / Michael PARSONS	USA	189.86	6	6
7 Loicia DEMOUGEOT / Theo le MERCIER	FRA	185.23	7	8
8 Diana DAVIS / Gleb SMOLKIN	GEO	182.32	8	7
9 Junfei REN / Jianing XING	CHN	156.51	9	9
10 Zixi XIAO / Linghao HE	CHN	146.16	10	10



Ms. Michela CESARO, ISU
Referee



Mr. Marcin KOZUBEK, ISU
Technical Controller

Legend:				
RD	Rhythm Dance	FD	Free Dance	Pl. Place

PANEL OF JUDGES

ICE DANCE

Officials

Technical Controller	Mr. Marcin KOZUBEK	ISU
Technical Specialist	Ms. Slavka GRINCOVA	ISU
Technical Specialist	Mr. Rock LEMAY	ISU

Judges

Referee	Ms. Michela CESARO	ISU
Judge No. 1	Ms. Jezabel DABOUIS	FRA
Judge No. 2	Mr. John MILLIER	USA
Judge No. 3	Mr. Albert ZAYDMAN	ISR
Judge No. 4	Ms. Pauliina Kaarina VICKHOLM	FIN
Judge No. 5	Ms. Nadezhda PARETSKAIA	KAZ
Judge No. 6	Mr. Massimo ORLANDINI	ITA
Judge No. 7	Ms. Limin JAO	CAN
Judge No. 8	Ms. Weiguang CHEN	CHN
Judge No. 9	Mr. David MUNOZ	ESP

Data/Replay Operator

Data Operator	Ms. Agnieszka SWIDERSKA	ISU
Replay Operator	Ms. Jia YAO	ISU

RESULTS

ICE DANCE RHYTHM DANCE

Pl. Name	Nation	Total Segment Score
1 Charlene GUIGNARD / Marco FABBRI	ITA	84.84
2 Marjorie LAJOIE / Zachary LAGHA	CAN	81.53
3 Christina CARREIRA / Anthony PONOMARENKO	USA	79.22
4 Juulia TURKKILA / Matthias VERSLUIS	FIN	77.80
5 Olivia SMART / Tim DIECK	ESP	75.96
6 Caroline GREEN / Michael PARSONS	USA	75.63
7 Loicia DEMOUGEOT / Theo le MERCIER	FRA	73.50
8 Diana DAVIS / Gleb SMOLKIN	GEO	70.53
9 Junfei REN / Jianing XING	CHN	61.64
10 Zixi XIAO / Linghao HE	CHN	59.96



Ms. Michela CESARO, ISU
Referee



Mr. Marcin KOZUBEK, ISU
Technical Controller

JUDGES DETAILS PER SKATER

ICE DANCE RHYTHM DANCE

Rank	Name	Nation	Starting Number	Total Segment Score	Total Element Score	Total Program Component Score (factored)	Total Deductions								
1	Charlene GUIGNARD / Marco FABBRI	ITA	10	84.84	47.87	36.97	0.00								
#	Executed Elements	Info	Base Value	GOE	J1	J2	J3	J4	J5	J6	J7	J8	J9	Ref.	Scores of Panel
1	SqTww4+SqTwm4		7.34	2.63	3	4	3	3	4	3	2	3	4		9.97
2	MiStw2+MiStm3		7.83	3.29	3	3	4	3	3	4	3	3	3		11.12
3	RoLi4		5.45	1.92	4	3	4	4	4	4	4	4	4		7.37
4	PSt3		8.70	3.35	3	2	3	3	3	3	3	3	3		12.05
5	ChRS1		2.00	5.36	4	3	4	4	3	4	3	3	4		7.36
			31.32												47.87
Program Components			Factor												
Composition			1.33	9.25	9.00	9.25	9.25	9.00	9.50	9.25	9.00	9.50	9.25	9.50	9.21
Presentation			1.33	9.25	9.00	9.50	9.50	8.75	9.50	9.25	9.00	9.50	9.25	9.29	
Skating Skills			1.33	9.25	9.00	9.25	9.25	9.25	9.25	9.50	9.25	9.50	9.25	9.29	
Judges Total Program Component Score (factored)														36.97	
Deductions:														0.00	

Rank	Name	Nation	Starting Number	Total Segment Score	Total Element Score	Total Program Component Score (factored)	Total Deductions								
2	Marjorie LAJOIE / Zachary LAGHA	CAN	8	81.53	46.10	35.43	0.00								
#	Executed Elements	Info	Base Value	GOE	J1	J2	J3	J4	J5	J6	J7	J8	J9	Ref.	Scores of Panel
1	MiStw3+MiStm3		8.20	3.44	4	3	3	3	3	3	4	3	4		11.64
2	SqTww3+SqTwm4		6.97	2.40	3	3	3	3	2	3	3	3	3		9.37
3	PSt3		8.70	2.72	2	2	3	2	2	3	3	3	2		11.42
4	ChRS1		2.00	4.71	4	3	3	4	3	3	3	3	2		6.71
5	RoLi4		5.45	1.51	3	4	3	4	3	3	3	3	3		6.96
			31.32												46.10
Program Components			Factor												
Composition			1.33	9.00	8.75	8.50	9.00	8.25	9.00	9.25	8.75	9.00	8.86		
Presentation			1.33	9.25	9.00	8.75	9.00	8.25	9.25	9.00	8.50	9.25	8.96		
Skating Skills			1.33	8.75	8.75	8.75	8.75	8.00	9.00	9.00	8.75	9.00	8.82		
Judges Total Program Component Score (factored)														35.43	
Deductions:														0.00	

Rank	Name	Nation	Starting Number	Total Segment Score	Total Element Score	Total Program Component Score (factored)	Total Deductions								
3	Christina CARREIRA / Anthony PONOMARENKO	USA	9	79.22	44.74	34.48	0.00								
#	Executed Elements	Info	Base Value	GOE	J1	J2	J3	J4	J5	J6	J7	J8	J9	Ref.	Scores of Panel
1	SqTww4+SqTwm4		7.34	2.51	4	3	3	3	3	3	3	4	3		9.85
2	PSt2		7.95	3.03	3	3	3	3	2	2	3	3	2		10.98
3	MiStw3+MiStm3		8.20	3.14	3	3	3	3	3	3	3	3	3		11.34
4	ChRS1		2.00	4.50	4	3	3	3	3	3	3	3	2		6.50
5	RoLi3		4.70	1.37	3	3	3	3	3	2	2	3	3		6.07
			30.19												44.74
Program Components			Factor												
Composition			1.33	8.75	8.75	8.75	9.00	8.50	8.75	8.75	8.50	8.50	8.68		
Presentation			1.33	8.75	8.75	8.50	8.75	8.25	9.00	8.75	8.75	8.50	8.68		
Skating Skills			1.33	8.75	8.75	8.50	8.50	8.25	8.50	8.50	8.75	8.50	8.57		
Judges Total Program Component Score (factored)														34.48	
Deductions:														0.00	

JUDGES DETAILS PER SKATER

ICE DANCE RHYTHM DANCE

Rank	Name	Nation	Starting Number	Total Segment Score	Total Element Score	Total Program Component Score (factored)	Total Deductions									
4	Juulia TURKKILA / Matthias VERSLUIS	FIN	7	77.80	43.60	34.20	0.00									
#	Executed Elements	Info	Base Value	GOE	J1	J2	J3	J4	J5	J6	J7	J8	J9	Ref.	Scores of Panel	
1	SqTwW4+SqTwM4		7.34	2.17	3	2	3	2	3	1	3	3	3		9.51	
2	PSt3		8.70	2.56	2	2	3	3	2	2	2	3	2		11.26	
3	MiStW1+MiStM2		7.21	2.23	3	2	2	2	2	2	3	2	0		9.44	
4	RoLi4		5.45	1.65	4	4	3	4	3	3	3	3	4		7.10	
5	ChRS1		2.00	4.29	3	3	3	3	2	3	3	3	2		6.29	
			30.70												43.60	
Program Components				Factor												
Composition				1.33	8.75	8.50	8.75	9.00	8.00	8.75	8.50	8.50	8.75	8.50		8.64
Presentation				1.33	8.50	8.75	8.75	8.50	7.75	8.75	8.25	8.50	9.00		8.57	
Skating Skills				1.33	8.75	8.50	8.50	8.75	8.25	8.50	8.25	8.50	8.50		8.50	
Judges Total Program Component Score (factored)															34.20	
Deductions:															0.00	

Rank	Name	Nation	Starting Number	Total Segment Score	Total Element Score	Total Program Component Score (factored)	Total Deductions								
5	Olivia SMART / Tim DIECK	ESP	4	75.96	42.13	33.83	0.00								
#	Executed Elements	Info	Base Value	GOE	J1	J2	J3	J4	J5	J6	J7	J8	J9	Ref.	Scores of Panel
1	SqTwW4+SqTwM4		7.34	1.71	2	2	2	2	2	2	0	3	3		9.05
2	PSt1		7.45	2.24	2	1	2	2	3	2	1	3	2		9.69
3	MiStW3+MiStM2		7.83	2.38	3	2	2	2	3	2	2	3	2		10.21
4	CuLi4		5.45	1.44	3	2	4	3	3	3	2	3	4		6.89
5	ChRS1		2.00	4.29	3	2	3	3	3	3	2	3	3		6.29
			30.07												42.13
Program Components				Factor											
Composition				1.33	8.25	8.25	8.75	8.75	8.25	8.75	8.25	8.50	9.00		8.50
Presentation				1.33	8.25	8.50	8.75	8.75	8.50	8.75	8.50	8.25	9.00		8.57
Skating Skills				1.33	8.00	8.00	8.50	8.50	8.50	8.25	8.25	8.50	8.75		8.36
Judges Total Program Component Score (factored)															33.83
Deductions:															0.00

Rank	Name	Nation	Starting Number	Total Segment Score	Total Element Score	Total Program Component Score (factored)	Total Deductions								
6	Caroline GREEN / Michael PARSONS	USA	5	75.63	41.67	33.96	0.00								
#	Executed Elements	Info	Base Value	GOE	J1	J2	J3	J4	J5	J6	J7	J8	J9	Ref.	Scores of Panel
1	SqTwW4+SqTwM4		7.34	2.06	3	3	2	2	2	3	2	3	3		9.40
2	PSt1		7.45	2.24	2	2	2	2	3	2	2	2	2		9.69
3	ChRS1		2.00	3.86	3	2	3	3	3	2	2	2	3		5.86
4	MiStW1+MiStM2		7.21	2.69	3	3	2	2	3	3	2	2	3		9.90
5	RoLi4		5.45	1.37	3	2	3	3	3	3	3	2	3		6.82
			29.45												41.67
Program Components				Factor											
Composition				1.33	8.50	8.50	8.50	8.50	8.25	8.75	8.50	8.00	8.75		8.50
Presentation				1.33	8.75	8.50	8.50	8.75	8.25	8.75	8.50	8.00	9.00		8.57
Skating Skills				1.33	8.50	8.50	8.25	8.50	8.50	8.50	8.50	8.25	8.50		8.46
Judges Total Program Component Score (factored)															33.96
Deductions:															0.00

JUDGES DETAILS PER SKATER

ICE DANCE RHYTHM DANCE

Rank	Name	Nation	Starting Number	Total Segment Score	Total Element Score	Total Program Component Score (factored)								Total Deductions		
7	Loicia DEMOUGEOT / Theo le MERCIER	FRA	6	73.50	41.05	32.45								0.00		
#	Executed Elements	Info	Base Value	GOE	J1	J2	J3	J4	J5	J6	J7	J8	J9	Ref.	Scores of Panel	
1	StaLi4		5.45	1.30	3	3	3	2	3	2	2	3	3		6.75	
2	PSt2		7.95	2.08	2	1	2	3	2	2	1	2	2		10.03	
3	SqTwW4+SqTwM4		7.34	2.06	3	2	3	3	2	3	2	3	2		9.40	
4	MiStW1+MiStM2		7.21	2.23	2	1	2	3	1	2	2	3	3		9.44	
5	ChRS1		2.00	3.43	3	2	2	3	1	2	2	3	2		5.43	
			29.95												41.05	
Program Components				Factor												
Composition				1.33	8.50	8.00	8.00	8.75	7.00	8.25	8.00	8.25	8.25	8.25		8.18
Presentation				1.33	8.25	8.25	8.25	8.25	7.25	8.25	8.00	8.00	8.00	8.25		8.18
Skating Skills				1.33	8.00	8.00	8.00	8.50	7.25	8.00	7.75	8.00	8.50		8.04	
Judges Total Program Component Score (factored)															32.45	
Deductions:															0.00	

Rank	Name	Nation	Starting Number	Total Segment Score	Total Element Score	Total Program Component Score (factored)								Total Deductions	
8	Diana DAVIS / Gleb SMOLKIN	GEO	3	70.53	38.28	32.25								0.00	
#	Executed Elements	Info	Base Value	GOE	J1	J2	J3	J4	J5	J6	J7	J8	J9	Ref.	Scores of Panel
1	MiStW2+MiStM2		7.46	2.38	2	3	2	2	2	2	2	3	3		9.84
2	SqTwW3+SqTwM4		6.97	-0.23	0	0	0	0	1	0	-1	-1	-1		6.74
3	PSt2		7.95	1.92	1	2	2	2	2	1	0	2	2		9.87
4	ChRS1		2.00	3.21	2	2	3	3	2	1	1	2	3		5.21
5	RoLi4		5.45	1.17	3	2	4	2	3	2	1	2	3		6.62
			29.83												38.28
Program Components				Factor											
Composition				1.33	8.25	8.25	8.75	8.75	7.25	8.00	7.75	7.75	9.00		8.21
Presentation				1.33	8.25	8.25	8.50	8.00	7.25	8.00	8.00	7.50	8.25		8.04
Skating Skills				1.33	7.75	8.25	8.50	8.25	7.25	7.75	7.75	7.75	8.50		8.00
Judges Total Program Component Score (factored)															32.25
Deductions:															0.00

Rank	Name	Nation	Starting Number	Total Segment Score	Total Element Score	Total Program Component Score (factored)								Total Deductions	
9	Junfei REN / Jianing XING	CHN	1	61.64	35.47	26.17								0.00	
#	Executed Elements	Info	Base Value	GOE	J1	J2	J3	J4	J5	J6	J7	J8	J9	Ref.	Scores of Panel
1	MiStW2+MiStM2		7.46	0.74	0	1	0	1	1	0	1	2	1		8.20
2	SqTwW4+SqTwM4		7.34	0.80	1	1	1	1	1	1	0	1	1		8.14
3	PSt2		7.95	0.48	0	2	0	1	1	0	0	0	1		8.43
4	ChRS1		2.00	2.36	1	2	0	2	2	1	1	2	2		4.36
5	RoLi4		5.45	0.89	2	2	2	2	3	1	1	2	2		6.34
			30.20												35.47
Program Components				Factor											
Composition				1.33	6.25	7.25	6.00	7.00	6.25	6.50	6.50	6.75	7.00		6.61
Presentation				1.33	6.25	7.25	6.25	6.75	6.50	6.25	6.25	6.50	6.75		6.46
Skating Skills				1.33	6.50	7.00	6.00	6.75	6.50	6.25	6.50	6.75	7.00		6.61
Judges Total Program Component Score (factored)															26.17
Deductions:															0.00
Violation of choreo restrictions				(1 of 10)											

JUDGES DETAILS PER SKATER

ICE DANCE RHYTHM DANCE

Rank	Name	Nation	Starting Number	Total Segment Score	Total Element Score	Total Program Component Score (factored)	Total Deductions								
10	Zixi XIAO / Linghao HE	CHN	2	59.96	33.73	26.23	0.00								
#	Executed Elements	Info	Base Value	GOE	J1	J2	J3	J4	J5	J6	J7	J8	J9	Ref.	Scores of Panel
1	MiStW1+MiStM2		7.21	1.34	2	2	1	1	1	1	1	2	1		8.55
2	SqTwW4+SqTwM4		7.34	0.80	1	1	2	2	1	0	0	0	2		8.14
3	PSt1		7.45	0.32	-1	0	0	1	1	0	0	1	0		7.77
4	ChRS1		2.00	1.07	0	1	0	1	1	1	0	2	1		3.07
5	RoLi4		5.45	0.75	1	1	2	2	2	1	1	2	2		6.20
			29.45												33.73
Program Components				Factor											
	Composition		1.33	6.50	7.00	6.50	7.25	5.75	6.50	6.75	6.50	6.50	6.50		6.61
	Presentation		1.33	6.25	7.00	6.25	7.00	5.50	6.50	6.50	6.50	6.75	6.75		6.57
	Skating Skills		1.33	6.75	7.25	6.25	6.50	5.75	6.25	6.50	6.50	6.75	6.75		6.54
Judges Total Program Component Score (factored)															26.23
Deductions:															0.00

Legend:							
#	Sequence number	GOE	Grade of Execution	Jx	Judges (x=1-9)	Ref.	Referee

RESULTS

ICE DANCE FREE DANCE

Pl. Name	Nation	Total Segment Score
1 Charlene GUIGNARD / Marco FABBRI	ITA	124.29
2 Marjorie LAJOIE / Zachary LAGHA	CAN	123.63
3 Olivia SMART / Tim DIECK	ESP	120.56
4 Christina CARREIRA / Anthony PONOMARENKO	USA	118.96
5 Juulia TURKKILA / Matthias VERSLUIS	FIN	114.77
6 Caroline GREEN / Michael PARSONS	USA	114.23
7 Diana DAVIS / Gleb SMOLKIN	GEO	111.79
8 Loicia DEMOUGEOT / Theo le MERCIER	FRA	111.73
9 Junfei REN / Jianing XING	CHN	94.87
10 Zixi XIAO / Linghao HE	CHN	86.20



Ms. Michela CESARO, ISU
Referee



Mr. Marcin KOZUBEK, ISU
Technical Controller

JUDGES DETAILS PER SKATER

ICE DANCE FREE DANCE

Rank	Name	Nation	Starting Number	Total Segment Score	Total Element Score	Total Program Component Score (factored)	Total Deductions									
1	Charlene GUIGNARD / Marco FABBRI	ITA	10	124.29	68.51	55.78	0.00									
#	Executed Elements	Info	Base Value	GOE	J1	J2	J3	J4	J5	J6	J7	J8	J9	Ref.	Scores of Panel	
1	ChSp1		1.10	2.96	3	3	4	4	3	4	4	3	4		4.06	
2	SILi4+RoLi4		10.90	3.57	5	4	3	3	4	4	3	3	5		14.47	
3	SyTwW4+SyTwM3		6.47	1.77	3	1	2	2	3	3	2	2	3		8.24	
4	OFTW2+OFTM1		5.09	2.28	3	3	3	3	3	4	4	3	3		7.37	
5	DSP4		6.00	2.09	3	4	4	4	4	4	4	3	3		8.09	
6	CiStW2+CiStM3		7.83	3.29	3	3	4	3	3	4	3	3	3		11.12	
7	StaLi4		5.45	1.58	3	3	4	3	4	3	3	4	3		7.03	
8	ChSt1		1.10	3.20	4	3	4	4	4	4	4	3	4		4.30	
9	ChLi1		1.10	2.73	2	3	3	3	3	4	4	3	4		3.83	
			45.04												68.51	
Program Components				Factor												
Composition				2.00	9.50	9.00	9.50	9.50	9.25	9.50	9.25	9.25	9.50	9.50		9.39
Presentation				2.00	9.25	9.00	9.50	9.00	9.00	9.50	9.25	9.25	9.25	9.50		9.25
Skating Skills				2.00	9.25	9.25	9.25	9.00	9.25	9.50	9.25	9.00	9.50		9.25	
Judges Total Program Component Score (factored)															55.78	
Deductions:															0.00	

Rank	Name	Nation	Starting Number	Total Segment Score	Total Element Score	Total Program Component Score (factored)	Total Deductions								
2	Marjorie LAJOIE / Zachary LAGHA	CAN	9	123.63	69.49	54.14	0.00								
#	Executed Elements	Info	Base Value	GOE	J1	J2	J3	J4	J5	J6	J7	J8	J9	Ref.	Scores of Panel
1	ChSp1		1.10	2.61	3	3	4	4	3	3	3	3	3		3.71
2	OFTW3+OFTM3		6.10	2.18	3	3	3	3	3	3	3	4	3		8.28
3	DSP4		6.00	1.77	3	4	3	4	3	3	3	3	3		7.77
4	SILi4		5.45	1.58	3	4	3	3	4	4	3	3	3		7.03
5	SyTwW4+SyTwM4		6.84	2.80	4	4	3	4	4	3	4	4	4		9.64
6	DiStW2+DiStM3		7.83	3.14	3	3	3	3	3	3	3	3	3		10.97
7	ChSt1		1.10	2.49	3	3	3	4	3	3	3	3	2		3.59
8	RoLi4		5.45	1.85	4	4	4	4	4	3	4	3	4		7.30
9	ChSt1		1.10	2.73	4	3	3	4	2	3	3	4	3		3.83
10	StaLi4		5.45	1.92	4	4	4	5	4	3	4	4	4		7.37
			46.42												69.49
Program Components				Factor											
Composition				2.00	9.00	9.00	8.75	9.50	9.00	9.00	8.75	9.00	9.25		9.00
Presentation				2.00	9.25	9.25	8.75	9.50	8.75	9.25	9.25	9.00	9.00		9.11
Skating Skills				2.00	8.75	9.00	8.75	9.00	8.50	9.00	9.00	9.25	9.50		8.96
Judges Total Program Component Score (factored)															54.14
Deductions:															0.00

JUDGES DETAILS PER SKATER

ICE DANCE FREE DANCE

Rank	Name	Nation	Starting Number	Total Segment Score	Total Element Score	Total Program Component Score (factored)								Total Deductions			
3	Olivia SMART / Tim DIECK	ESP	6	120.56	67.36	53.20								0.00			
#	Executed Elements	Info	Base Value	GOE	J1	J2	J3	J4	J5	J6	J7	J8	J9	Ref.	Scores of Panel		
1	StaLi4+RoLi4		10.90	3.84	4	3	4	4	4	4	4	4	4		14.74		
2	OFTW2+OFTM2		5.34	2.18	3	2	3	3	3	3	3	3	3		7.52		
3	ChSp1		1.10	2.25	2	2	4	3	3	2	3	4	2		3.35		
4	SyTwW4+SyTwM4		6.84	1.46	0	2	2	2	2	2	2	3	2		8.30		
5	DSp4		6.00	1.69	3	3	3	3	3	3	3	3	2		7.69		
6	SILi4		5.45	1.78	3	4	3	4	4	4	3	4	4		7.23		
7	MiStW2+MiStM1		7.21	2.84	3	2	3	3	3	2	3	3	2		10.05		
8	ChLi1		1.10	3.20	4	3	5	3	4	4	4	4	4		4.30		
9	ChSt1		1.10	3.08	4	3	5	4	4	3	4	4	3		4.18		
			45.04												67.36		
Program Components				Factor													
Composition				2.00	9.00	8.75	9.00	9.00	9.00	9.00	9.25	9.00	9.00	9.00	9.00		9.00
Presentation				2.00	8.75	8.50	9.00	9.25	9.00	9.00	9.00	9.00	9.00	9.00	9.00		8.96
Skating Skills				2.00	8.50	8.25	8.75	8.75	8.75	8.50	8.50	8.75	8.75				8.64
Judges Total Program Component Score (factored)																53.20	
Deductions:															0.00		

Rank	Name	Nation	Starting Number	Total Segment Score	Total Element Score	Total Program Component Score (factored)								Total Deductions		
4	Christina CARREIRA / Anthony PONOMARENKO	USA	8	118.96	66.52	52.44								0.00		
#	Executed Elements	Info	Base Value	GOE	J1	J2	J3	J4	J5	J6	J7	J8	J9	Ref.	Scores of Panel	
1	SILi4		5.45	1.44	4	3	3	3	3	3	3	3	3		6.89	
2	OFTW3+OFTM2		5.72	2.18	3	3	2	3	3	3	3	3	3		7.90	
3	SyTwW4+SyTwM4		6.84	2.08	3	3	2	2	3	3	3	3	3		8.92	
4	CuLi4		5.45	1.51	4	3	3	3	2	3	3	4	3		6.96	
5	RoLi4		5.45	1.37	3	2	3	3	3	3	3	3	2		6.82	
6	ChSt1		1.10	2.61	4	4	4	3	2	3	3	3	2		3.71	
7	DSp4		6.00	1.69	3	4	3	3	3	3	3	3	2		7.69	
8	SeStW2+SeStM2		7.46	2.99	3	3	3	3	2	2	3	3	3		10.45	
9	ChAJ1		1.10	2.49	4	4	3	3	2	3	3	3	2		3.59	
10	ChSp1		1.10	2.49	3	3	3	3	2	3	3	3	3		3.59	
			45.67												66.52	
Program Components				Factor												
Composition				2.00	8.75	8.75	8.50	8.75	8.50	8.75	8.75	9.00	8.25			8.68
Presentation				2.00	9.00	9.00	8.75	9.00	8.50	8.75	8.75	8.75	8.50			8.79
Skating Skills				2.00	8.75	8.75	8.50	8.75	8.25	8.75	8.75	9.00	9.25			8.75
Judges Total Program Component Score (factored)																52.44
Deductions:															0.00	

JUDGES DETAILS PER SKATER

ICE DANCE FREE DANCE

Rank	Name	Nation	Starting Number	Total Segment Score	Total Element Score	Total Program Component Score (factored)	Total Deductions								
5	Juulia TURKKILA / Matthias VERSLUIS	FIN	7	114.77	62.63	52.14	0.00								
#	Executed Elements	Info	Base Value	GOE	J1	J2	J3	J4	J5	J6	J7	J8	J9	Ref.	Scores of Panel
1	OFTW3+OFTM2		5.72	2.08	3	3	2	3	3	4	3	3	2		7.80
2	CuLi4		5.45	1.44	4	3	3	3	3	3	3	3	2		6.89
3	SyTwW4+SyTwM3		6.47	2.18	3	3	3	3	2	3	3	3	3		8.65
4	DiStW2+DiStM1		7.21	3.14	3	3	3	3	3	3	3	3	2		10.35
5	RoLi4+StLi1		8.65	3.43	4	3	3	4	4	4	3	3	4		12.08
6	ChAJ1		1.10	2.49	3	2	4	2	3	4	3	3	3		3.59
7	ChLi1		1.10	3.56	4	4	5	4	2	5	5	4	4		4.66
8	DSP4		6.00	1.61	3	2	3	4	3	3	3	3	2		7.61
9	ChSt1	!	1.10	-0.10	-1	1	0	-2	1	-2	-1	-1	-2		1.00
			42.80												62.63
Program Components			Factor												
Composition			2.00	9.00	8.50	8.75	9.00	8.25	9.25	9.00	9.00	9.00	8.50		8.82
Presentation			2.00	8.75	8.75	8.50	8.75	8.50	8.75	9.00	8.75	9.00	8.75	8.50	8.68
Skating Skills			2.00	8.75	8.75	8.50	8.50	8.25	8.50	8.75	8.75	8.75	8.25	8.57	
Judges Total Program Component Score (factored)														52.14	
Deductions:														0.00	
Violation of choreo restrictions							(1 of 10)								

Rank	Name	Nation	Starting Number	Total Segment Score	Total Element Score	Total Program Component Score (factored)	Total Deductions								
6	Caroline GREEN / Michael PARSONS	USA	5	114.23	63.03	51.20	0.00								
#	Executed Elements	Info	Base Value	GOE	J1	J2	J3	J4	J5	J6	J7	J8	J9	Ref.	Scores of Panel
1	ChAJ1		1.10	2.13	3	3	3	2	3	3	2	2	2		3.23
2	OFTW2+OFTM2		5.34	1.67	3	2	2	3	2	2	2	2	4		7.01
3	SyTwW3+SyTwM3		6.10	1.46	2	1	2	2	2	2	2	2	4		7.56
4	CuLi4+CuLi4		10.90	2.88	3	3	4	3	2	3	3	3	3		13.78
5	RoLi4		5.45	1.44	3	2	3	3	3	3	3	3	3		6.89
6	DSP4		6.00	1.45	2	3	3	2	2	3	3	3	2		7.45
7	DiStW3+DiStM1		7.58	2.23	2	2	3	2	2	2	3	2	2		9.81
8	ChSt1		1.10	2.61	4	3	4	3	3	3	3	3	3		3.71
9	ChLi1		1.10	2.49	3	3	3	3	3	3	3	3	3		3.59
			44.67												63.03
Program Components			Factor												
Composition			2.00	8.75	8.50	8.75	8.75	8.25	8.50	8.50	8.25	8.75	8.75	8.57	
Presentation			2.00	8.50	8.50	8.50	8.75	8.50	8.50	8.75	8.25	9.25	8.57		
Skating Skills			2.00	8.50	8.50	8.50	8.50	8.25	8.50	8.25	8.50	9.00	8.46		
Judges Total Program Component Score (factored)														51.20	
Deductions:														0.00	

JUDGES DETAILS PER SKATER

ICE DANCE FREE DANCE

Rank	Name	Nation	Starting Number	Total Segment Score	Total Element Score	Total Program Component Score (factored)								Total Deductions			
7	Diana DAVIS / Gleb SMOLKIN	GEO	3	111.79	61.63	50.16								0.00			
#	Executed Elements	Info	Base Value	GOE	J1	J2	J3	J4	J5	J6	J7	J8	J9	Ref.	Scores of Panel		
1	StaLi3+RoLi4		10.15	3.43	4	3	4	3	4	3	2	4	4		13.58		
2	OFTW2+OFTM1		5.09	1.97	3	3	3	3	3	2	2	3	2		7.06		
3	SyTwW4+SyTwM4		6.84	1.77	3	2	2	2	3	2	2	3	3		8.61		
4	ChSt1		1.10	2.25	3	2	3	2	4	3	2	3	3		3.35		
5	DSP2		4.50	1.45	3	2	3	2	3	2	2	3	3		5.95		
6	CuLi4		5.45	1.37	3	2	4	3	3	3	2	3	3		6.82		
7	DiStW2+DiStM3		7.83	2.08	2	1	2	2	3	1	2	3	2		9.91		
8	ChLi1		1.10	2.13	3	2	4	2	3	2	1	3	3		3.23		
9	ChSt1		1.10	2.02	3	2	2	3	4	2	1	3	2		3.12		
			43.16												61.63		
Program Components				Factor													
Composition				2.00	8.25	8.25	8.50	8.50	8.75	8.75	7.75	8.25	8.25	8.50	8.50		8.36
Presentation				2.00	8.50	8.00	8.75	8.75	8.50	8.00	8.00	8.50	8.50	9.00		8.43	
Skating Skills				2.00	8.00	8.25	8.50	8.00	8.75	8.00	8.00	8.50	8.75		8.29		
Judges Total Program Component Score (factored)															50.16		
Deductions:															0.00		

Rank	Name	Nation	Starting Number	Total Segment Score	Total Element Score	Total Program Component Score (factored)								Total Deductions	
8	Loicia DEMOUGEOT / Theo le MERCIER	FRA	4	111.73	62.01	49.72								0.00	
#	Executed Elements	Info	Base Value	GOE	J1	J2	J3	J4	J5	J6	J7	J8	J9	Ref.	Scores of Panel
1	OFTW2+OFTM2		5.34	1.46	2	1	2	2	2	2	2	3	2		6.80
2	SILi4		5.45	1.37	3	3	3	3	3	2	2	3	3		6.82
3	RoLi4		5.45	1.17	3	2	3	2	3	2	1	4	2		6.62
4	ChSt1		1.10	2.02	3	2	3	2	2	3	1	3	2		3.12
5	DSP4		6.00	1.21	2	2	3	2	2	2	2	3	2		7.21
6	DiStW3+DiStM1		7.58	2.08	2	1	2	2	2	2	2	2	2		9.66
7	StaLi4		5.45	1.17	2	2	3	2	3	2	1	3	3		6.62
8	SyTwW4+SyTwM4		6.84	1.97	3	3	2	2	3	3	2	3	3		8.81
9	ChSt1		1.10	1.90	3	3	2	2	3	2	2	2	2		3.00
10	ChLi1		1.10	2.25	3	3	2	2	3	3	2	3	3		3.35
			45.41												62.01
Program Components				Factor											
Composition				2.00	8.50	8.25	8.25	8.50	8.25	8.50	8.00	8.50	8.50		8.39
Presentation				2.00	8.25	8.50	8.25	8.00	8.00	8.25	8.50	8.25	8.50		8.29
Skating Skills				2.00	8.50	8.00	8.00	8.25	7.75	8.00	8.00	8.50	8.50		8.18
Judges Total Program Component Score (factored)															49.72
Deductions:															0.00

JUDGES DETAILS PER SKATER

ICE DANCE FREE DANCE

Rank	Name	Nation	Starting Number	Total Segment Score	Total Element Score	Total Program Component Score (factored)								Total Deductions		
9	Junfei REN / Jianing XING	CHN	2	94.87	53.71	41.16								0.00		
#	Executed Elements	Info	Base Value	GOE	J1	J2	J3	J4	J5	J6	J7	J8	J9	Ref.	Scores of Panel	
1	OFTW2+OFTM2		5.34	0.93	1	2	1	2	1	0	1	2	1		6.27	
2	StaLi4		5.45	0.89	2	2	2	2	3	1	1	2	2		6.34	
3	SyTwW3+SyTwM4		6.47	-0.21	0	-1	0	0	-1	0	-1	0	0		6.26	
4	DiStW2+DiStM2		7.46	0.89	1	1	1	1	1	0	0	2	1		8.35	
5	DSp4		6.00	0.64	1	1	2	1	1	1	0	2	1		6.64	
6	CuLi4+RoLi4		10.90	1.37	-1	2	2	2	2	0	0	2	2		12.27	
7	ChAJ1		1.10	1.07	2	1	2	1	1	1	0	2	1		2.17	
8	ChSt1		1.10	1.19	1	2	1	1	2	1	1	3	2		2.29	
9	ChLi1		1.10	2.02	3	3	1	2	3	1	2	3	4		3.12	
			44.92												53.71	
Program Components				Factor												
Composition				2.00	6.75	7.00	6.75	7.00	6.75	6.75	6.75	6.25	7.25	7.00	6.86	
Presentation				2.00	6.50	7.25	7.00	6.50	6.50	6.75	6.75	7.25	7.25	6.86		
Skating Skills				2.00	7.25	7.00	6.75	6.75	6.75	6.50	6.75	7.00	7.00	6.86		
Judges Total Program Component Score (factored)															41.16	

Deductions: 0.00

Rank	Name	Nation	Starting Number	Total Segment Score	Total Element Score	Total Program Component Score (factored)								Total Deductions	
10	Zixi XIAO / Linghao HE	CHN	1	86.20	48.86	38.34								-1.00	
#	Executed Elements	Info	Base Value	GOE	J1	J2	J3	J4	J5	J6	J7	J8	J9	Ref.	Scores of Panel
1	ChAJ1		1.10	0.83	2	1	1	1	1	0	0	2	1		1.93
2	OFTW1+OFTM1		4.84	0.41	1	1	1	0	1	0	0	1	0		5.25
3	SyTwW3+SyTwM3		6.10	0.10	0	0	0	0	0	0	0	1	2		6.20
4	SeStW2+SeStM2		7.46	0.74	1	1	1	0	1	0	0	1	1		8.20
5	RoLi4		5.45	0.75	2	2	2	1	2	0	1	1	2		6.20
6	CuLi4+CuLi3		10.15	1.10	1	1	1	1	1	1	1	2	2		11.25
7	DSp3		5.25	0.48	1	1	1	2	0	0	0	1	2		5.73
8	ChSt1		1.10	1.07	1	2	1	1	2	1	1	2	1		2.17
9	ChSp1		1.10	0.83	2	1	0	2	0	0	1	2	1		1.93
10			0.00	0.00	-	-	-	-	-	-	-	-	-		0.00
			42.55												48.86
Program Components				Factor											
Composition				2.00	7.00	6.75	6.25	6.25	6.00	6.25	6.25	6.75	6.75	6.46	
Presentation				2.00	6.25	6.75	6.00	6.00	5.75	6.00	6.75	6.50	6.00	6.21	
Skating Skills				2.00	6.75	6.50	6.50	6.25	5.75	6.25	6.50	6.75	6.75	6.50	
Judges Total Program Component Score (factored)															38.34

Deductions: Falls -1.00 (1) -1.00

Legend:							
#	Sequence number	GOE	Grade of Execution	Jx	Judges (x=1-9)	Ref.	Referee
!	Element does not fulfill all requirements						

WOMEN

Chongqing Huaxi Cultural and Sports Center	22 NOV 2024	16:25	Short Program
	23 NOV 2024	16:30	Free Skating

Size of Skating Arena:	30m*60m
Ice Conditions:	very good
Number of Entries:	12
Number of Participants:	12

Entry Withdrawn:

Short Program		
Duration:	2:40 +/- 10 seconds	
Segment Factor:	1.00	
Program Component Factors:	Composition	1.33
	Presentation	1.33
	Skating Skills	1.33

Free Skating		
Duration:	4:00 +/- 10 seconds	
Segment Factor:	1.00	
Program Component Factors:	Composition	2.67
	Presentation	2.67
	Skating Skills	2.67

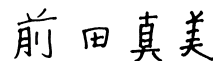
RESULTS

WOMEN

Pl.	Name	Nation	Total Score	SP	FS
1	Amber GLENN	USA	215.54	2	1
2	Mone CHIBA	JPN	211.91	1	2
3	Chaeyeon KIM	KOR	208.47	4	3
4	Rion SUMIYOSHI	JPN	202.45	3	4
5	Rinka WATANABE	JPN	196.95	5	6
6	Kimmy REPOND	SUI	195.91	6	5
7	Madeline SCHIZAS	CAN	180.77	8	8
8	Anastasiia GUBANOVA	GEO	177.34	11	7
9	Yi ZHU	CHN	166.04	10	9
10	Xiangyi AN	CHN	163.74	9	10
11	Minchae KIM	KOR	154.39	7	12
12	Hongyi CHEN	CHN	139.57	12	11



Mr. Matjaz KRUSEC, ISU
Referee



Ms. Mami MAEDA, ISU
Technical Controller

Legend:				
SP	Short Program	FS	Free Skating	Pl. Place

PANEL OF JUDGES

WOMEN

Officials

Technical Controller	Ms. Mami MAEDA	ISU
Technical Specialist	Ms. Jyrina LORENZ	ISU
Technical Specialist	Mr. Evgeny MARTYNOV	ISU

Judges

Referee	Mr. Matjaz KRUSEC	ISU
Judge No. 1	Ms. Hui LIU	CHN
Judge No. 2	Ms. Carmen LAUN	GER
Judge No. 3	Mr. Massimo ORLANDINI	ITA
Judge No. 4	Mr. Albert ZAYDMAN	ISR
Judge No. 5	Ms. Soo Kyung LEE	KOR
Judge No. 6	Ms. Deborah CURRIE	USA
Judge No. 7	Ms. Prisca BINZ-MOSER	SUI
Judge No. 8	Ms. Limin JAO	CAN
Judge No. 9	Ms. Ayako SHIMODE	JPN

Data/Replay Operator

Data Operator	Ms. Agnieszka SWIDERSKA	ISU
Replay Operator	Ms. Jia YAO	ISU

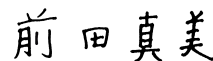
RESULTS

WOMEN SHORT PROGRAM

Pl. Name	Nation	Total Segment Score
1 Mone CHIBA	JPN	70.86
2 Amber GLENN	USA	70.84
3 Rion SUMIYOSHI	JPN	70.48
4 Chaeyeon KIM	KOR	69.27
5 Rinka WATANABE	JPN	69.08
6 Kimmy REPOND	SUI	67.71
7 Minchae KIM	KOR	62.94
8 Madeline SCHIZAS	CAN	61.10
9 Xiangyi AN	CHN	60.10
10 Yi ZHU	CHN	58.36
11 Anastasiia GUBANOVA	GEO	52.11
12 Hongyi CHEN	CHN	45.81



Mr. Matjaz KRUSEC, ISU
Referee



Ms. Mami MAEDA, ISU
Technical Controller

JUDGES DETAILS PER SKATER

WOMEN SHORT PROGRAM

Rank	Name	Nation	Starting Number	Total Segment Score	Total Element Score	Total Program Component Score (factored)								Total Deductions		
1	Mone CHIBA	JPN	8	70.86	37.59	33.27								0.00		
#	Executed Elements	Info	Base Value	GOE	J1	J2	J3	J4	J5	J6	J7	J8	J9	Ref.	Scores of Panel	
1	3Lz!q+3T	!!q	10.10	-1.10	-2	-2	-1	-3	-1	-2	-2	-2	-2		9.00	
2	2A		3.30	0.90	3	2	3	3	4	3	3	2	2		4.20	
3	FCSp4		3.20	0.69	3	1	2	2	3	2	2	2	2		3.89	
4	3F	x	5.83	1.44	2	3	3	3	3	3	2	3	2		7.27	
5	CCoSp4		3.50	1.15	3	3	3	4	3	3	3	4	4		4.65	
6	StSq4		3.90	1.17	3	3	3	3	3	3	2	3	3		5.07	
7	LSp4		2.70	0.81	3	3	4	3	3	2	3	3	3		3.51	
			32.53												37.59	
Program Components				Factor												
Composition				1.33	8.25	8.50	8.50	8.25	8.25	8.25	8.25	8.25	8.25	8.25	8.25	8.29
Presentation				1.33	8.25	8.50	8.25	8.25	8.00	8.50	8.25	8.50	8.50	8.50	8.36	
Skating Skills				1.33	8.50	8.25	8.50	8.50	8.00	8.50	8.00	8.50	8.25	8.36		
Judges Total Program Component Score (factored)															33.27	
Deductions:												0.00				

Rank	Name	Nation	Starting Number	Total Segment Score	Total Element Score	Total Program Component Score (factored)								Total Deductions	
2	Amber GLENN	USA	9	70.84	37.77	33.07								0.00	
#	Executed Elements	Info	Base Value	GOE	J1	J2	J3	J4	J5	J6	J7	J8	J9	Ref.	Scores of Panel
1	3Aq	q	8.00	-0.34	-1	-1	0	0	1	0	-1	0	-1		7.66
2	3F!+3T	!	9.50	-2.27	-4	-5	-4	-4	-4	-4	-5	-4	-5		7.23
3	CCoSp4		3.50	0.80	2	2	1	2	3	2	2	3	3		4.30
4	3Lo	x	5.39	1.33	2	3	3	3	3	2	2	3	3		6.72
5	FSSp4		3.00	0.51	2	0	2	2	2	0	2	2	2		3.51
6	LSp4		2.70	0.58	3	0	3	2	3	2	1	2	2		3.28
7	StSq4		3.90	1.17	4	2	3	3	4	3	3	3	2		5.07
			35.99												37.77
Program Components				Factor											
Composition				1.33	8.50	8.00	8.25	8.50	8.25	8.50	8.25	8.25	8.25	8.25	8.32
Presentation				1.33	8.50	8.50	8.25	8.25	8.00	8.50	8.00	8.25	8.00	8.25	
Skating Skills				1.33	8.75	8.00	8.00	8.25	8.25	8.75	8.50	8.25	8.00	8.29	
Judges Total Program Component Score (factored)															33.07
Deductions:												0.00			

Rank	Name	Nation	Starting Number	Total Segment Score	Total Element Score	Total Program Component Score (factored)								Total Deductions	
3	Rion SUMIYOSHI	JPN	5	70.48	38.89	31.59								0.00	
#	Executed Elements	Info	Base Value	GOE	J1	J2	J3	J4	J5	J6	J7	J8	J9	Ref.	Scores of Panel
1	2A		3.30	0.52	2	2	2	0	2	1	2	1	1		3.82
2	3Lz+3T		10.10	1.18	2	3	3	2	2	1	1	2	2		11.28
3	FCSp4		3.20	0.59	2	-1	2	2	2	2	1	2	3		3.79
4	3F	x	5.83	1.06	2	2	3	2	2	2	2	2	2		6.89
5	LSp4		2.70	0.73	4	2	3	3	3	2	2	3	3		3.43
6	StSq4		3.90	1.23	4	3	3	3	3	3	3	3	4		5.13
7	CCoSp4		3.50	1.05	4	3	3	3	2	3	3	3	3		4.55
			32.53												38.89
Program Components				Factor											
Composition				1.33	8.25	7.75	8.00	7.50	7.50	7.75	8.00	8.00	8.00	8.00	7.86
Presentation				1.33	8.50	7.75	8.00	7.25	7.25	7.75	8.25	8.25	8.25	7.93	
Skating Skills				1.33	8.25	8.25	7.75	7.50	7.50	8.00	8.00	8.00	8.25	7.96	
Judges Total Program Component Score (factored)															31.59
Deductions:												0.00			

JUDGES DETAILS PER SKATER

WOMEN SHORT PROGRAM

Rank	Name	Nation	Starting Number	Total Segment Score	Total Element Score	Total Program Component Score (factored)	Total Deductions									
4	Chaeyeon KIM	KOR	12	69.27	36.78	32.49	0.00									
#	Executed Elements	Info	Base Value	GOE	J1	J2	J3	J4	J5	J6	J7	J8	J9	Ref.	Scores of Panel	
1	2A		3.30	0.85	3	2	3	3	3	2	3	2	2		4.15	
2	3Lzq+3T	q	10.10	-0.59	-1	-1	-1	-1	1	-2	-1	-1	-1		9.51	
3	FCSp4		3.20	0.87	3	2	3	4	3	2	3	2	3		4.07	
4	3F	x	5.83	1.21	2	2	3	3	3	1	2	2	2		7.04	
5	CCoSp4		3.50	0.85	3	2	3	2	3	2	2	3	2		4.35	
6	StSq3		3.30	0.85	3	2	3	4	3	2	2	2	3		4.15	
7	LSp4		2.70	0.81	3	2	3	3	4	3	3	3	3		3.51	
			31.93													36.78
Program Components				Factor												
Composition				1.33	8.50	7.75	8.25	8.75	8.25	8.00	8.00	8.25	7.75			8.14
Presentation				1.33	8.50	8.00	8.25	9.00	8.00	7.75	8.25	8.25	7.75			8.14
Skating Skills				1.33	8.50	8.00	8.00	8.75	8.25	8.25	8.00	8.00	8.00			8.14
Judges Total Program Component Score (factored)															32.49	
Deductions:														0.00		

Rank	Name	Nation	Starting Number	Total Segment Score	Total Element Score	Total Program Component Score (factored)	Total Deductions									
5	Rinka WATANABE	JPN	10	69.08	36.16	32.92	0.00									
#	Executed Elements	Info	Base Value	GOE	J1	J2	J3	J4	J5	J6	J7	J8	J9	Ref.	Scores of Panel	
1	2A		3.30	0.94	2	3	3	3	3	3	3	3	1		4.24	
2	3Lz		5.90	0.67	2	1	2	1	1	1	1	1	0		6.57	
3	CSp4		2.60	0.63	3	1	3	3	2	2	2	3	2		3.23	
4	3Loq+3T	q	10.01	-0.49	0	0	0	-1	-1	-2	-2	-1	-2		9.52	
5	FSSp4		3.00	0.77	3	2	3	3	4	2	2	2	3		3.77	
6	StSq3		3.30	1.13	4	3	4	3	3	3	4	4	3		4.43	
7	CCoSp4		3.50	0.90	3	3	3	3	2	2	2	3	2		4.40	
			31.61													36.16
Program Components				Factor												
Composition				1.33	8.50	8.25	8.50	8.50	8.00	8.25	8.00	8.25	7.75			8.25
Presentation				1.33	8.75	8.25	8.50	8.50	7.75	8.50	8.00	8.50	7.75			8.29
Skating Skills				1.33	8.75	8.50	8.00	8.75	7.75	8.25	8.00	8.25	7.50			8.21
Judges Total Program Component Score (factored)															32.92	
Deductions:														0.00		

Rank	Name	Nation	Starting Number	Total Segment Score	Total Element Score	Total Program Component Score (factored)	Total Deductions									
6	Kimmy REPOND	SUI	7	67.71	35.84	31.87	0.00									
#	Executed Elements	Info	Base Value	GOE	J1	J2	J3	J4	J5	J6	J7	J8	J9	Ref.	Scores of Panel	
1	3F!+3T	!	9.50	0.23	-1	0	1	0	1	0	1	0	1		9.73	
2	2A		3.30	0.75	1	3	2	3	2	2	2	2	3		4.05	
3	FCSp4		3.20	0.14	1	0	1	0	-1	2	2	0	-1		3.34	
4	3Lo	x	5.39	1.05	2	2	3	3	2	2	2	1	2		6.44	
5	StSq4		3.90	1.06	2	2	3	3	3	3	3	3	2		4.96	
6	LSp3		2.40	0.62	3	3	3	3	2	3	2	2	2		3.02	
7	CCoSp4		3.50	0.80	1	3	4	4	2	2	2	2	1		4.30	
			31.19													35.84
Program Components				Factor												
Composition				1.33	7.50	8.25	8.25	8.25	7.25	8.00	8.25	8.00	7.50			7.96
Presentation				1.33	7.75	8.00	8.25	8.25	7.25	8.25	8.25	8.25	8.00			8.11
Skating Skills				1.33	7.50	8.25	7.75	8.00	7.00	8.00	8.00	8.25	7.75			7.89
Judges Total Program Component Score (factored)															31.87	
Deductions:														0.00		

JUDGES DETAILS PER SKATER

WOMEN SHORT PROGRAM

Rank	Name	Nation	Starting Number	Total Segment Score	Total Element Score	Total Program Component Score (factored)		Total Deductions								
7	Minchae KIM	KOR	3	62.94	33.97	28.97		0.00								
#	Executed Elements	Info	Base Value	GOE	J1	J2	J3	J4	J5	J6	J7	J8	J9	Ref.	Scores of Panel	
1	3T+3T		8.40	0.06	0	0	0	-1	2	0	0	0	1		8.46	
2	3Lz		5.90	0.93	2	1	1	2	2	2	2	1	1		6.83	
3	FSSp4		3.00	0.64	2	2	2	3	3	2	2	2	2		3.64	
4	2A	x	3.63	0.66	2	2	2	2	3	2	2	2	2		4.29	
5	CCoSp4		3.50	0.55	1	1	2	1	2	2	2	2	1		4.05	
6	StSq3		3.30	0.66	2	1	2	2	3	2	2	2	2		3.96	
7	LSp3		2.40	0.34	2	1	1	2	2	0	1	2	1		2.74	
			30.13												33.97	
Program Components				Factor												
Composition				1.33	7.25	7.00	7.25	6.75	7.50	7.00	7.25	7.25	7.50	7.50		7.21
Presentation				1.33	7.25	7.00	7.25	6.75	7.50	7.25	7.50	7.50	7.50	7.50		7.32
Skating Skills				1.33	7.50	7.00	7.25	6.50	7.25	7.25	7.25	7.50	7.25		7.25	
Judges Total Program Component Score (factored)															28.97	
Deductions:															0.00	

Rank	Name	Nation	Starting Number	Total Segment Score	Total Element Score	Total Program Component Score (factored)		Total Deductions								
8	Madeline SCHIZAS	CAN	6	61.10	30.66	30.44		0.00								
#	Executed Elements	Info	Base Value	GOE	J1	J2	J3	J4	J5	J6	J7	J8	J9	Ref.	Scores of Panel	
1	3Lz+2T		7.20	0.76	2	2	2	1	2	1	0	0	1		7.96	
2	2A		3.30	0.66	2	2	3	2	2	2	2	2	2		3.96	
3	CCoSp4		3.50	0.80	2	2	3	3	3	2	2	2	2		4.30	
4	3Lo	x	5.39	-0.56	1	-1	-1	-1	-1	-1	-2	-1	-2		4.83	
5	FSSp4		3.00	0.17	1	1	1	2	0	0	0	1	0		3.17	
6	StSq2		2.60	0.48	3	2	3	2	2	1	0	1	2		3.08	
7	LSp4		2.70	0.66	3	3	3	2	3	1	1	2	3		3.36	
			27.69												30.66	
Program Components				Factor												
Composition				1.33	8.00	8.00	8.00	7.25	7.25	7.50	7.25	7.50	7.75	7.75		7.61
Presentation				1.33	8.25	8.25	8.00	7.00	7.00	7.75	7.25	7.75	8.00		7.71	
Skating Skills				1.33	8.00	8.00	7.50	7.25	6.75	7.50	7.50	7.50	7.75		7.57	
Judges Total Program Component Score (factored)															30.44	
Deductions:															0.00	

Rank	Name	Nation	Starting Number	Total Segment Score	Total Element Score	Total Program Component Score (factored)		Total Deductions							
9	Xiangyi AN	CHN	4	60.10	32.78	27.32		0.00							
#	Executed Elements	Info	Base Value	GOE	J1	J2	J3	J4	J5	J6	J7	J8	J9	Ref.	Scores of Panel
1	3Lo		4.90	0.70	2	2	2	2	1	1	0	1	1		5.60
2	2A		3.30	0.38	1	1	2	1	2	1	1	1	0		3.68
3	FCSp4		3.20	0.50	1	1	2	2	2	1	1	2	2		3.70
4	3S+3T	x	9.35	0.68	2	3	1	2	2	1	2	1	1		10.03
5	LSp3		2.40	0.62	3	2	3	3	3	2	1	2	3		3.02
6	StSq2		2.60	0.45	2	2	2	2	2	1	1	1	2		3.05
7	CCoSp4		3.50	0.20	-1	1	2	2	0	2	0	0	-1		3.70
			29.25												32.78
Program Components				Factor											
Composition				1.33	6.75	7.50	7.00	6.50	7.00	6.75	6.75	6.25	7.25		6.86
Presentation				1.33	7.25	7.25	7.00	6.75	7.00	6.50	6.75	6.50	7.50		6.93
Skating Skills				1.33	7.00	7.25	6.75	6.50	6.75	6.75	6.50	6.50	7.00		6.75
Judges Total Program Component Score (factored)															27.32
Deductions:															0.00

JUDGES DETAILS PER SKATER

WOMEN SHORT PROGRAM

Rank	Name	Nation	Starting Number	Total Segment Score	Total Element Score	Total Program Component Score (factored)	Total Deductions									
10	Yi ZHU	CHN	1	58.36	30.82	27.54	0.00									
#	Executed Elements	Info	Base Value	GOE	J1	J2	J3	J4	J5	J6	J7	J8	J9	Ref.	Scores of Panel	
1	3T+3T		8.40	0.12	1	1	0	0	1	0	-1	0	0		8.52	
2	2A		3.30	0.42	2	1	1	1	1	1	2	1	2		3.72	
3	FSSp4		3.00	0.64	2	3	2	3	2	2	2	2	2		3.64	
4	3Lo		5.39	x 0.70	2	1	2	2	2	1	1	1	0		6.09	
5	CCoSp3		3.00	0.13	1	0	0	2	0	2	0	0	-1		3.13	
6	LSp3		2.40	0.27	1	1	2	1	1	2	1	1	1		2.67	
7	StSq2		2.60	0.45	2	1	2	2	2	2	1	1	2		3.05	
			28.09												30.82	
Program Components				Factor												
Composition				1.33	6.75	7.00	7.25	7.25	7.25	6.50	6.50	6.50	7.00			6.89
Presentation				1.33	7.00	7.00	7.00	7.25	7.00	6.25	6.50	6.75	7.25			6.93
Skating Skills				1.33	7.00	7.00	7.00	7.00	6.75	6.50	6.75	7.25				6.89
Judges Total Program Component Score (factored)														27.54		
Deductions:														0.00		

Rank	Name	Nation	Starting Number	Total Segment Score	Total Element Score	Total Program Component Score (factored)	Total Deductions									
11	Anastasiia GUBANOVA	GEO	11	52.11	24.22	28.89	-1.00									
#	Executed Elements	Info	Base Value	GOE	J1	J2	J3	J4	J5	J6	J7	J8	J9	Ref.	Scores of Panel	
1	3F		5.30	-1.97	-3	-4	-3	-4	-4	-4	-4	-4	-4		3.33	
2	2A		3.30	0.57	2	2	2	2	2	1	1	1	2		3.87	
3	FCSp4		3.20	0.87	2	3	3	4	3	2	2	3	3		4.07	
4	3Lz<+COMBO	F <	5.19	x -2.36	-5	-5	-5	-5	-5	-5	-5	-5	-5		2.83	
5	StSq3		3.30	0.47	2	1	1	2	2	1	1	2	1		3.77	
6	CCoSp4		3.50	0.45	1	1	1	2	2	0	0	2	2		3.95	
7	SSp3		2.10	0.30	1	1	1	3	2	1	1	2	2		2.40	
			25.89												24.22	
Program Components				Factor												
Composition				1.33	6.75	8.25	7.00	7.75	7.25	7.25	7.25	7.25	7.50			7.32
Presentation				1.33	6.75	7.75	6.50	7.00	7.00	7.25	7.00	7.00	7.25			7.04
Skating Skills				1.33	6.75	8.00	6.75	7.75	7.25	7.50	7.50	7.50	7.25			7.36
Judges Total Program Component Score (factored)														28.89		
Deductions:							Falls							-1.00 (1)	-1.00	

Rank	Name	Nation	Starting Number	Total Segment Score	Total Element Score	Total Program Component Score (factored)	Total Deductions									
12	Hongyi CHEN	CHN	2	45.81	23.26	24.55	-2.00									
#	Executed Elements	Info	Base Value	GOE	J1	J2	J3	J4	J5	J6	J7	J8	J9	Ref.	Scores of Panel	
1	3T	F	4.20	-2.10	-5	-5	-5	-5	-5	-5	-5	-5	-5		2.10	
2	3Lz+2T		7.20	0.00	0	-1	0	0	0	0	0	0	0		7.20	
3	FCSp4		3.20	0.41	1	0	1	2	1	2	2	1	1		3.61	
4	2A<	F <	2.90	x -1.32	-5	-5	-5	-5	-5	-5	-5	-5	-5		1.58	
5	StSq2		2.60	0.00	1	0	0	0	0	0	0	0	0		2.60	
6	CCoSp4		3.50	0.10	0	-1	0	0	1	1	2	0	0		3.60	
7	LSp3		2.40	0.17	1	1	1	1	0	0	1	0	1		2.57	
			26.00												23.26	
Program Components				Factor												
Composition				1.33	6.25	6.50	5.75	6.00	6.75	6.00	6.25	6.00	6.75			6.25
Presentation				1.33	6.25	6.25	5.00	5.50	6.25	5.50	6.00	6.00	6.50			5.96
Skating Skills				1.33	6.50	6.25	5.75	6.00	6.25	6.00	6.50	6.25	6.75			6.25
Judges Total Program Component Score (factored)														24.55		
Deductions:							Falls							-2.00 (2)	-2.00	

JUDGES DETAILS PER SKATER WOMEN SHORT PROGRAM

Legend:							
#	Sequence number	GOE	Grade of Execution	Jx	Judges (x=1-9)	Ref.	Referee
<	Under-rotated jump	x	Credit for highlight distribution, base value multiplied by 1.1			!	Not clear edge
F	Fall	q	Jump landed on the quarter				

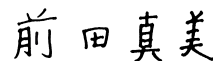
RESULTS

WOMEN FREE SKATING

Pl.	Name	Nation	Total Segment Score
1	Amber GLENN	USA	144.70
2	Mone CHIBA	JPN	141.05
3	Chaeyeon KIM	KOR	139.20
4	Rion SUMIYOSHI	JPN	131.97
5	Kimmy REPOND	SUI	128.20
6	Rinka WATANABE	JPN	127.87
7	Anastasiiia GUBANOVA	GEO	125.23
8	Madeline SCHIZAS	CAN	119.67
9	Yi ZHU	CHN	107.68
10	Xiangyi AN	CHN	103.64
11	Hongyi CHEN	CHN	93.76
12	Minchae KIM	KOR	91.45



Mr. Matjaz KRUSEC, ISU
Referee



Ms. Mami MAEDA, ISU
Technical Controller

JUDGES DETAILS PER SKATER

WOMEN FREE SKATING

Rank	Name	Nation	Starting Number	Total Segment Score	Total Element Score	Total Program Component Score (factored)	Total Deductions									
1	Amber GLENN	USA	11	144.70	76.03	68.67	0.00									
#	Executed Elements	Info	Base Value	GOE	J1	J2	J3	J4	J5	J6	J7	J8	J9	Ref.	Scores of Panel	
1	3A		8.00	1.37	3	2	1	1	3	3	0	1	1		9.37	
2	3F!+3T	!	9.50	0.23	0	0	1	0	1	0	1	0	1		9.73	
3	3Lz+2T		7.20	0.84	2	2	1	2	2	1	1	1	1		8.04	
4	3S		4.30	0.80	3	2	2	2	2	2	2	1	1		5.10	
5	FSSp4		3.00	0.69	3	2	2	3	3	2	2	2	2		3.69	
6	3Lo+2A+2A+SEQ		12.65	x 1.26	3	2	2	2	4	3	3	2	3		13.91	
7	3Flq	! q	5.83	x -0.91	-3	-2	-2	-2	-1	-2	-1	-2	-1		4.92	
8	CCoSp3		3.00	0.73	3	2	2	3	3	2	2	3	2		3.73	
9	3Lo		5.39	x 0.42	1	2	1	0	0	1	1	1	1		5.81	
10	StSq3		3.30	0.75	3	2	2	2	3	2	3	2	2		4.05	
11	ChSq1		3.00	1.21	3	2	2	2	3	3	3	2	2		4.21	
12	LSp4		2.70	0.77	3	3	3	3	3	2	3	2	3		3.47	
			67.87												76.03	
Program Components				Factor												
Composition				2.67	8.75	8.25	8.50	8.75	8.75	8.50	8.25	8.25	8.75	8.75		8.54
Presentation				2.67	8.75	8.75	8.50	9.00	8.50	8.50	8.50	8.50	8.50	8.75		8.61
Skating Skills				2.67	9.00	8.50	8.25	8.50	8.75	8.75	8.50	8.50	8.50			8.57
Judges Total Program Component Score (factored)															68.67	
Deductions:														0.00		
Rank	Name	Nation	Starting Number	Total Segment Score	Total Element Score	Total Program Component Score (factored)	Total Deductions									
2	Mone CHIBA	JPN	12	141.05	73.40	68.65	-1.00									
#	Executed Elements	Info	Base Value	GOE	J1	J2	J3	J4	J5	J6	J7	J8	J9	Ref.	Scores of Panel	
1	3F+3T		9.50	1.51	3	3	3	2	3	3	3	3	2		11.01	
2	3S		4.30	1.11	3	2	3	2	3	2	3	3	1		5.41	
3	3Lo		4.90	1.26	3	2	3	2	3	2	3	3	2		6.16	
4	2A		3.30	0.71	3	2	2	2	3	2	2	2	2		4.01	
5	ChSq1		3.00	1.50	3	3	4	3	3	3	3	3	3		4.50	
6	FCCoSp4		3.50	0.95	3	3	3	2	3	2	3	3	2		4.45	
7	3Lz!+2A+SEQ	!	10.12	x 0.34	0	0	1	0	1	0	1	1	1		10.46	
8	3Lz!+2T+2Lo	!	9.79	x 0.00	-1	0	0	0	1	-1	1	1	-1		9.79	
9	3F		5.83	x 0.98	2	2	2	0	2	2	3	2	1		6.81	
10	StSq4	F	3.90	-1.50	-4	-5	-4	-3	-5	-5	-3	-3	-3		2.40	
11	LSp4		2.70	1.00	4	4	3	4	4	3	4	4	3		3.70	
12	CCoSp4		3.50	1.20	4	4	3	4	3	3	3	5	3		4.70	
			64.34												73.40	
Program Components				Factor												
Composition				2.67	8.50	8.50	8.75	8.75	8.75	8.25	8.25	8.50	8.50			8.61
Presentation				2.67	8.75	8.50	8.50	8.50	8.25	8.25	8.50	8.50	8.25	8.25		8.46
Skating Skills				2.67	8.75	8.50	8.75	8.75	8.50	8.50	8.75	8.75	8.75	8.50		8.64
Judges Total Program Component Score (factored)															68.65	
Deductions:							Falls							-1.00 (1)		
														-1.00		

JUDGES DETAILS PER SKATER

WOMEN FREE SKATING

Rank	Name	Nation	Starting Number	Total Segment Score	Total Element Score	Total Program Component Score (factored)	Total Deductions									
3	Chaeyeon KIM	KOR	9	139.20	72.16	67.04	0.00									
#	Executed Elements	Info	Base Value	GOE	J1	J2	J3	J4	J5	J6	J7	J8	J9	Ref.	Scores of Panel	
1	2A		3.30	0.75	3	1	2	2	3	2	2	2	3		4.05	
2	3Lo		4.90	1.05	2	2	3	2	3	2	2	1	2		5.95	
3	3F+2T+2Lo		8.30	0.38	3	1	1	0	2	0	0	0	1		8.68	
4	3S		4.30	0.61	2	2	2	1	3	1	1	1	1		4.91	
5	FCoSp4		3.50	1.15	4	3	4	3	4	3	3	3	3		4.65	
6	3Lz<	<	5.19	x -1.01	-2	-2	-3	-2	-2	-3	-2	-2	-1		4.18	
7	3Lz+3T		11.11	x 1.18	3	2	2	2	3	1	2	1	2		12.29	
8	3Fl+2A+SEQ	!	9.46	x -0.15	-1	0	1	0	0	-1	0	0	-1		9.31	
9	StSq4		3.90	1.28	4	3	3	3	3	3	3	4	4		5.18	
10	ChSq1		3.00	1.43	3	2	3	3	4	3	3	3	2		4.43	
11	FCSp4		3.20	0.78	3	1	2	3	3	2	2	3	2		3.98	
12	CCoSp4		3.50	1.05	4	2	2	3	4	3	3	3	3		4.55	
			63.66												72.16	
Program Components				Factor												
Composition				2.67	8.50	8.25	8.50	8.75	8.50	8.00	8.25	8.25	8.25	8.25		8.36
Presentation				2.67	8.75	8.25	8.25	8.50	8.00	8.25	8.25	8.50	8.25	8.25		8.32
Skating Skills				2.67	8.75	8.50	8.25	8.75	8.25	8.25	8.25	8.50	8.50		8.43	
Judges Total Program Component Score (factored)															67.04	
Deductions:															0.00	
Rank	Name	Nation	Starting Number	Total Segment Score	Total Element Score	Total Program Component Score (factored)	Total Deductions									
4	Rion SUMIYOSHI	JPN	10	131.97	66.23	66.74	-1.00									
#	Executed Elements	Info	Base Value	GOE	J1	J2	J3	J4	J5	J6	J7	J8	J9	Ref.	Scores of Panel	
1	2A+3T		7.50	0.90	3	2	2	1	2	2	2	2	3		8.40	
2	3Lz		5.90	-2.11	-3	-4	-3	-3	-4	-3	-4	-4	-4		3.79	
3	CCoSp3		3.00	0.81	3	3	3	2	3	2	2	3	3		3.81	
4	3Lo	F	4.90	-2.45	-5	-5	-5	-5	-5	-5	-5	-5	-5		2.45	
5	3S		4.30	0.98	3	2	2	2	3	2	2	2	3		5.28	
6	ChSq1		3.00	1.36	3	3	3	3	2	2	1	3	3		4.36	
7	3Lz+2T		7.92	x 0.00	1	0	0	-1	0	0	0	0	0		7.92	
8	3Fq+2A+2T+SEQ	q	10.89	x -0.68	-1	-1	-1	-1	-1	-2	-2	-2	-1		10.21	
9	FCoSp4		3.50	0.80	3	2	2	3	3	1	1	2	3		4.30	
10	3F		5.83	x 0.98	2	1	2	2	2	2	2	1	3		6.81	
11	StSq4		3.90	1.45	4	4	4	4	3	3	2	4	4		5.35	
12	LSp4		2.70	0.85	3	3	3	4	3	2	3	3	4		3.55	
			63.34												66.23	
Program Components				Factor												
Composition				2.67	8.50	8.25	8.25	8.25	8.25	8.25	8.25	8.50	8.50		8.32	
Presentation				2.67	8.50	8.50	8.00	8.25	8.00	8.50	8.00	8.25	8.50		8.29	
Skating Skills				2.67	8.50	8.75	8.00	8.50	8.00	8.25	8.25	8.75	8.50		8.39	
Judges Total Program Component Score (factored)															66.74	
Deductions:				Falls												-1.00

JUDGES DETAILS PER SKATER

WOMEN FREE SKATING

Rank	Name	Nation	Starting Number	Total Segment Score	Total Element Score	Total Program Component Score (factored)		Total Deductions								
5	Kimmy REPOND	SUI	7	128.20	65.72	62.48		0.00								
#	Executed Elements	Info	Base Value	GOE	J1	J2	J3	J4	J5	J6	J7	J8	J9	Ref.	Scores of Panel	
1	3F+3Tq	q	9.50	-0.68	-2	-1	0	-1	-1	-2	-1	-2	-1		8.82	
2	3Lz!	!	5.90	-0.93	-1	-2	-2	-2	-1	-2	-2	-1	-1		4.97	
3	2A		3.30	0.38	1	1	1	2	1	1	2	1	1		3.68	
4	3S		4.30	0.68	2	1	2	2	2	1	2	1	1		4.98	
5	FCCoSp4		3.50	0.50	2	1	2	0	2	2	2	1	-1		4.00	
6	ChSq1		3.00	1.21	2	1	3	3	3	2	2	2	3		4.21	
7	3Lo+2A+SEQ		9.02	x 0.77	1	1	2	2	2	2	2	1	1		9.79	
8	3Fl+2T+2Lo	!	9.13	x -0.83	-1	-4	-2	-2	-2	-1	0	-2	-1		8.30	
9	3Lo		5.39	x 0.35	1	0	1	0	1	1	2	0	1		5.74	
10	LSp3		2.40	0.45	2	2	2	2	2	2	2	1	1		2.85	
11	StSq4		3.90	0.84	2	1	3	2	2	2	3	2	2		4.74	
12	CCoSp3		3.00	0.64	3	2	3	3	2	2	2	0	1		3.64	
			62.34												65.72	
Program Components				Factor												
Composition				2.67	7.50	7.25	8.00	8.00	7.75	8.00	8.25	8.00	7.25			7.79
Presentation				2.67	7.50	7.50	8.25	8.00	7.50	8.25	8.25	8.00	7.50			7.86
Skating Skills				2.67	7.75	7.50	7.75	7.75	7.50	8.00	8.00	8.25	7.50			7.75
Judges Total Program Component Score (factored)														62.48		
Deductions:														0.00		
Rank	Name	Nation	Starting Number	Total Segment Score	Total Element Score	Total Program Component Score (factored)		Total Deductions								
6	Rinka WATANABE	JPN	8	127.87	65.23	64.64		-2.00								
#	Executed Elements	Info	Base Value	GOE	J1	J2	J3	J4	J5	J6	J7	J8	J9	Ref.	Scores of Panel	
1	3Aq	q	8.00	-1.26	-1	-2	-1	0	-1	-2	-2	-2	-2		6.74	
2	3Lo+3Tq	q	9.10	-0.42	-2	0	0	0	-1	-2	-1	-1	-1		8.68	
3	3F!	!	5.30	-0.08	-1	0	0	0	0	-1	1	0	0		5.22	
4	3Lz+2A+SEQ		9.20	0.93	3	2	2	2	2	1	1	1	1		10.13	
5	FCSp4		3.20	0.69	3	2	2	4	2	2	2	2	2		3.89	
6	3Lz	F	6.49	x -2.95	-5	-5	-5	-5	-5	-5	-5	-5	-5		3.54	
7	2A+1Eu+3S		8.91	x 0.74	3	2	2	1	2	2	2	1	1		9.65	
8	3Lo<	F <	4.31	x -1.96	-5	-5	-5	-5	-5	-5	-5	-5	-5		2.35	
9	ChSq1		3.00	1.21	2	2	2	4	2	2	3	3	3		4.21	
10	StSq2		2.60	0.48	3	2	1	3	2	1	1	2	2		3.08	
11	FSSp4		3.00	0.64	4	2	2	3	2	1	2	2	2		3.64	
12	CCoSp4		3.50	0.60	3	1	2	2	2	1	1	2	2		4.10	
			66.61												65.23	
Program Components				Factor												
Composition				2.67	8.50	8.25	7.75	8.25	8.00	7.75	7.75	8.00	8.50			8.07
Presentation				2.67	8.50	8.00	7.50	8.00	7.50	7.75	7.75	8.25	8.25			7.93
Skating Skills				2.67	8.25	8.50	8.00	8.75	7.75	8.00	8.25	8.25	8.25			8.21
Judges Total Program Component Score (factored)														64.64		
Deductions:				Falls											-2.00 (2)	
														-2.00		

JUDGES DETAILS PER SKATER

WOMEN FREE SKATING

Rank	Name	Nation	Starting Number	Total Segment Score	Total Element Score	Total Program Component Score (factored)		Total Deductions								
7	Anastasiia GUBANOVA	GEO	2	125.23	65.74	59.49		0.00								
#	Executed Elements	Info	Base Value	GOE	J1	J2	J3	J4	J5	J6	J7	J8	J9	Ref.	Scores of Panel	
1	3F+3T		9.50	0.83	2	2	2	2	2	1	1	1	1		10.33	
2	3Lo		4.90	0.77	2	2	2	2	2	1	1	1	1		5.67	
3	3Lz		5.90	0.67	2	1	1	2	2	0	1	0	1		6.57	
4	3Sq	q	4.30	-2.09	-5	-5	-5	-3	-4	-5	-5	-5	-5		2.21	
5	FCSp4		3.20	0.78	2	3	3	3	3	2	2	2	2		3.98	
6	ChSq1		3.00	0.36	1	0	2	1	1	0	0	1	1		3.36	
7	3Lz+2A+2T+SEQ		11.55	x 0.67	2	2	1	1	2	0	1	1	0		12.22	
8	3F+2T		7.26	x 0.15	1	0	1	0	2	0	0	0	0		7.41	
9	2A		3.63	x 0.33	1	0	1	1	2	1	2	0	1		3.96	
10	StSq3		3.30	0.47	2	0	2	1	2	1	1	1	2		3.77	
11	CCoSp4		3.50	0.30	1	1	0	0	2	2	0	1	1		3.80	
12	SSp3		2.10	0.36	1	2	2	3	2	2	1	1	2		2.46	
			62.14												65.74	
Program Components				Factor												
Composition				2.67	7.00	7.25	7.50	7.75	7.75	7.50	7.25	7.50	7.25	7.25		7.39
Presentation				2.67	7.25	6.75	7.50	7.50	7.25	7.75	7.50	7.50	7.50	7.25		7.39
Skating Skills				2.67	7.50	7.25	7.25	7.75	7.50	7.75	7.50	7.75	7.50	7.00		7.50
Judges Total Program Component Score (factored)														59.49		
Deductions:																0.00
Rank	Name	Nation	Starting Number	Total Segment Score	Total Element Score	Total Program Component Score (factored)		Total Deductions								
8	Madeline SCHIZAS	CAN	5	119.67	59.51	60.16		0.00								
#	Executed Elements	Info	Base Value	GOE	J1	J2	J3	J4	J5	J6	J7	J8	J9	Ref.	Scores of Panel	
1	3Lz+3T		10.10	0.84	2	2	1	0	1	2	2	1	1		10.94	
2	3F		5.30	1.14	2	3	3	2	2	2	2	2	1		6.44	
3	3Lo		4.90	1.05	2	4	3	2	2	2	2	2	2		5.95	
4	3S		4.30	0.74	2	2	2	1	2	2	2	1	1		5.04	
5	FCCoSp3		3.00	0.64	2	3	3	2	2	2	2	2	0		3.64	
6	2Lz		2.31	x 0.09	1	0	1	0	0	1	1	0	0		2.40	
7	2Lo+2A+2T+SEQ		6.93	x -0.71	-2	-2	-2	-2	-4	-2	-3	-2	-2		6.22	
8	2A+2T		5.06	x 0.14	1	1	0	0	1	0	1	0	0		5.20	
9	ChSq1		3.00	0.71	2	1	1	2	2	1	0	2	1		3.71	
10	CCoSp3		3.00	0.60	2	2	3	2	2	2	2	2	1		3.60	
11	StSq2		2.60	0.41	3	1	2	2	2	1	1	1	2		3.01	
12	LSp4		2.70	0.66	3	1	3	2	3	2	3	2	2		3.36	
			53.20												59.51	
Program Components				Factor												
Composition				2.67	7.25	7.50	7.50	7.25	7.50	7.75	7.75	7.50	8.00	7.50		7.50
Presentation				2.67	7.50	7.50	7.50	7.00	7.75	7.75	7.50	7.75	7.50	7.50		7.57
Skating Skills				2.67	7.50	7.25	7.25	7.50	7.25	7.75	7.75	7.75	8.00	7.25		7.46
Judges Total Program Component Score (factored)														60.16		
Deductions:																0.00

JUDGES DETAILS PER SKATER

WOMEN FREE SKATING

Rank	Name	Nation	Starting Number	Total Segment Score	Total Element Score	Total Program Component Score (factored)	Total Deductions										
9	Yi ZHU	CHN	3	107.68	56.75	52.93	-2.00										
#	Executed Elements	Info	Base Value	GOE	J1	J2	J3	J4	J5	J6	J7	J8	J9	Ref.	Scores of Panel		
1	3F	F	5.30	-2.65	-5	-5	-5	-5	-5	-5	-5	-5	-5		2.65		
2	3Lo+2A+SEQ		8.20	0.49	1	1	2	1	1	1	1	1	0		8.69		
3	3Lo		4.90	0.63	1	2	1	1	2	1	2	1	1		5.53		
4	3Lz!	!	5.90	-0.51	-1	-2	0	-1	0	-1	-1	-1	-1		5.39		
5	FSSp4		3.00	0.56	2	2	2	3	3	1	2	1	1		3.56		
6	3T+1Eu+2F		7.15	x -0.42	-1	0	-1	-2	-4	-1	-1	0	-1		6.73		
7	3T		4.62	x 0.30	1	1	1	0	1	0	1	1	0		4.92		
8	2A+2T		5.06	x 0.33	1	1	1	1	2	1	1	1	0		5.39		
9	StSq3		3.30	0.42	2	1	2	1	2	1	1	1	1		3.72		
10	ChSq1		3.00	0.43	2	1	1	1	2	0	0	1	0		3.43		
11	FCCoSp4		3.50	0.35	2	0	1	1	2	1	1	1	0		3.85		
12	CCoSp2		2.50	0.39	3	1	2	2	2	2	1	1	0		2.89		
			56.43												56.75		
Program Components				Factor													
Composition				2.67	6.75	6.25	6.75	6.25	7.50	6.50	6.75	6.25	6.75	6.25	5.75	6.50	
Presentation				2.67	7.25	6.50	6.75	6.50	7.50	6.25	6.75	6.50	6.25	6.25	6.25	6.64	
Skating Skills				2.67	7.00	6.75	7.00	6.50	7.25	6.50	6.50	6.50	6.50	6.00	6.68		
Judges Total Program Component Score (factored)															52.93		
Deductions:			Time violation	-1.00	Falls											-1.00 (1)	-2.00
Rank	Name	Nation	Starting Number	Total Segment Score	Total Element Score	Total Program Component Score (factored)	Total Deductions										
10	Xiangyi AN	CHN	4	103.64	51.28	52.36	0.00										
#	Executed Elements	Info	Base Value	GOE	J1	J2	J3	J4	J5	J6	J7	J8	J9	Ref.	Scores of Panel		
1	2A		3.30	0.52	2	2	2	3	2	1	1	0	1		3.82		
2	3F<	<	4.24	-1.21	-2	-5	-3	-3	-2	-4	-3	-3	-2		3.03		
3	3Loq+2T	q	6.20	-0.84	-2	-1	-2	-1	-1	-2	-2	-2	-2		5.36		
4	3Lo<	<	3.92	-0.95	-2	-3	-3	-2	-2	-3	-3	-2	-1		2.97		
5	FCSp3		2.80	0.56	3	1	3	1	2	2	2	2	2		3.36		
6	ChSq1		3.00	0.14	1	-1	1	0	1	0	0	0	0		3.14		
7	2A+3T<	<	7.33	x -0.53	-2	-1	-2	-3	-1	-2	-1	-2	-1		6.80		
8	3S+2T+2Lo		8.03	x 0.31	2	1	1	1	2	0	0	0	0		8.34		
9	3S		4.73	x 0.43	1	1	1	1	1	1	1	0	1		5.16		
10	StSq2		2.60	0.15	3	-2	2	0	1	0	0	0	1		2.75		
11	FCCoSp3		3.00	0.21	2	1	0	-1	0	1	0	1	2		3.21		
12	CCoSp3		3.00	0.34	3	2	1	1	0	1	1	1	1		3.34		
			52.15												51.28		
Program Components				Factor													
Composition				2.67	6.75	6.75	6.50	6.50	7.25	6.00	6.25	6.25	6.25	6.50	6.50		
Presentation				2.67	7.25	6.75	6.75	6.00	7.00	6.25	6.25	6.25	6.25	6.75	6.57		
Skating Skills				2.67	7.25	6.50	6.50	6.50	7.00	6.25	6.25	6.25	6.50	6.50	6.54		
Judges Total Program Component Score (factored)															52.36		
Deductions:																0.00	

JUDGES DETAILS PER SKATER

WOMEN FREE SKATING

Rank	Name	Nation	Starting Number	Total Segment Score	Total Element Score	Total Program Component Score (factored)								Total Deductions	
11	Hongyi CHEN	CHN	1	93.76	46.59	48.17								-1.00	
#	Executed Elements	Info	Base Value	GOE	J1	J2	J3	J4	J5	J6	J7	J8	J9	Ref.	Scores of Panel
1	3T<	F <	3.36	-1.68	-5	-5	-5	-5	-5	-5	-5	-5	-5		1.68
2	3Lz+2T		7.20	0.17	0	1	0	1	0	0	1	0	0		7.37
3	3Lo<	<	3.92	-1.68	-5	-4	-5	-4	-3	-5	-4	-5	-3		2.24
4	2A+2T+2Loq	q	6.30	-0.66	-2	-2	-2	-1	-2	-2	-2	-2	-2		5.64
5	FCSp4		3.20	0.18	1	0	0	1	1	1	1	0	0		3.38
6	3S<+2Lo	<	5.14	-0.69	-2	-2	-2	-2	-2	-2	-2	-2	-2		4.45
7	StSq3		3.30	-0.14	0	-1	-1	0	-1	0	0	0	-1		3.16
8	3S		4.73	x 0.18	1	1	0	1	0	1	0	0	0		4.91
9	2A		3.63	x 0.14	1	1	0	0	0	0	1	1	0		3.77
10	CCoSp4		3.50	0.35	1	1	1	1	1	1	2	1	1		3.85
11	ChSq1		3.00	0.43	1	0	1	1	1	1	1	0	1		3.43
12	LSp3		2.40	0.31	2	2	1	2	2	1	1	0	0		2.71
			49.68												46.59
Program Components				Factor											
Composition				2.67	6.50	6.00	5.50	6.00	6.75	5.75	6.00	6.25	6.00	6.07	
Presentation				2.67	6.25	5.50	5.00	5.50	6.50	5.50	6.25	6.00	6.00	5.86	
Skating Skills				2.67	6.50	5.50	6.00	6.00	6.25	5.75	6.25	6.25	6.25	6.11	
Judges Total Program Component Score (factored)															48.17
Deductions:			Falls	-1.00 (1)											-1.00

Rank	Name	Nation	Starting Number	Total Segment Score	Total Element Score	Total Program Component Score (factored)								Total Deductions	
12	Minchae KIM	KOR	6	91.45	41.78	53.67								-4.00	
#	Executed Elements	Info	Base Value	GOE	J1	J2	J3	J4	J5	J6	J7	J8	J9	Ref.	Scores of Panel
1	3T+3T		8.40	0.90	3	3	3	1	2	1	2	2	2		9.30
2	3Fq+2T	q	6.60	-0.91	-2	-1	-1	-1	-2	-3	-2	-2	-2		5.69
3	3S		4.30	0.49	1	2	2	1	2	0	1	1	0		4.79
4	2A		3.30	0.47	2	2	2	1	0	1	2	1	1		3.77
5	FSSp4		3.00	0.39	2	1	1	2	2	1	1	1	1		3.39
6	3Lz!q	F ! q	6.49	x -2.95	-5	-5	-5	-5	-5	-5	-5	-5	-5		3.54
7	3F<<	F <<	1.98	x -0.90	-5	-5	-5	-5	-5	-5	-5	-5	-5		1.08
8	A		0.00	x 0.00	-	-	-	-	-	-	-	-	-		0.00
9	FCCoSp3V		2.25	-0.03	2	-1	-1	0	0	-1	0	0	1		2.22
10	StSq2		2.60	0.30	2	1	1	2	2	0	0	1	1		2.90
11	ChSq1		3.00	0.71	2	1	1	2	2	0	1	1	2		3.71
12	CCoSp2	F	2.50	-1.11	-5	-5	-4	-4	-5	-4	-5	0	-4		1.39
			44.42												41.78
Program Components				Factor											
Composition				2.67	7.25	6.75	6.50	6.00	7.25	5.75	6.00	7.25	7.00	6.68	
Presentation				2.67	7.25	6.50	6.00	5.75	7.00	6.00	6.00	7.00	6.75	6.46	
Skating Skills				2.67	7.25	7.25	7.00	6.75	7.00	6.00	6.25	7.50	7.25	6.96	
Judges Total Program Component Score (factored)															53.67
Deductions:			Falls	-4.00 (3)											-4.00

Legend:		GOE	Grade of Execution	Jx	Judges (x=1-9)	Ref.	Referee
#	Sequence number						
<	Under-rotated jump	<<	Downgraded jump	x	Credit for highlight distribution, base value multiplied by 1.1		
!	Not clear edge	F	Fall	q	Jump landed on the quarter		

MEN

Chongqing Huaxi Cultural and Sports Center	22 NOV 2024	19:00	Short Program
	23 NOV 2024	18:40	Free Skating

Size of Skating Arena:	30m*60m
Ice Conditions:	very good
Number of Entries:	12
Number of Participants:	12

Entry Withdrawn:

Short Program		
Duration:	2:40 +/- 10 seconds	
Segment Factor:	1.00	
Program Component Factors:	Composition	1.67
	Presentation	1.67
	Skating Skills	1.67

Free Skating		
Duration:	4:00 +/- 10 seconds	
Segment Factor:	1.00	
Program Component Factors:	Composition	3.33
	Presentation	3.33
	Skating Skills	3.33


RESULTS

MEN

Pl.	Name	Nation	Total Score	SP	FS
1	Shun SATO	JPN	278.48	1	2
2	Mikhail SHAIDOROV	KAZ	276.17	2	1
3	Adam SIAO HIM FA	FRA	252.53	3	3
4	Nika EGADZE	GEO	247.54	4	4
5	Matteo RIZZO	ITA	243.82	5	6
6	Daiwei DAI	CHN	237.35	7	7
7	Deniss VASILJEVS	LAT	234.67	9	5
8	Boyang JIN	CHN	231.89	6	9
9	Hyunyeom KIM	KOR	216.64	11	8
10	Nikolaj MEMOLA	ITA	214.77	10	10
11	Yudong CHEN	CHN	182.60	8	11
Withdrawn	Wesley CHIU	CAN		WD	



Mr. Matjaz KRUSEC, ISU
Referee



Ms. Mami MAEDA, ISU
Technical Controller

Legend:	SP Short Program	FS Free Skating	WD Withdrawn	Pl. Place
----------------	-------------------------	------------------------	---------------------	------------------

PANEL OF JUDGES

MEN

Officials

Technical Controller	Ms. Mami MAEDA	ISU
Technical Specialist	Mr. Evgeny MARTYNOV	ISU
Technical Specialist	Ms. Jyrina LORENZ	ISU

Judges

Referee	Mr. Matjaz KRUSEC	ISU
Judge No. 1	Ms. Carmen LAUN	GER
Judge No. 2	Ms. Soo Kyung LEE	KOR
Judge No. 3	Ms. Fan YANG	CHN
Judge No. 4	Ms. Nadezhda PARETSKAIA	KAZ
Judge No. 5	Mr. Walter TOIGO	ITA
Judge No. 6	Ms. Reaghan FORTIN	CAN
Judge No. 7	Ms. Melanie PRAGUE	FRA
Judge No. 8	Ms. Ayako SHIMODE	JPN
Judge No. 9	Ms. Irina KOMARNICKA	LAT


Data/Replay Operator

Data Operator	Ms. Jia YAO	ISU
Replay Operator	Ms. Agnieszka SWIDERSKA	ISU


RESULTS

MEN SHORT PROGRAM

Pl.	Name	Nation	Total Segment Score
1	Shun SATO	JPN	98.75
2	Mikhail SHAIDOROV	KAZ	93.21
3	Adam SIAO HIM FA	FRA	91.22
4	Nika EGADZE	GEO	87.73
5	Matteo RIZZO	ITA	84.92
6	Boyang JIN	CHN	83.66
7	Daiwei DAI	CHN	82.96
8	Yudong CHEN	CHN	77.73
9	Deniss VASILJEVS	LAT	75.75
10	Nikolaj MEMOLA	ITA	68.87
11	Hyunyeom KIM	KOR	67.76
Withdrawn			
	Wesley CHIU	CAN	WD



Mr. Matjaz KRUSEC, ISU
Referee



Ms. Mami MAEDA, ISU
Technical Controller

Legend:
WD Withdrawn

JUDGES DETAILS PER SKATER

MEN SHORT PROGRAM

Rank	Name	Nation	Starting Number	Total Segment Score	Total Element Score	Total Program Component Score (factored)	Total Deductions									
1	Shun SATO	JPN	11	98.75	57.34	42.41	-1.00									
#	Executed Elements	Info	Base Value	GOE	J1	J2	J3	J4	J5	J6	J7	J8	J9	Ref.	Scores of Panel	
1	4Lz		11.50	3.29	3	3	3	2	3	3	3	2	3		14.79	
2	4T+3T		13.70	2.85	3	4	3	3	3	3	3	2	3		16.55	
3	CSSp4		3.00	0.64	2	2	2	2	3	2	2	3	-2		3.64	
4	FCSp4		3.20	0.55	2	2	1	1	2	2	3	2	0		3.75	
5	3A	x	8.80	1.94	3	3	3	3	2	2	2	2	2		10.74	
6	StSq2		2.60	0.82	3	4	3	3	4	3	3	3	2		3.42	
7	CCoSp4		3.50	0.95	3	3	2	3	3	3	3	2	2		4.45	
			46.30												57.34	
Program Components				Factor												
Composition				1.67	8.25	8.75	8.75	9.00	8.50	8.50	8.50	8.50	8.25	7.75		8.50
Presentation				1.67	8.25	8.25	8.50	8.50	8.50	8.50	8.50	8.50	8.50	8.25		8.43
Skating Skills				1.67	8.50	8.50	8.50	8.75	8.75	8.25	9.00	8.00	7.50		8.46	
Judges Total Program Component Score (factored)																42.41
Deductions:				Time violation												-1.00

Rank	Name	Nation	Starting Number	Total Segment Score	Total Element Score	Total Program Component Score (factored)	Total Deductions									
2	Mikhail SHAIIDOROV	KAZ	8	93.21	54.50	38.71	0.00									
#	Executed Elements	Info	Base Value	GOE	J1	J2	J3	J4	J5	J6	J7	J8	J9	Ref.	Scores of Panel	
1	4Lz+3T		15.70	2.79	4	3	2	3	2	2	2	2	3		18.49	
2	3A		8.00	1.49	2	2	2	2	2	1	2	2	1		9.49	
3	FCSp3		2.80	0.28	1	1	1	3	2	0	1	1	-1		3.08	
4	4T	x	10.45	1.36	2	2	1	3	1	0	1	2	1		11.81	
5	StSq4		3.90	0.84	2	2	2	3	2	2	2	2	3		4.74	
6	CSSp3		2.60	0.19	0	2	0	2	1	1	0	1	-1		2.79	
7	CCoSp4		3.50	0.60	1	2	2	2	2	2	1	2	1		4.10	
			46.95												54.50	
Program Components				Factor												
Composition				1.67	7.75	8.00	7.75	8.75	7.25	7.75	8.00	7.75	6.75		7.75	
Presentation				1.67	8.25	7.75	7.50	8.50	7.25	7.50	8.00	8.00	7.50		7.79	
Skating Skills				1.67	8.00	7.75	7.25	8.75	7.50	7.50	7.75	7.75	7.25		7.64	
Judges Total Program Component Score (factored)																38.71
Deductions:																0.00

Rank	Name	Nation	Starting Number	Total Segment Score	Total Element Score	Total Program Component Score (factored)	Total Deductions									
3	Adam SIAO HIM FA	FRA	12	91.22	49.64	42.58	-1.00									
#	Executed Elements	Info	Base Value	GOE	J1	J2	J3	J4	J5	J6	J7	J8	J9	Ref.	Scores of Panel	
1	4Lz+3T		15.70	1.15	2	2	2	0	0	0	2	1	0		16.85	
2	4T	F	9.50	-4.75	-5	-5	-5	-5	-5	-5	-5	-5	-5		4.75	
3	CCoSp4		3.50	0.95	3	2	2	3	3	3	3	2	3		4.45	
4	3A	x	8.80	1.37	3	3	2	1	1	1	3	1	1		10.17	
5	StSq4		3.90	1.34	4	4	3	4	3	4	3	3	3		5.24	
6	FCSp4		3.20	0.87	2	3	3	3	2	3	2	3	3		4.07	
7	CSSp4		3.00	1.11	4	3	3	4	4	4	3	4	4		4.11	
			47.60												49.64	
Program Components				Factor												
Composition				1.67	8.75	8.25	8.75	9.00	8.25	8.75	8.75	8.25	8.00		8.54	
Presentation				1.67	8.50	8.00	8.50	8.75	8.00	8.75	8.50	8.25	8.25		8.39	
Skating Skills				1.67	8.50	8.25	8.75	9.00	8.75	8.50	8.75	7.75	8.50		8.57	
Judges Total Program Component Score (factored)																42.58
Deductions:				Falls												-1.00 (1)

JUDGES DETAILS PER SKATER

MEN SHORT PROGRAM

Rank	Name	Nation	Starting Number	Total Segment Score	Total Element Score	Total Program Component Score (factored)	Total Deductions								
4	Nika EGADZE	GEO	9	87.73	48.95	38.78	0.00								
#	Executed Elements	Info	Base Value	GOE	J1	J2	J3	J4	J5	J6	J7	J8	J9	Ref.	Scores of Panel
1	4S+3T		13.90	2.22	3	2	3	3	2	2	2	2	2		16.12
2	4T		9.50	1.49	2	2	1	2	1	1	2	2	0		10.99
3	FCSp4		3.20	0.55	2	2	1	2	2	1	2	2	1		3.75
4	3A		8.80	x -1.26	-1	-1	-1	-3	-2	-2	-1	0	-3		7.54
5	CSSp4		3.00	0.34	2	1	1	3	0	0	0	3	1		3.34
6	StSq2		2.60	0.56	2	3	2	2	2	1	3	3	0		3.16
7	CCoSp4		3.50	0.55	1	0	2	2	0	2	2	2	2		4.05
			44.50												48.95
Program Components			Factor												
Composition			1.67	7.75	7.75	7.50	8.25	7.50	7.75	8.50	8.00	6.50			7.79
Presentation			1.67	7.75	7.75	7.50	8.25	7.50	7.50	8.25	8.25	6.50			7.79
Skating Skills			1.67	7.50	7.75	7.25	8.00	7.50	7.75	7.75	8.25	6.75			7.64
Judges Total Program Component Score (factored)														38.78	
Deductions:														0.00	

Rank	Name	Nation	Starting Number	Total Segment Score	Total Element Score	Total Program Component Score (factored)	Total Deductions								
5	Matteo RIZZO	ITA	10	84.92	44.42	40.50	0.00								
#	Executed Elements	Info	Base Value	GOE	J1	J2	J3	J4	J5	J6	J7	J8	J9	Ref.	Scores of Panel
1	4Lo<	<	8.40	-1.44	-2	-2	-2	-2	-1	-1	-1	-2	-4		6.96
2	3Lz+3T		10.10	1.18	2	2	2	2	2	2	3	1	2		11.28
3	CCSp4		3.20	-0.64	-2	-1	-3	-2	0	-2	-2	-2	-4		2.56
4	3A		8.80	x 1.94	2	3	2	3	3	2	3	2	2		10.74
5	CCoSp4		3.50	0.50	3	0	0	1	1	2	3	0	3		4.00
6	StSq4		3.90	1.17	3	3	3	3	3	3	4	3	3		5.07
7	FSSp4		3.00	0.81	3	4	2	3	3	2	3	3	2		3.81
			40.90												44.42
Program Components			Factor												
Composition			1.67	8.00	8.00	8.00	8.50	8.25	7.75	8.00	8.25	7.50			8.04
Presentation			1.67	7.75	7.75	8.25	8.75	8.25	8.00	8.25	8.25	8.25			8.14
Skating Skills			1.67	7.75	7.50	8.00	8.50	8.50	8.00	8.25	8.00	8.00			8.07
Judges Total Program Component Score (factored)														40.50	
Deductions:														0.00	

Rank	Name	Nation	Starting Number	Total Segment Score	Total Element Score	Total Program Component Score (factored)	Total Deductions								
6	Boyang JIN	CHN	5	83.66	45.31	38.35	0.00								
#	Executed Elements	Info	Base Value	GOE	J1	J2	J3	J4	J5	J6	J7	J8	J9	Ref.	Scores of Panel
1	4T		9.50	0.68	0	1	1	1	1	-1	1	1	0		10.18
2	3A		8.00	1.94	2	2	3	3	3	0	3	2	2		9.94
3	FCSp4		3.20	0.50	0	1	2	3	2	0	2	3	1		3.70
4	3Lz+3T<	<	10.19	x -1.10	-2	-1	-2	-2	-3	-2	-1	-2	-2		9.09
5	CCoSp4		3.50	0.60	0	2	2	2	0	1	3	3	2		4.10
6	StSq4		3.90	0.84	1	3	2	4	2	2	2	3	1		4.74
7	CSSp4		3.00	0.56	0	3	2	3	2	2	1	3	0		3.56
			41.29												45.31
Program Components			Factor												
Composition			1.67	7.00	7.75	8.00	9.00	7.50	7.75	7.75	8.00	6.00			7.68
Presentation			1.67	7.25	7.75	7.75	8.50	7.00	7.50	7.50	8.25	6.50			7.57
Skating Skills			1.67	7.25	7.50	8.00	8.75	7.75	7.75	7.75	8.00	6.75			7.71
Judges Total Program Component Score (factored)														38.35	
Deductions:														0.00	

JUDGES DETAILS PER SKATER

MEN SHORT PROGRAM

Rank	Name	Nation	Starting Number	Total Segment Score	Total Element Score	Total Program Component Score (factored)	Total Deductions									
7	Daiwei DAI	CHN	1	82.96	46.94	36.02	0.00									
#	Executed Elements	Info	Base Value	GOE	J1	J2	J3	J4	J5	J6	J7	J8	J9	Ref.	Scores of Panel	
1	4T+3T		13.70	1.63	3	3	0	3	2	1	0	2	1		15.33	
2	3Lz		5.90	1.43	3	3	2	3	3	2	2	2	2		7.33	
3	CCSp4		3.20	0.55	2	2	0	2	2	1	1	2	2		3.75	
4	3A		8.80	x 0.80	0	2	1	2	2	0	0	2	0		9.60	
5	FSSp4		3.00	0.51	2	2	1	3	2	1	1	3	-2		3.51	
6	StSq3		3.30	0.47	1	2	1	3	2	1	1	2	1		3.77	
7	CCoSp4		3.50	0.15	1	2	1	2	-2	-1	0	2	-2		3.65	
			41.40													46.94
Program Components				Factor												
Composition				1.67	7.75	7.75	7.00	7.75	6.75	7.25	6.75	7.25	6.25			7.21
Presentation				1.67	7.50	7.25	7.00	7.25	6.50	7.00	6.50	7.50	6.25			7.00
Skating Skills				1.67	7.50	7.75	7.25	8.25	7.50	7.00	7.00	7.50	6.50			7.36
Judges Total Program Component Score (factored)															36.02	
Deductions:														0.00		

Rank	Name	Nation	Starting Number	Total Segment Score	Total Element Score	Total Program Component Score (factored)	Total Deductions									
8	Yudong CHEN	CHN	2	77.73	42.73	35.00	0.00									
#	Executed Elements	Info	Base Value	GOE	J1	J2	J3	J4	J5	J6	J7	J8	J9	Ref.	Scores of Panel	
1	4S		9.70	0.28	0	2	1	0	0	0	0	1	0		9.98	
2	3A		8.00	-0.57	-1	-1	0	0	0	-2	-2	2	-1		7.43	
3	FCSp4		3.20	0.55	2	2	2	2	1	0	1	3	2		3.75	
4	3F+3T		10.45	x 0.61	2	2	1	2	1	0	0	2	0		11.06	
5	CSSp4		3.00	0.60	3	3	2	3	1	1	1	3	1		3.60	
6	StSq2		2.60	0.41	2	2	2	1	1	1	2	3	0		3.01	
7	CCoSp4		3.50	0.40	2	2	0	2	1	1	1	1	-3		3.90	
			40.45													42.73
Program Components				Factor												
Composition				1.67	6.75	7.50	7.00	6.75	6.50	6.75	7.00	7.75	5.25			6.89
Presentation				1.67	7.25	7.25	7.25	6.75	6.50	6.50	7.25	7.75	6.00			6.96
Skating Skills				1.67	7.00	7.25	7.00	7.25	7.25	6.75	7.25	7.50	5.75			7.11
Judges Total Program Component Score (factored)															35.00	
Deductions:														0.00		

Rank	Name	Nation	Starting Number	Total Segment Score	Total Element Score	Total Program Component Score (factored)	Total Deductions									
9	Deniss VASILJEVS	LAT	6	75.75	36.04	39.71	0.00									
#	Executed Elements	Info	Base Value	GOE	J1	J2	J3	J4	J5	J6	J7	J8	J9	Ref.	Scores of Panel	
1	1S*	*	0.00	0.00	-	-	-	-	-	-	-	-	-		0.00	
2	3Lz+3T		10.10	0.17	1	0	0	0	0	0	0	2	1		10.27	
3	CCSp4		3.20	0.46	2	1	2	1	0	2	1	4	1		3.66	
4	3A		8.80	x 0.80	2	0	0	2	1	0	2	1	1		9.60	
5	CCoSp4		3.50	0.55	0	2	0	2	2	2	1	3	2		4.05	
6	StSq4		3.90	1.00	3	2	2	3	3	2	2	4	3		4.90	
7	FSSp4		3.00	0.56	1	3	2	2	1	0	2	4	2		3.56	
			32.50													36.04
Program Components				Factor												
Composition				1.67	8.00	7.50	8.00	7.75	7.25	8.00	7.75	8.25	8.25	8.25		7.89
Presentation				1.67	8.25	7.50	8.25	7.75	7.00	7.75	8.25	8.25	7.75			7.93
Skating Skills				1.67	8.50	7.50	8.25	8.50	7.25	8.00	7.50	8.00	8.00			7.96
Judges Total Program Component Score (factored)															39.71	
Deductions:														0.00		

JUDGES DETAILS PER SKATER

MEN SHORT PROGRAM

Rank	Name	Nation	Starting Number	Total Segment Score	Total Element Score	Total Program Component Score (factored)								Total Deductions		
10	Nikolaj MEMOLA	ITA	7	68.87	32.37	36.50								0.00		
#	Executed Elements	Info	Base Value	GOE	J1	J2	J3	J4	J5	J6	J7	J8	J9	Ref.	Scores of Panel	
1	4Lz!<	! <	9.20	-4.47	-5	-5	-4	-5	-4	-5	-5	-5	-5		4.73	
2	3A		8.00	1.83	2	3	2	3	2	1	3	2	2		9.83	
3	CCSp3		2.80	0.40	1	3	1	2	2	1	0	1	2		3.20	
4	3Lz!q+2T	! q	7.92	x -1.94	-4	-3	-4	-3	-3	-4	-3	-3	-3		5.98	
5	StSq3		3.30	0.38	0	2	1	2	2	1	1	1	-1		3.68	
6	FSSp4		3.00	0.26	0	2	1	2	2	0	1	0	0		3.26	
7	CCoSp2V		1.88	-0.19	-1	1	-2	0	0	-2	-1	-1	-2		1.69	
			36.10												32.37	
Program Components				Factor												
Composition				1.67	7.00	7.75	7.50	7.50	7.75	7.25	7.25	7.50	5.25			7.39
Presentation				1.67	7.00	7.75	7.50	7.25	7.50	7.00	7.50	7.75	5.75			7.36
Skating Skills				1.67	7.00	7.25	7.00	7.25	7.25	6.75	7.25	7.50	5.75			7.11
Judges Total Program Component Score (factored)															36.50	
Deductions:														0.00		


Rank	Name	Nation	Starting Number	Total Segment Score	Total Element Score	Total Program Component Score (factored)								Total Deductions		
11	Hyungyeom KIM	KOR	4	67.76	34.52	33.24								0.00		
#	Executed Elements	Info	Base Value	GOE	J1	J2	J3	J4	J5	J6	J7	J8	J9	Ref.	Scores of Panel	
1	4T<	<	7.60	-1.52	-1	-1	-2	-3	-2	-2	-2	-2	-3		6.08	
2	3Aq	q	8.00	-1.49	-1	-2	-2	-2	-2	-1	-1	-2	-2		6.51	
3	FCSp4		3.20	-0.05	0	2	0	1	0	-1	-1	0	-3		3.15	
4	3Lz!+3Tq	! q	11.11	x -1.77	-4	-2	-4	-2	-4	-4	-2	-2	-3		9.34	
5	CSSp3		2.60	-0.30	0	0	-2	0	-1	-3	-1	-1	-4		2.30	
6	StSq3		3.30	0.09	0	3	1	0	0	0	0	1	-1		3.39	
7	CCoSp4		3.50	0.25	1	2	1	2	0	0	0	0	1		3.75	
			39.31												34.52	
Program Components				Factor												
Composition				1.67	6.75	7.75	6.75	6.50	6.50	6.25	6.75	7.25	4.75			6.68
Presentation				1.67	6.75	7.50	6.50	6.25	6.50	6.00	7.00	7.25	5.50			6.61
Skating Skills				1.67	6.75	7.50	6.50	6.75	6.75	6.00	6.75	6.75	5.50			6.61
Judges Total Program Component Score (factored)															33.24	
Deductions:														0.00		

Legend:							
#	Sequence number	GOE	Grade of Execution	Jx	Judges (x=1-9)	Ref.	Referee
*	Invalid element	<	Under-rotated jump	x	Credit for highlight distribution, base value multiplied by 1.1		
!	Not clear edge	F	Fall	q	Jump landed on the quarter		


RESULTS

MEN FREE SKATING

Pl. Name	Nation	Total Segment Score
1 Mikhail SHAIDOROV	KAZ	182.96
2 Shun SATO	JPN	179.73
3 Adam SIAO HIM FA	FRA	161.31
4 Nika EGADZE	GEO	159.81
5 Deniss VASILJEVS	LAT	158.92
6 Matteo RIZZO	ITA	158.90
7 Daiwei DAI	CHN	154.39
8 Hyungyeom KIM	KOR	148.88
9 Boyang JIN	CHN	148.23
10 Nikolaj MEMOLA	ITA	145.90
11 Yudong CHEN	CHN	104.87



Mr. Matjaz KRUSEC, ISU
Referee



Ms. Mami MAEDA, ISU
Technical Controller

JUDGES DETAILS PER SKATER

MEN FREE SKATING

Rank	Name	Nation	Starting Number	Total Segment Score	Total Element Score	Total Program Component Score (factored)	Total Deductions								
1	Mikhail SHAIDOROV	KAZ	10	182.96	104.77	79.19	-1.00								
#	Executed Elements	Info	Base Value	GOE	J1	J2	J3	J4	J5	J6	J7	J8	J9	Ref.	Scores of Panel
1	4Lz		11.50	3.29	3	3	3	3	2	3	3	2	4		14.79
2	3A+4T		17.50	1.49	1	3	2	1	0	2	2	2	1		18.99
3	4Fq	q	11.00	-0.16	1	0	1	0	-2	0	-1	-1	0		10.84
4	3Lo		4.90	1.05	3	3	2	2	1	3	2	1	2		5.95
5	FCSp3		2.80	0.40	1	2	2	1	0	3	2	2	0		3.20
6	CSSp4		3.00	0.47	0	3	1	2	1	2	3	2	0		3.47
7	4T+1Eu+3S		15.73	x 2.04	2	3	2	2	2	3	3	1	1		17.77
8	3Aq+2A+SEQ	q	12.43	x -0.11	0	0	1	1	-2	0	-1	0	-1		12.32
9	3Lz		6.49	x 0.93	3	2	2	2	1	1	2	1	1		7.42
10	StSq4		3.90	1.11	3	3	3	2	1	3	3	3	3		5.01
11	ChSq1	F	3.00	-2.14	-4	-4	-4	-4	-5	-3	-5	-4	-5		0.86
12	CCoSp4		3.50	0.65	1	2	2	2	1	3	2	2	2		4.15
			95.75												104.77
Program Components				Factor											
Composition				3.33	8.50	8.00	8.00	7.75	7.25	8.00	7.75	8.00	6.50		7.82
Presentation				3.33	8.50	8.25	7.75	7.75	7.25	8.25	8.00	8.50	7.50		8.00
Skating Skills				3.33	8.25	8.00	7.75	8.25	7.25	8.25	7.75	8.25	7.50		7.96
Judges Total Program Component Score (factored)															79.19
Deductions:			Falls	-1.00 (1)											-1.00
2	Shun SATO	JPN	11	179.73	96.84	82.89	0.00								
#	Executed Elements	Info	Base Value	GOE	J1	J2	J3	J4	J5	J6	J7	J8	J9	Ref.	Scores of Panel
1	4Lz		11.50	2.14	2	2	2	1	2	2	2	2	1		13.64
2	2F!	!	1.80	-0.62	-3	-4	-2	-4	-4	-3	-4	-2	-5		1.18
3	4T+3T		13.70	2.44	3	3	3	2	3	1	2	2	3		16.14
4	FCSp3		2.80	0.52	1	2	2	2	2	2	3	2	1		3.32
5	4T		9.50	2.44	3	3	2	2	3	2	3	2	3		11.94
6	3A+1Eu+3S		14.08	x 0.00	0	0	-1	0	0	1	0	1	-3		14.08
7	3A+2A+SEQ		12.43	x 1.26	2	2	1	1	2	1	2	2	1		13.69
8	3Lo		5.39	x 0.35	1	2	1	0	1	0	1	1	0		5.74
9	CSSp4		3.00	0.39	1	3	1	2	1	2	1	1	0		3.39
10	StSq4		3.90	1.11	3	4	3	2	3	3	3	3	1		5.01
11	ChSq1		3.00	1.36	2	3	3	3	3	3	2	3	1		4.36
12	CCoSp4		3.50	0.85	2	3	2	2	3	3	3	2	2		4.35
			84.60												96.84
Program Components				Factor											
Composition				3.33	8.25	8.50	8.50	8.25	8.50	8.25	8.00	8.50	6.75		8.32
Presentation				3.33	8.25	8.25	8.50	7.75	8.25	8.25	7.75	8.25	7.25		8.11
Skating Skills				3.33	8.50	8.50	8.50	8.50	8.50	8.50	8.25	8.50	7.75		8.46
Judges Total Program Component Score (factored)															82.89
Deductions:														0.00	

JUDGES DETAILS PER SKATER

MEN FREE SKATING

Rank	Name	Nation	Starting Number	Total Segment Score	Total Element Score	Total Program Component Score (factored)	Total Deductions									
3	Adam SIAO HIM FA	FRA	9	161.31	79.49	81.82	0.00									
#	Executed Elements	Info	Base Value	GOE	J1	J2	J3	J4	J5	J6	J7	J8	J9	Ref.	Scores of Panel	
1	2Lz		2.10	-0.06	0	-1	-1	0	0	0	1	0	-1		2.04	
2	4T+3T		13.70	-0.81	1	-1	-2	-1	-1	-1	-1	-1	0		12.89	
3	3F		5.30	1.59	3	2	2	3	3	4	4	2	4		6.89	
4	1A+2A+SEQ		4.40	0.09	0	1	0	0	0	0	1	0	1		4.49	
5	FCoSp4		3.50	0.50	0	2	1	2	1	2	2	1	1		4.00	
6	4T		10.45	x 2.17	2	2	2	2	2	3	3	1	3		12.62	
7	3Lz+1Eu+3S		11.77	x 1.52	2	3	3	2	1	3	3	2	3		13.29	
8	StSq3		3.30	0.85	2	3	2	2	4	3	2	3	3		4.15	
9	3A		8.80	x -2.51	-3	-3	-3	-4	-4	-3	-3	-3	-3		6.29	
10	ChSq1		3.00	1.71	4	4	3	3	4	4	3	3	3		4.71	
11	CCoSp4		3.50	0.85	1	3	3	2	2	2	3	2	3		4.35	
12	CSSp4		3.00	0.77	1	3	3	3	2	1	3	3	4		3.77	
			72.82												79.49	
Program Components				Factor												
Composition				3.33	8.25	8.25	8.25	8.25	8.00	8.25	8.75	8.25	8.00			8.21
Presentation				3.33	8.50	8.00	8.00	7.25	7.25	8.50	8.50	8.25	7.75			8.04
Skating Skills				3.33	8.25	8.00	8.25	8.25	8.00	8.50	8.50	8.50	8.50			8.32
Judges Total Program Component Score (factored)																81.82
Deductions:																0.00
Rank	Name	Nation	Starting Number	Total Segment Score	Total Element Score	Total Program Component Score (factored)	Total Deductions									
4	Nika EGADZE	GEO	8	159.81	86.95	73.86	-1.00									
#	Executed Elements	Info	Base Value	GOE	J1	J2	J3	J4	J5	J6	J7	J8	J9	Ref.	Scores of Panel	
1	3Lz		5.90	-1.69	-2	-4	-2	-3	-3	-3	-4	-2	-3		4.21	
2	4T		9.50	2.44	2	2	3	3	2	3	3	2	3		11.94	
3	4S+3T		13.90	-0.83	-1	0	-1	-2	-1	0	-1	0	-2		13.07	
4	3A		8.00	-2.40	-3	-3	-3	-3	-3	-3	-3	-3	-3		5.60	
5	4S		10.67	x 2.08	3	2	2	2	2	3	2	2	2		12.75	
6	3A+2A+SEQ		12.43	x 1.14	2	2	2	1	1	1	2	1	1		13.57	
7	3F+1Eu+3S	F	11.11	x -2.65	-5	-5	-5	-5	-5	-5	-5	-5	-5		8.46	
8	FCSp2		2.30	0.10	0	0	0	1	1	0	1	1	0		2.40	
9	CCoSp4		3.50	0.20	0	1	0	1	1	0	2	0	1		3.70	
10	StSq3		3.30	0.47	0	2	1	2	2	2	0	2	1		3.77	
11	ChSq1		3.00	0.79	1	2	2	2	2	2	-1	1	1		3.79	
12	CSSp4		3.00	0.69	2	3	2	2	2	3	2	2	3		3.69	
			86.61												86.95	
Program Components				Factor												
Composition				3.33	7.50	7.75	7.75	7.25	7.25	7.50	7.25	7.25	7.25			7.39
Presentation				3.33	7.75	7.50	7.50	7.25	7.00	7.25	7.00	7.25	7.00			7.25
Skating Skills				3.33	7.75	7.50	7.75	7.75	7.50	7.50	7.25	7.50	7.50			7.54
Judges Total Program Component Score (factored)																73.86
Deductions:				Falls												-1.00 (1)
																-1.00

JUDGES DETAILS PER SKATER

MEN FREE SKATING

Rank	Name	Nation	Starting Number	Total Segment Score	Total Element Score	Total Program Component Score (factored)	Total Deductions										
5	Deniss VASILJEVS	LAT	3	158.92	75.53	83.39	0.00										
#	Executed Elements	Info	Base Value	GOE	J1	J2	J3	J4	J5	J6	J7	J8	J9	Ref.	Scores of Panel		
1	2S		1.30	0.07	0	0	0	1	1	1	2	0	1		1.37		
2	4Sq	q	9.70	-0.55	0	0	-1	0	-1	0	-1	-1	-1		9.15		
3	3Aq+2A+SEQ	q	11.30	-1.49	-2	-2	-3	-2	-2	-1	-1	-3	1		9.81		
4	3F!	!	5.30	0.23	0	0	0	1	-1	1	0	1	1		5.53		
5	CCoSp4		3.50	1.20	3	4	4	3	2	4	3	4	3		4.70		
6	StSq4		3.90	1.17	2	3	3	2	3	4	2	4	5		5.07		
7	3Aq	q	8.80	x -0.34	0	-1	0	0	-2	1	-1	-1	0		8.46		
8	3Lz+1Eu+3S		11.77	x -0.08	0	0	-1	0	0	1	0	-1	0		11.69		
9	3Lo		5.39	x 0.84	2	2	1	3	2	1	2	1	2		6.23		
10	FCCoSp4		3.50	1.05	3	3	3	3	3	3	2	4	3		4.55		
11	FSSp4		3.00	1.11	3	4	3	4	4	4	3	4	5		4.11		
12	ChSq1		3.00	1.86	3	4	4	3	3	4	4	4	4		4.86		
			70.46												75.53		
Program Components				Factor													
Composition				3.33	8.25	8.25	8.75	8.75	8.00	8.00	8.25	8.25	8.25	8.25		8.29	
Presentation				3.33	8.50	8.50	8.50	8.25	7.75	8.50	8.50	8.25	9.25		8.43		
Skating Skills				3.33	8.50	8.00	8.25	8.75	8.50	8.25	7.50	8.00	9.00		8.32		
Judges Total Program Component Score (factored)															83.39		
Deductions:															0.00		
Rank	Name	Nation	Starting Number	Total Segment Score	Total Element Score	Total Program Component Score (factored)	Total Deductions										
6	Matteo RIZZO	ITA	7	158.90	79.39	80.51	-1.00										
#	Executed Elements	Info	Base Value	GOE	J1	J2	J3	J4	J5	J6	J7	J8	J9	Ref.	Scores of Panel		
1	4Lo<	<	8.40	-2.16	-3	-2	-2	-3	-2	-5	-1	-2	-4		6.24		
2	3A+2A+SEQ		11.30	2.06	2	3	2	2	3	3	3	2	3		13.36		
3	3F+1Eu+3S		10.10	1.06	2	2	2	2	2	2	2	2	2		11.16		
4	3Lz+3T		10.10	1.26	2	2	2	2	2	3	3	2	2		11.36		
5	CCoSp4		3.50	0.85	2	3	2	2	2	3	3	3	2		4.35		
6	3A	x	8.80	1.94	3	3	2	2	2	3	2	1	3		10.74		
7	3Lz	x	6.49	x -1.35	-3	-3	-2	-2	-2	-1	-2	-3	-2		5.14		
8	3Lo	F	5.39	x -2.45	-5	-5	-5	-5	-5	-5	-5	-5	-5		2.94		
9	ChSq1		3.00	1.07	2	3	2	2	2	2	2	3	1		4.07		
10	StSq2		2.60	0.67	2	3	2	2	3	2	3	3	3		3.27		
11	CCSp3		2.80	0.40	1	2	0	1	1	2	2	1	2		3.20		
12	FSSp4		3.00	0.56	1	3	1	2	2	3	2	1	2		3.56		
			75.48												79.39		
Program Components				Factor													
Composition				3.33	8.25	8.00	8.25	8.25	8.25	7.75	8.00	8.00	7.00		8.07		
Presentation				3.33	8.00	7.75	8.00	8.25	8.00	8.00	8.25	8.25	7.75		8.04		
Skating Skills				3.33	8.00	7.50	8.00	8.50	8.25	7.75	8.25	8.25	8.00		8.07		
Judges Total Program Component Score (factored)															80.51		
Deductions:				Falls	-1.00	(1)											-1.00

JUDGES DETAILS PER SKATER

MEN FREE SKATING

Rank	Name	Nation	Starting Number	Total Segment Score	Total Element Score	Total Program Component Score (factored)	Total Deductions									
7	Daiwei DAI	CHN	5	154.39	82.89	73.50	-2.00									
#	Executed Elements	Info	Base Value	GOE	J1	J2	J3	J4	J5	J6	J7	J8	J9	Ref.	Scores of Panel	
1	4T+2T		10.80	2.31	2	3	2	2	3	3	2	2	3		13.11	
2	4T	F	9.50	-4.75	-5	-5	-5	-5	-5	-5	-5	-5	-5		4.75	
3	3A		8.00	1.94	3	2	1	3	3	3	2	2	2		9.94	
4	3A+2A+2A+SEQ		14.60	1.37	2	2	2	2	2	1	1	1	2		15.97	
5	StSq4		3.90	0.72	3	2	1	2	2	2	1	2	2		4.62	
6	3S+3T		9.35	x 1.04	3	2	2	2	2	3	3	1	3		10.39	
7	CCSp4		3.20	0.50	1	2	1	2	3	1	2	1	2		3.70	
8	3Lo		5.39	x 0.70	2	1	1	2	2	1	0	2	1		6.09	
9	3Lz<	F <	5.19	x -2.36	-5	-5	-5	-5	-5	-5	-5	-5	-5		2.83	
10	ChSq1		3.00	0.29	2	1	1	2	2	0	-2	0	-2		3.29	
11	FCCoSp4		3.50	0.70	2	2	1	2	3	2	2	2	2		4.20	
12	CCoSp4		3.50	0.50	2	2	1	0	1	2	1	1	2		4.00	
			79.93												82.89	
Program Components				Factor												
Composition				3.33	8.00	7.50	7.50	7.50	7.50	7.50	7.50	6.25	7.25	7.00		7.39
Presentation				3.33	8.00	7.25	7.25	7.25	7.25	7.00	6.00	7.00	7.25		7.18	
Skating Skills				3.33	7.75	7.50	7.50	7.75	7.50	7.25	6.75	7.50	7.50		7.50	
Judges Total Program Component Score (factored)														73.50		
Deductions:			Falls	-2.00 (2)										-2.00		

Rank	Name	Nation	Starting Number	Total Segment Score	Total Element Score	Total Program Component Score (factored)	Total Deductions								
8	Hyungyeom KIM	KOR	1	148.88	82.98	65.90	0.00								
#	Executed Elements	Info	Base Value	GOE	J1	J2	J3	J4	J5	J6	J7	J8	J9	Ref.	Scores of Panel
1	4T		9.50	0.81	0	2	1	1	0	1	1	1	1		10.31
2	3A		8.00	0.57	1	1	0	1	0	1	1	0	1		8.57
3	3Lz+3T		10.10	1.10	2	2	1	2	2	2	2	1	2		11.20
4	3F!	!	5.30	-0.15	0	0	-1	0	-1	1	-1	0	0		5.15
5	CCoSp4		3.50	0.25	1	2	0	1	1	1	1	0	0		3.75
6	3Lz+3T		11.11	x 1.01	2	3	0	2	1	2	2	1	2		12.12
7	3Lo+2A+2A+SEQ		12.65	x 0.42	1	3	1	1	1	1	1	0	0		13.07
8	3S		4.73	x 0.31	0	2	0	2	2	0	1	0	0		5.04
9	StSq3		3.30	0.38	1	2	1	1	1	1	2	1	1		3.68
10	ChSq1		3.00	1.00	2	3	2	2	2	2	2	2	2		4.00
11	FCSp4		3.20	0.14	0	2	0	1	1	-1	1	0	0		3.34
12	FCCoSp2		2.50	0.25	0	2	1	3	1	2	0	1	0		2.75
13			0.00	0.00	-	-	-	-	-	-	-	-	-		0.00
			76.89												82.98
Program Components				Factor											
Composition				3.33	7.00	7.50	7.00	5.25	5.50	6.00	7.00	6.50	5.75		6.39
Presentation				3.33	7.25	7.50	6.75	5.75	5.50	6.50	6.75	6.75	6.50		6.61
Skating Skills				3.33	7.00	7.25	6.75	6.75	6.75	6.50	7.25	6.50	6.00		6.79
Judges Total Program Component Score (factored)														65.90	
Deductions:													0.00		

JUDGES DETAILS PER SKATER

MEN FREE SKATING

Rank	Name	Nation	Starting Number	Total Segment Score	Total Element Score	Total Program Component Score (factored)		Total Deductions							
9	Boyang JIN	CHN	6	148.23	75.66	72.57		0.00							
#	Executed Elements	Info	Base Value	GOE	J1	J2	J3	J4	J5	J6	J7	J8	J9	Ref.	Scores of Panel
1	4Lz		11.50	-5.75	-5	-5	-4	-5	-5	-5	-5	-5	-5		5.75
2	4Tq	q	9.50	-0.68	0	-1	0	0	-1	-1	-1	-2	-1		8.82
3	3A+1Eu+3S		12.80	0.91	1	1	1	2	2	0	2	1	0		13.71
4	3A		8.00	0.69	0	1	1	1	1	1	2	0	1		8.69
5	CCoSp3		3.00	0.34	1	2	0	1	0	2	2	1	1		3.34
6	3Lz+2T		7.92	x 0.17	0	1	0	0	1	0	0	1	0		8.09
7	3F!	!	5.83	x -0.53	-2	-1	-1	0	-1	-1	-1	-1	-1		5.30
8	3Lz		6.49	x 1.01	1	2	1	2	2	2	2	1	2		7.50
9	FCSp4		3.20	0.50	1	2	1	2	2	2	2	1	1		3.70
10	ChSq1		3.00	0.71	1	2	2	2	1	2	0	2	0		3.71
11	StSq3		3.30	0.24	0	2	1	1	0	2	0	1	0		3.54
12	CSSp4		3.00	0.51	1	3	1	2	2	2	2	2	1		3.51
			77.54												75.66
Program Components				Factor											
Composition				3.33	6.50	7.75	7.50	7.00	6.75	6.75	7.50	7.75	5.50		7.11
Presentation				3.33	6.75	7.50	7.50	6.75	6.50	7.25	7.50	7.75	6.50		7.11
Skating Skills				3.33	7.50	7.50	7.75	8.25	8.00	7.00	7.75	7.50	6.50		7.57
Judges Total Program Component Score (factored)														72.57	
Deductions:														0.00	
Rank	Name	Nation	Starting Number	Total Segment Score	Total Element Score	Total Program Component Score (factored)		Total Deductions							
10	Nikolaj MEMOLA	ITA	2	145.90	75.30	71.60		-1.00							
#	Executed Elements	Info	Base Value	GOE	J1	J2	J3	J4	J5	J6	J7	J8	J9	Ref.	Scores of Panel
1	4Lz!q	F ! q	11.50	-5.75	-5	-5	-5	-5	-5	-5	-5	-5	-5		5.75
2	3A+1Eu+3S		12.80	-1.14	-1	-1	-1	-2	-2	-2	-1	-1	-3		11.66
3	3A		8.00	-0.69	-1	-1	-1	0	0	-1	-1	-1	-1		7.31
4	3Lo		4.90	0.14	0	0	1	2	0	0	1	0	0		5.04
5	CCSp4		3.20	0.37	0	2	0	2	2	1	1	0	2		3.57
6	FSSp4		3.00	0.13	0	2	0	1	1	1	0	0	-1		3.13
7	3Lz+3T		11.11	x 0.76	1	2	0	3	3	1	1	0	1		11.87
8	3Flq+2A+SEQ	! q	9.46	x -1.29	-3	-2	-3	-2	-2	-3	-2	-2	-3		8.17
9	3Lz		6.49	x 1.10	0	2	1	3	3	2	2	2	1		7.59
10	StSq3		3.30	0.66	1	2	1	3	3	2	1	3	2		3.96
11	ChSq1		3.00	0.86	1	2	1	3	3	1	0	3	1		3.86
12	CCoSp3		3.00	0.39	1	1	1	2	2	2	0	2	-1		3.39
			79.76												75.30
Program Components				Factor											
Composition				3.33	6.75	7.50	7.25	7.50	7.25	6.75	7.00	7.25	6.75		7.11
Presentation				3.33	6.75	7.50	7.00	7.25	7.50	7.25	7.25	7.50	6.75		7.21
Skating Skills				3.33	7.00	7.25	7.00	7.75	7.75	6.75	7.25	7.25	6.50		7.18
Judges Total Program Component Score (factored)														71.60	
Deductions:				Falls	-1.00 (1)										-1.00

JUDGES DETAILS PER SKATER

MEN FREE SKATING

Rank	Name	Nation	Starting Number	Total Segment Score	Total Element Score	Total Program Component Score (factored)	Total Deductions									
11	Yudong CHEN	CHN	4	104.87	45.40	61.47	-2.00									
#	Executed Elements	Info	Base Value	GOE	J1	J2	J3	J4	J5	J6	J7	J8	J9	Ref.	Scores of Panel	
1	4S		9.70	-2.36	-3	-2	-3	-2	-2	-2	-2	-3	-3		7.34	
2	2T		1.30	-0.46	-4	-4	-3	-3	-3	-3	-4	-4	-5		0.84	
3	3A	F	8.00	-4.00	-5	-5	-5	-5	-5	-5	-5	-5	-5		4.00	
4	FCCoSp4		3.50	0.55	1	2	0	3	2	1	2	1	2		4.05	
5	StSq2		2.60	0.30	2	1	1	1	2	1	0	1	1		2.90	
6	2A		3.30	-1.56	-4	-5	-4	-4	-5	-5	-5	-5	-5		1.74	
7	3F+3T<	<	9.53	x -1.06	-2	-2	-2	-2	-2	-2	-2	-2	-3		8.47	
8	3F		5.83	x -1.74	-4	-3	-3	-3	-3	-3	-3	-4	-4		4.09	
9	3Lz<	F <	5.19	x -2.36	-5	-5	-5	-5	-5	-5	-5	-5	-5		2.83	
10	ChSq1		3.00	0.71	1	2	1	2	2	0	-1	2	3		3.71	
11	CCoSp3V		2.25	0.13	-1	2	0	1	2	0	1	1	-1		2.38	
12	CSSp3		2.60	0.45	1	3	0	2	2	2	1	2	2		3.05	
			56.80												45.40	
Program Components				Factor												
Composition				3.33	6.50	7.25	7.00	5.50	5.75	5.50	6.00	5.50	4.50			5.96
Presentation				3.33	6.25	7.00	6.75	5.25	5.75	5.75	5.75	5.75	5.25			5.89
Skating Skills				3.33	6.75	6.75	7.00	7.00	6.75	6.25	6.25	5.75	6.50			6.61
Judges Total Program Component Score (factored)															61.47	
Deductions:			Falls	-2.00 (2)											-2.00	

Legend:							
#	Sequence number	GOE	Grade of Execution	Jx	Judges (x=1-9)	Ref.	Referee
<	Under-rotated jump	x	Credit for highlight distribution, base value multiplied by 1.1			!	Not clear edge
F	Fall	q	Jump landed on the quarter				

PAIRS

Chongqing Huaxi Cultural and Sports Center	22 NOV 2024	20:50	Short Program
	23 NOV 2024	20:50	Free Skating

Size of Skating Arena:	30m*60m
Ice Conditions:	very good
Number of Entries:	8
Number of Participants:	8

Entry Withdrawn:


Short Program		
Duration:	2:40 +/- 10 seconds	
Segment Factor:	1.00	
Program Component Factors:	Composition	1.33
	Presentation	1.33
	Skating Skills	1.33

Free Skating		
Duration:	4:00 +/- 10 seconds	
Segment Factor:	1.00	
Program Component Factors:	Composition	2.67
	Presentation	2.67
	Skating Skills	2.67

RESULTS

PAIRS

Pl. Name	Nation	Total Score	SP	FS
1 Sara CONTI / Niccolo MACII	ITA	211.05	1	2
2 Minerva Fabienne HASE / Nikita VOLODIN	GER	209.36	2	1
3 Lia PEREIRA / Trennt MICHAUD	CAN	188.74	3	3
4 Ioulia CHTCHETININA / Michal WOZNIAK	POL	177.04	4	5
5 Katie McBEATH / Daniil PARKMAN	USA	159.92	8	4
6 Camille KOVALEV / Pavel KOVALEV	FRA	157.11	6	6
7 Isabella GAMEZ / Aleksandr KOROVIN	PHI	151.26	7	7
8 Yuchen WANG / Lei ZHU	CHN	136.90	5	8



Ms. Wendy ENZMANN, ISU
Referee



Ms. Florence VUYLSTEKER, ISU
Technical Controller

Legend:

SP Short Program **FS** Free Skating **Pl.** Place

PANEL OF JUDGES

PAIRS

Officials

Technical Controller	Ms. Florence VUYLSTEKER	ISU
Technical Specialist	Ms. Stephanie LAFLEUR MORIN	ISU
Technical Specialist	Ms. Eva SONNLEITNER	ISU

Judges

Referee	Ms. Wendy ENZMANN	ISU
Judge No. 1	Ms. Reaghan FORTIN	CAN
Judge No. 2	Ms. Melanie PRAGUE	FRA
Judge No. 3	Ms. Irina KOMARNICKA	LAT
Judge No. 4	Mr. Walter TOIGO	ITA
Judge No. 5	Ms. Carmen LAUN	GER
Judge No. 6	Mr. Bing HAN	CHN
Judge No. 7	Ms. Prisca BINZ-MOSER	SUI
Judge No. 8	Ms. Nadezhda PARETSKAIA	KAZ
Judge No. 9	Ms. Deborah CURRIE	USA

Data/Replay Operator

Data Operator	Ms. Jia YAO	ISU
Replay Operator	Ms. Agnieszka SWIDERSKA	ISU

RESULTS

PAIRS SHORT PROGRAM

Pl. Name	Nation	Total Segment Score
1 Sara CONTI / Niccolo MACII	ITA	72.43
2 Minerva Fabienne HASE / Nikita VOLODIN	GER	68.44
3 Lia PEREIRA / Trennt MICHAUD	CAN	66.90
4 Ioulia CHTCHETININA / Michal WOZNIAK	POL	61.11
5 Yuchen WANG / Lei ZHU	CHN	55.14
6 Camille KOVALEV / Pavel KOVALEV	FRA	54.01
7 Isabella GAMEZ / Aleksandr KOROVIN	PHI	50.65
8 Katie McBEATH / Daniil PARKMAN	USA	42.67



Ms. Wendy ENZMANN, ISU
Referee



Ms. Florence VUYLSTEKER, ISU
Technical Controller

JUDGES DETAILS PER SKATER

PAIRS SHORT PROGRAM

Rank	Name	Nation	Starting Number	Total Segment Score	Total Element Score	Total Program Component Score (factored)	Total Deductions									
1	Sara CONTI / Niccolo MACII	ITA	8	72.43	39.27	33.16	0.00									
#	Executed Elements	Info	Base Value	GOE	J1	J2	J3	J4	J5	J6	J7	J8	J9	Ref.	Scores of Panel	
1	3Tw4		6.00	1.20	3	2	2	2	2	2	2	2	2		7.20	
2	3LoTh		5.00	0.71	0	3	1	2	2	0	2	1	2		5.71	
3	3S		4.30	0.92	2	2	1	2	3	1	3	2	3		5.22	
4	4Li4		5.10	1.38	3	3	2	3	3	2	3	3	2		6.48	
5	StSq4		3.90	1.23	2	4	3	4	3	3	3	3	3		5.13	
6	BoDs4		4.80	1.03	2	2	3	3	2	2	2	0	2		5.83	
7	CCoSp4		3.50	0.20	0	2	1	1	1	1	1	-2	-1		3.70	
			32.60												39.27	
Program Components				Factor												
Composition				1.33	8.50	9.00	7.25	8.50	8.25	8.00	8.25	8.50	8.25			8.32
Presentation				1.33	8.75	8.75	8.00	9.00	8.25	7.75	8.25	8.25	8.25			8.36
Skating Skills				1.33	8.50	8.75	7.50	8.25	8.25	7.50	8.50	8.25	8.50			8.25
Judges Total Program Component Score (factored)															33.16	
Deductions:														0.00		

Rank	Name	Nation	Starting Number	Total Segment Score	Total Element Score	Total Program Component Score (factored)	Total Deductions									
2	Minerva Fabienne HASE / Nikita VOLODIN	GER	7	68.44	36.67	32.77	-1.00									
#	Executed Elements	Info	Base Value	GOE	J1	J2	J3	J4	J5	J6	J7	J8	J9	Ref.	Scores of Panel	
1	3Tw3		5.70	1.95	4	3	4	3	3	4	3	4	3		7.65	
2	3S		4.30	0.74	2	2	1	1	2	2	2	2	1		5.04	
3	3LoTh		5.00	1.14	1	2	2	2	2	3	3	2	3		6.14	
4	4Li4		5.10	1.60	3	3	4	4	3	3	3	3	2		6.70	
5	CCoSp4		3.50	0.70	2	1	2	2	2	2	2	2	2		4.20	
6	StSq3	F	3.30	-1.51	-3	-4	-4	-5	-5	-5	-5	-4	-5		1.79	
7	BoDs3		4.40	0.75	2	2	2	2	2	2	2	0	0		5.15	
			31.30												36.67	
Program Components				Factor												
Composition				1.33	8.50	8.50	8.00	8.00	8.25	8.25	8.00	8.50	8.25			8.25
Presentation				1.33	8.50	8.25	7.75	7.75	8.25	8.25	8.00	8.25	8.50			8.18
Skating Skills				1.33	8.25	8.25	8.00	8.00	8.25	8.00	8.50	8.50	8.25			8.21
Judges Total Program Component Score (factored)															32.77	
Deductions:							Falls	-1.00 (1)						-1.00		

Rank	Name	Nation	Starting Number	Total Segment Score	Total Element Score	Total Program Component Score (factored)	Total Deductions									
3	Lia PEREIRA / Trennt MICHAUD	CAN	6	66.90	36.17	30.73	0.00									
#	Executed Elements	Info	Base Value	GOE	J1	J2	J3	J4	J5	J6	J7	J8	J9	Ref.	Scores of Panel	
1	3Tw1		5.10	0.44	2	-1	-1	1	1	2	1	1	1		5.54	
2	3T		4.20	0.84	2	2	2	1	3	2	2	2	2		5.04	
3	3STh		4.40	0.88	2	2	2	2	2	2	2	3	1		5.28	
4	4Li4		5.10	1.09	2	2	3	2	2	2	3	2	2		6.19	
5	FCCoSp4		3.50	0.50	1	1	1	1	1	2	2	2	2		4.00	
6	BoDs3		4.40	0.82	2	2	2	1	2	1	2	3	2		5.22	
7	StSq4		3.90	1.00	2	2	2	2	3	3	3	3	3		4.90	
			30.60												36.17	
Program Components				Factor												
Composition				1.33	8.00	7.50	6.50	6.75	7.50	7.75	8.00	8.25	7.75			7.61
Presentation				1.33	8.25	8.00	7.25	7.00	7.50	7.75	8.25	8.25	8.25			7.89
Skating Skills				1.33	7.75	7.75	6.75	6.50	7.50	7.50	8.00	8.50	8.00			7.61
Judges Total Program Component Score (factored)															30.73	
Deductions:														0.00		

JUDGES DETAILS PER SKATER

PAIRS SHORT PROGRAM

Rank	Name	Nation	Starting Number	Total Segment Score	Total Element Score	Total Program Component Score (factored)	Total Deductions								
4	Ioulia CHTCHETININA / Michal WOZNAK	POL	4	61.11	32.90	28.21	0.00								
#	Executed Elements	Info	Base Value	GOE	J1	J2	J3	J4	J5	J6	J7	J8	J9	Ref.	Scores of Panel
1	3Tw3		5.70	0.98	2	1	2	2	0	2	1	3	2		6.68
2	3T		4.20	-0.06	0	0	0	0	-1	-1	0	1	0		4.14
3	3FTh		5.30	-0.53	-1	-1	-1	-2	-1	-1	-1	-1	-1		4.77
4	CCoSp3		3.00	0.73	3	1	3	3	2	3	1	3	2		3.73
5	4Li4		5.10	0.95	0	2	2	3	2	2	2	2	1		6.05
6	BoDsB		3.20	0.37	-1	2	2	2	2	1	0	1	0		3.57
7	StSq3		3.30	0.66	2	1	2	2	3	2	2	2	2		3.96
			29.80												32.90
Program Components			Factor												
	Composition		1.33	7.00	6.50	7.00	6.50	7.25	7.25	7.00	7.25	7.00	7.00		7.00
	Presentation		1.33	7.25	6.75	7.25	7.00	7.25	7.50	7.25	7.25	7.25	7.25		7.21
	Skating Skills		1.33	7.00	6.75	6.75	6.75	7.25	7.00	7.00	7.50	7.25			7.00
	Judges Total Program Component Score (factored)														28.21
Deductions:			0.00												
Rank	Name	Nation	Starting Number	Total Segment Score	Total Element Score	Total Program Component Score (factored)	Total Deductions								
5	Yuchen WANG / Lei ZHU	CHN	2	55.14	29.69	25.45	0.00								
#	Executed Elements	Info	Base Value	GOE	J1	J2	J3	J4	J5	J6	J7	J8	J9	Ref.	Scores of Panel
1	3T		4.20	-0.18	0	-1	-1	-1	0	-1	0	2	0		4.02
2	3Tw2		5.40	0.00	-1	-1	1	1	0	2	-2	0	0		5.40
3	3LoTh		5.00	0.71	1	1	1	1	2	3	1	2	2		5.71
4	4Li4		5.10	-0.07	-1	-1	2	1	1	-1	-1	0	0		5.03
5	BoDs1		3.60	0.31	0	1	1	1	1	2	0	1	1		3.91
6	CCoSp3V		2.25	-0.07	-1	-1	0	-2	-1	1	0	1	0		2.18
7	StSq3		3.30	0.14	1	1	0	0	0	1	-1	0	1		3.44
			28.85												29.69
Program Components			Factor												
	Composition		1.33	6.50	6.50	5.50	6.25	6.75	6.50	6.00	6.75	6.75			6.46
	Presentation		1.33	6.25	6.25	5.75	6.25	6.50	6.75	6.00	6.25	6.25			6.25
	Skating Skills		1.33	6.75	6.50	5.75	6.25	6.25	6.50	6.00	7.00	6.75			6.43
	Judges Total Program Component Score (factored)														25.45
Deductions:			0.00												
Rank	Name	Nation	Starting Number	Total Segment Score	Total Element Score	Total Program Component Score (factored)	Total Deductions								
6	Camille KOVALEV / Pavel KOVALEV	FRA	5	54.01	28.86	27.15	-2.00								
#	Executed Elements	Info	Base Value	GOE	J1	J2	J3	J4	J5	J6	J7	J8	J9	Ref.	Scores of Panel
1	3TwB		4.80	0.21	0	0	1	1	0	1	0	1	0		5.01
2	3T		4.20	-0.66	-2	-2	-1	-2	-2	-1	-2	-1	-1		3.54
3	3FTh	F	5.30	-2.65	-5	-5	-5	-5	-5	-5	-5	-5	-5		2.65
4	4Li4		5.10	0.80	1	1	2	1	2	2	2	3	1		5.90
5	BoDs3		4.40	0.38	0	1	1	1	0	2	1	1	1		4.78
6	StSq3		3.30	0.42	2	0	1	1	2	2	1	1	1		3.72
7	CCoSp3		3.00	0.26	1	0	1	1	2	1	-1	1	1		3.26
			30.10												28.86
Program Components			Factor												
	Composition		1.33	7.50	6.75	6.50	6.25	6.75	7.25	6.75	7.00	6.75			6.82
	Presentation		1.33	7.00	6.75	6.50	6.50	7.00	6.75	6.50	6.75	6.75			6.71
	Skating Skills		1.33	7.25	7.00	6.75	6.50	6.75	6.75	6.75	7.25	7.00			6.89
	Judges Total Program Component Score (factored)														27.15
Deductions:			Time violation	-1.00	Falls				-1.00	(1)					-2.00

JUDGES DETAILS PER SKATER

PAIRS SHORT PROGRAM

Rank	Name	Nation	Starting Number	Total Segment Score	Total Element Score	Total Program Component Score (factored)								Total Deductions		
7	Isabella GAMEZ / Aleksandr KOROVIN	PHI	3	50.65	26.67	24.98								-1.00		
#	Executed Elements	Info	Base Value	GOE	J1	J2	J3	J4	J5	J6	J7	J8	J9	Ref.	Scores of Panel	
1	3Tw2		5.40	0.85	3	0	2	1	1	3	1	2	1		6.25	
2	3S<<	<<	1.30	-0.45	-3	-3	-4	-4	-4	-4	-3	-3	-3		0.85	
3	4Li4		5.10	0.58	1	1	2	1	1	1	2	1	1		5.68	
4	3LoTh	F	5.00	-2.50	-5	-5	-5	-5	-5	-5	-5	-5	-5		2.50	
5	FCoSp4		3.50	0.25	1	1	1	1	-1	2	0	1	0		3.75	
6	StSq3		3.30	0.05	1	1	-2	-1	0	1	0	0	0		3.35	
7	BoDs2		4.00	0.29	0	1	0	1	1	2	0	1	1		4.29	
			27.60												26.67	
Program Components				Factor												
Composition				1.33	6.75	6.25	5.50	5.25	6.75	6.75	6.25	6.50	6.25			6.32
Presentation				1.33	6.25	6.25	5.50	5.25	6.75	6.50	6.00	6.50	6.50			6.21
Skating Skills				1.33	6.50	5.75	6.00	5.50	6.50	6.50	6.25	6.25	6.50			6.25
Judges Total Program Component Score (factored)															24.98	
Deductions:				Falls	-1.00 (1)											-1.00

Rank	Name	Nation	Starting Number	Total Segment Score	Total Element Score	Total Program Component Score (factored)								Total Deductions														
8	Katie McBEATH / Daniil PARKMAN	USA	1	42.67	21.45	24.22								-3.00														
#	Executed Elements	Info	Base Value	GOE	J1	J2	J3	J4	J5	J6	J7	J8	J9	Ref.	Scores of Panel													
1	3Tw2	F	5.40	-2.62	-4	-5	-5	-5	-5	-3	-5	-5	-5		2.78													
2	3T	F	4.20	-2.10	-5	-5	-5	-5	-5	-5	-5	-5	-5		2.10													
3	3LzTh		5.30	-1.14	-1	-2	-2	-3	-2	-3	-2	-2	-2		4.16													
4	BoDs3		4.40	0.57	1	1	1	1	2	2	1	2	1		4.97													
5	CCoSp		0.00	0.00	-	-	-	-	-	-	-	-	-		0.00													
6	4Li4		5.10	-0.22	0	-1	-2	-2	0	0	0	1	0		4.88													
7	StSq2		2.60	-0.04	0	1	-1	-1	0	-1	-1	1	1		2.56													
			27.00												21.45													
Program Components				Factor																								
Composition				1.33	6.75	6.50	6.00	5.50	7.00	5.25	6.25	6.25	6.25	6.25		6.21												
Presentation				1.33	6.50	6.25	5.25	5.25	6.50	5.00	5.75	5.50	5.75			5.75												
Skating Skills				1.33	6.50	6.00	6.25	6.25	7.00	5.50	5.75	6.50	6.50			6.25												
Judges Total Program Component Score (factored)															24.22													
Deductions:				Time violation	-1.00											Falls	-2.00 (2)											-3.00

Legend:							
#	Sequence number	GOE	Grade of Execution	Jx	Judges (x=1-9)	Ref.	Referee
<<	Downgraded jump	F	Fall				

RESULTS

PAIRS FREE SKATING

Pl. Name	Nation	Total Segment Score
1 Minerva Fabienne HASE / Nikita VOLODIN	GER	140.92
2 Sara CONTI / Niccolo MACII	ITA	138.62
3 Lia PEREIRA / Trennt MICHAUD	CAN	121.84
4 Katie McBEATH / Daniil PARKMAN	USA	117.25
5 Ioulia CHTCHETININA / Michal WOZNIAK	POL	115.93
6 Camille KOVALEV / Pavel KOVALEV	FRA	103.10
7 Isabella GAMEZ / Aleksandr KOROVIN	PHI	100.61
8 Yuchen WANG / Lei ZHU	CHN	81.76



Ms. Wendy ENZMANN, ISU
Referee



Ms. Florence VUYLSTEKER, ISU
Technical Controller

JUDGES DETAILS PER SKATER

PAIRS FREE SKATING

Rank	Name	Nation	Starting Number	Total Segment Score	Total Element Score	Total Program Component Score (factored)							Total Deductions		
1	Minerva Fabienne HASE / Nikita VOLODIN	GER	7	140.92	73.80	67.12							0.00		
#	Executed Elements	Info	Base Value	GOE	J1	J2	J3	J4	J5	J6	J7	J8	J9	Ref.	Scores of Panel
1	3Tw2		5.40	2.08	5	4	4	4	4	4	4	3	3		7.48
2	3T+2A+2A+SEQ		10.80	0.42	1	2	0	1	2	0	1	1	1		11.22
3	3S		4.30	1.17	3	3	2	2	3	3	2	3	3		5.47
4	3LoTh		5.00	0.79	2	2	1	1	2	2	3	1	1		5.79
5	5RLi4		7.00	1.50	3	2	3	2	2	2	2	2	2		8.50
6	FoDs1		3.90	0.45	-1	0	0	1	2	1	2	2	2		4.35
7	PCoSp4		4.50	0.90	3	2	1	1	2	2	3	3	1		5.40
8	5ALi4		7.00	2.10	3	3	3	3	3	3	3	3	3		9.10
9	3STh		4.40	1.32	2	3	3	3	3	3	3	3	3		5.72
10	ChSq1		3.00	1.29	3	4	2	2	2	2	3	3	3		4.29
11	3Li4		5.10	1.38	3	3	3	2	3	3	3	2	2		6.48
			60.40												73.80
Program Components				Factor											
Composition				2.67	8.50	8.75	8.00	7.75	8.50	8.25	8.00	8.50	8.50	8.50	8.32
Presentation				2.67	8.75	8.50	8.25	8.25	8.50	8.50	8.25	8.25	8.25	8.36	
Skating Skills				2.67	8.50	8.50	7.75	8.50	8.50	8.25	8.50	8.75	8.50	8.46	
Judges Total Program Component Score (factored)															67.12
Deductions:															0.00

Rank	Name	Nation	Starting Number	Total Segment Score	Total Element Score	Total Program Component Score (factored)							Total Deductions		
2	Sara CONTI / Niccolo MACII	ITA	8	138.62	71.69	66.93							0.00		
#	Executed Elements	Info	Base Value	GOE	J1	J2	J3	J4	J5	J6	J7	J8	J9	Ref.	Scores of Panel
1	3Tw4		6.00	1.63	3	3	2	2	2	3	3	4	3		7.63
2	3T+2A+2A+SEQ		10.80	-1.38	-4	-3	-3	-3	-3	-3	-4	-3	-4		9.42
3	3S		4.30	0.98	2	2	1	2	3	3	3	2	2		5.28
4	5RLi4		7.00	1.60	2	2	2	3	2	3	2	3	2		8.60
5	3LoTh		5.00	1.43	3	2	2	3	3	3	3	3	3		6.43
6	5TLi4		6.20	1.51	2	3	2	3	2	2	3	3	2		7.71
7	3STh		4.40	1.19	3	3	1	2	3	3	3	3	2		5.59
8	FiDs4		3.80	1.03	2	3	3	3	3	3	3	2	2		4.83
9	3Li4		5.10	1.09	2	2	2	3	2	3	2	2	2		6.19
10	ChSq1		3.00	1.29	1	3	0	2	3	3	3	3	3		4.29
11	PCoSp4		4.50	1.22	3	3	1	2	3	3	3	3	2		5.72
			60.10												71.69
Program Components				Factor											
Composition				2.67	8.25	8.00	7.50	8.50	8.50	8.50	8.25	8.50	8.25	8.32	
Presentation				2.67	8.50	8.00	7.50	8.00	8.50	8.50	8.50	8.50	8.50	8.36	
Skating Skills				2.67	8.50	8.25	7.50	8.75	8.50	8.25	8.25	8.75	8.25	8.39	
Judges Total Program Component Score (factored)															66.93
Deductions:															0.00

JUDGES DETAILS PER SKATER

PAIRS FREE SKATING

Rank	Name	Nation	Starting Number	Total Segment Score	Total Element Score	Total Program Component Score (factored)	Total Deductions									
3	Lia PEREIRA / Trennt MICHAUD	CAN	6	121.84	61.99	60.85	-1.00									
#	Executed Elements	Info	Base Value	GOE	J1	J2	J3	J4	J5	J6	J7	J8	J9	Ref.	Scores of Panel	
1	3Tw2		5.40	0.62	2	-1	1	1	1	2	3	0	1		6.02	
2	3T+2A+2A<<+SEQ	<<	8.60	-1.44	-5	-3	-3	-3	-3	-3	-3	-5	-4		7.16	
3	3S		4.30	-0.61	-1	-1	-2	-2	0	-1	-2	-2	-1		3.69	
4	3Li4		5.10	1.09	2	2	2	2	2	3	2	2	3		6.19	
5	3LoTh	F	5.00	-2.50	-5	-5	-5	-5	-5	-5	-5	-5	-5		2.50	
6	BiDs4		4.00	0.69	2	1	2	0	1	2	2	2	2		4.69	
7	5ALi4		7.00	1.50	2	2	3	3	2	2	2	2	1		8.50	
8	ChSq1		3.00	1.14	2	2	3	2	2	3	2	3	2		4.14	
9	3STh		4.40	0.94	3	1	2	2	2	3	2	2	2		5.34	
10	5RLi4		7.00	1.10	1	2	1	1	1	2	2	2	2		8.10	
11	PCoSp4		4.50	1.16	2	2	3	2	2	3	3	3	3		5.66	
			58.30												61.99	
Program Components				Factor												
Composition				2.67	8.25	7.75	8.00	7.00	7.25	7.25	7.50	8.25	7.75			7.68
Presentation				2.67	8.00	7.75	8.00	7.00	7.00	7.00	7.50	7.75	7.75			7.54
Skating Skills				2.67	7.75	7.75	7.50	7.00	7.25	7.25	7.75	8.25	7.75			7.57
Judges Total Program Component Score (factored)															60.85	
Deductions:				Falls	-1.00 (1)											-1.00

Rank	Name	Nation	Starting Number	Total Segment Score	Total Element Score	Total Program Component Score (factored)	Total Deductions									
4	Katie McBEATH / Daniil PARKMAN	USA	1	117.25	62.99	54.26	0.00									
#	Executed Elements	Info	Base Value	GOE	J1	J2	J3	J4	J5	J6	J7	J8	J9	Ref.	Scores of Panel	
1	3Tw3		5.70	1.38	3	2	3	3	2	3	2	2	2		7.08	
2	3T+2A+2A+SEQ		10.80	-0.78	-2	-2	-3	-2	-2	-2	-1	-2	-1		10.02	
3	2S		1.30	-0.33	-3	-3	-4	-4	-4	-1	-2	-1	-1		0.97	
4	3LoTh		5.00	1.36	3	2	3	2	3	3	3	3	2		6.36	
5	5ALi4		7.00	1.30	2	2	2	1	2	3	1	2	2		8.30	
6	FiDs4		3.80	0.71	2	2	2	2	2	2	1	2	1		4.51	
7	PCoSp4		4.50	0.06	2	-1	0	1	0	0	0	0	0		4.56	
8	3LzTh		5.30	-0.15	-1	0	-1	0	1	-1	0	0	0		5.15	
9	3Li3		4.70	0.67	3	2	1	1	1	2	2	1	1		5.37	
10	5RLi3		6.60	0.28	0	0	0	0	1	1	1	1	0		6.88	
11	ChSq1		3.00	0.79	1	1	0	2	2	2	2	3	1		3.79	
			57.70												62.99	
Program Components				Factor												
Composition				2.67	6.50	6.50	6.25	6.00	7.00	7.25	6.50	7.25	7.00			6.71
Presentation				2.67	6.75	6.75	5.75	6.00	7.25	7.00	6.50	7.25	7.25			6.79
Skating Skills				2.67	6.75	6.75	6.50	6.25	7.00	6.75	6.75	7.75	7.25			6.82
Judges Total Program Component Score (factored)															54.26	
Deductions:															0.00	

JUDGES DETAILS PER SKATER

PAIRS FREE SKATING

Rank	Name	Nation	Starting Number	Total Segment Score	Total Element Score	Total Program Component Score (factored)	Total Deductions									
5	Ioulia CHTCHETININA / Michal WOZNIAK	POL	5	115.93	57.68	58.25	0.00									
#	Executed Elements	Info	Base Value	GOE	J1	J2	J3	J4	J5	J6	J7	J8	J9	Ref.	Scores of Panel	
1	3Tw2		5.40	0.46	2	0	1	0	1	2	1	1	0		5.86	
2	3T		4.20	-0.42	-1	-1	-1	-1	0	-1	-1	-1	-1		3.78	
3	2A+SEQ+1A*+1A*	* *	3.30	-1.65	-5	-5	-5	-5	-5	-5	-5	-5	-5		1.65	
4	3FTh		5.30	-0.61	-1	-2	-1	-3	0	-2	0	-1	-1		4.69	
5	5RLi4		7.00	1.40	2	2	2	2	2	3	2	2	2		8.40	
6	3STh		4.40	0.44	1	1	0	0	1	2	2	1	1		4.84	
7	ChSq1		3.00	1.29	3	2	1	2	3	3	3	3	2		4.29	
8	FiDs3		3.50	0.70	2	2	2	2	2	3	2	2	2		4.20	
9	5ALi4		7.00	1.60	3	2	2	2	2	3	3	2	2		8.60	
10	3Li4		5.10	0.87	2	2	1	2	1	3	2	2	1		5.97	
11	PCoSp4		4.50	0.90	2	1	1	2	2	3	3	2	2		5.40	
			52.70												57.68	
Program Components				Factor												
Composition				2.67	7.25	7.75	6.50	6.50	7.25	7.50	7.25	7.50	7.25	7.50		7.21
Presentation				2.67	7.50	7.75	7.00	6.75	7.50	7.25	7.00	7.25	7.50		7.29	
Skating Skills				2.67	7.25	7.50	6.75	7.00	7.50	7.25	7.25	7.50	7.50		7.32	
Judges Total Program Component Score (factored)															58.25	

Deductions:

0.00

Rank	Name	Nation	Starting Number	Total Segment Score	Total Element Score	Total Program Component Score (factored)	Total Deductions									
6	Camille KOVALEV / Pavel KOVALEV	FRA	3	103.10	49.93	54.17	-1.00									
#	Executed Elements	Info	Base Value	GOE	J1	J2	J3	J4	J5	J6	J7	J8	J9	Ref.	Scores of Panel	
1	3Tw1		5.10	-0.22	1	-1	-1	0	0	-1	0	-1	0		4.88	
2	2S		1.30	0.07	1	1	0	0	0	0	1	1	1		1.37	
3	3T<<+COMBO	F <	3.36	-1.68	-5	-5	-5	-5	-5	-5	-5	-5	-5		1.68	
4	5ALi4		7.00	0.50	0	2	1	1	1	0	1	1	0		7.50	
5	BiDs3		3.70	0.26	1	1	2	0	-1	1	0	1	1		3.96	
6	PCoSp3		4.00	0.74	2	3	3	2	1	2	1	2	1		4.74	
7	3FTh		5.30	-0.83	-2	-1	-1	-2	-2	-2	-2	-1	-1		4.47	
8	ChSq1		3.00	0.79	2	2	2	1	1	2	2	1	1		3.79	
9	5RLi3		6.60	0.57	0	1	0	1	0	1	1	2	2		7.17	
10	3STh		4.40	0.00	0	0	0	0	0	1	0	0	0		4.40	
11	3Li4		5.10	0.87	1	2	2	2	1	2	2	2	1		5.97	
			48.86												49.93	
Program Components				Factor												
Composition				2.67	6.75	7.50	6.50	6.00	7.00	6.75	6.50	7.00	7.00		6.79	
Presentation				2.67	7.25	7.25	6.75	6.00	6.75	6.50	6.50	6.75	6.75		6.75	
Skating Skills				2.67	7.00	7.25	6.50	6.50	6.50	6.50	6.50	6.50	7.25	7.00		6.75
Judges Total Program Component Score (factored)															54.17	
Deductions:			Falls	-1.00 (1)											-1.00	

JUDGES DETAILS PER SKATER

PAIRS FREE SKATING

Rank	Name	Nation	Starting Number	Total Segment Score	Total Element Score	Total Program Component Score (factored)	Total Deductions									
7	Isabella GAMEZ / Aleksandr KOROVIN	PHI	2	100.61	49.25	52.36	-1.00									
#	Executed Elements	Info	Base Value	GOE	J1	J2	J3	J4	J5	J6	J7	J8	J9	Ref.	Scores of Panel	
1	3Tw2		5.40	1.39	4	3	2	3	2	3	2	3	2		6.79	
2	3S<<	F <<	1.30	-0.65	-5	-5	-5	-5	-5	-5	-5	-5	-5		0.65	
3	2T+REP		0.91	0.09	1	1	0	0	1	2	1	1	0		1.00	
4	5ALi4		7.00	0.70	2	1	0	0	1	2	1	1	1		7.70	
5	3LoTh		5.00	0.71	1	1	0	1	2	3	2	2	1		5.71	
6	5RLi3		6.60	0.28	2	0	-1	0	0	2	1	0	0		6.88	
7	3STh		4.40	-0.94	-2	-2	-2	-3	-3	-2	-2	-2	-2		3.46	
8	PCoSp4		4.50	0.13	1	1	-1	0	-1	1	1	0	0		4.63	
9	ChSq1		3.00	0.93	2	1	2	3	1	2	2	2	2		3.93	
10	3Li3		4.70	0.20	0	0	1	1	0	1	1	0	0		4.90	
11	FiDs3		3.50	0.10	0	0	-1	0	1	2	1	0	0		3.60	
			46.31												49.25	
Program Components				Factor												
Composition				2.67	6.00	6.25	6.00	6.75	6.50	7.25	6.25	7.25	6.25	6.46		
Presentation				2.67	6.25	6.50	6.75	6.75	6.75	6.75	6.25	6.75	6.50	6.61		
Skating Skills				2.67	6.25	6.25	6.75	6.50	6.50	6.75	6.25	7.00	6.75	6.54		
Judges Total Program Component Score (factored)															52.36	
Deductions:				Falls	-1.00 (1)											-1.00

Rank	Name	Nation	Starting Number	Total Segment Score	Total Element Score	Total Program Component Score (factored)	Total Deductions										
8	Yuchen WANG / Lei ZHU	CHN	4	81.76	36.66	45.10	0.00										
#	Executed Elements	Info	Base Value	GOE	J1	J2	J3	J4	J5	J6	J7	J8	J9	Ref.	Scores of Panel		
1	3T+2T+1T		5.90	0.06	1	0	-1	0	0	0	0	1	0		5.96		
2	3Tw2		5.40	-1.00	-1	-3	-3	-2	-3	-2	0	-1	-1		4.40		
3	3S<<	<<	1.30	-0.65	-5	-5	-5	-5	-5	-4	-5	-5	-5		0.65		
4	5RLi4		7.00	-1.10	-2	-2	-2	-1	-2	-1	0	-2	-1		5.90		
5	3LoTh		5.00	-1.64	-3	-3	-4	-3	-4	-3	-4	-3	-3		3.36		
6	3STh		4.40	-0.57	-2	-2	-1	-1	-3	-1	-1	-1	-1		3.83		
7	FiDs1		2.90	-0.21	-2	1	0	0	-2	0	0	-2	-1		2.69		
8	3Li4		5.10	-1.09	-3	-2	-4	-4	-2	-1	0	-2	-1		4.01		
9	PCoSp		0.00	0.00	-	-	-	-	-	-	-	-	-		0.00		
10	ChSq1		3.00	-0.43	-2	0	-1	1	-1	-2	0	-1	-1		2.57		
11	4Li3		4.70	-1.41	-2	-3	-4	-4	-3	-2	-1	-4	-3		3.29		
			44.70												36.66		
Program Components				Factor													
Composition				2.67	5.75	6.00	5.25	5.50	5.75	5.75	5.75	6.25	5.75	5.50	5.71		
Presentation				2.67	5.50	6.25	5.75	5.50	5.75	5.25	6.00	5.25	5.00	5.57			
Skating Skills				2.67	5.50	5.75	5.50	5.75	5.50	5.50	6.00	5.75	5.25	5.61			
Judges Total Program Component Score (factored)															45.10		
Deductions:															0.00		

Legend:								
#	Sequence number	GOE	Grade of Execution	Jx	Judges (x=1-9)	Ref.	Referee	
*	Invalid element	<	Under-rotated jump	<<	Downgraded jump	REP	Jump repetition	
F	Fall							



Cup of China 2024

November 22 - 24, 2024 Chongqing / CHN



CUP OF CHINA
ISU GRAND PRIX OF FIGURE SKATING

Dear Figure Skating Family,

On behalf of the Chinese Figure Skating Association and Organizing Committee, I would like to express my sincere congratulations and gratitude to all the skaters who participated in this event. Your elegant, confident, and passionate performances have lit up the enthusiasm of the Chongqing spectators and made this week a remarkable memory for everyone present.

I would like to express my sincere gratitude to the International Skating Union and the participating ISU Member Federations. It is you who have given us the utmost trust and support during the event preparation. At the same time, we would like to thank the Administration of Sports of Chongqing, and other organizations for their preparation and full support for this event. We also want to thank the volunteers and media friends who have reported this event. It is the support and help of all of you that ensures the successful holding of the event.

Our dear friends, we hope your stay in Chongqing has been filled with unique and memorable experience, and we look forward to welcoming you back to China!

Xue SHEN

President of Chinese Figure Skating Association

Chairman of Organizing Committee