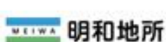


## JUDGES DETAILS PER SKATER

### MEN FREE SKATING

Rank	Name	Nation	Starting Number	Total Segment Score	Total Element Score	Total Program Component Score (factored)								Total Deductions		
1	Daniel GRASSL	ITA	7	180.64	100.81	79.83								0.00		
#	Executed Elements	Info	Base Value	GOE	J1	J2	J3	J4	J5	J6	J7	J8	J9	Ref.	Scores of Panel	
1	4Lz		11.50	1.64	1	2	2	1	2	1	1	2	1		13.14	
2	4Loq	q	10.50	-2.25	-2	-2	-2	-3	-2	-2	-2	-3	-2		8.25	
3	4S		9.70	0.55	1	1	0	1	0	0	1	1	0		10.25	
4	3A+3T		12.20	1.71	2	2	3	2	3	2	2	2	1		13.91	
5	ChSq1		3.00	0.71	2	2	1	1	2	3	1	1	1		3.71	
6	3A+2A+2A+SEQ		16.06	x 1.37	2	2	2	1	2	2	2	1	1		17.43	
7	3Lo+3T		10.01	x 0.91	2	2	1	2	2	2	2	2	1		10.92	
8	FCCoSp4		3.50	0.70	3	2	2	1	2	2	2	2	2		4.20	
9	3Lz		6.49	x 0.59	0	1	1	1	1	2	1	1	1		7.08	
10	StSq3		3.30	0.66	3	2	2	1	2	2	2	2	2		3.96	
11	CCoSp4		3.50	0.95	3	3	4	2	3	3	3	2	2		4.45	
12	CSSp4		3.00	0.51	3	2	2	1	2	3	0	-1	2		3.51	
			<b>92.76</b>												<b>100.81</b>	
Program Components				Factor												
Composition				3.33	8.50	7.75	8.25	7.75	7.75	8.75	7.75	7.75	7.75	7.75		7.93
Presentation				3.33	8.50	8.25	8.00	8.00	7.75	8.75	8.25	7.75	8.00		8.11	
Skating Skills				3.33	8.25	8.00	8.00	8.00	7.50	8.50	7.75	7.75	7.75		7.93	
<b>Judges Total Program Component Score (factored)</b>															<b>79.83</b>	
<b>Deductions:</b>															<b>0.00</b>	
Rank	Name	Nation	Starting Number	Total Segment Score	Total Element Score	Total Program Component Score (factored)								Total Deductions		
2	Kevin AYMOZ	FRA	10	174.02	85.97	89.05								-1.00		
#	Executed Elements	Info	Base Value	GOE	J1	J2	J3	J4	J5	J6	J7	J8	J9	Ref.	Scores of Panel	
1	4T	F	9.50	-4.75	-5	-5	-5	-5	-5	-5	-5	-5	-5		4.75	
2	4T+2T		10.80	-1.49	-2	0	-2	-2	-2	-1	-1	-1	-2		9.31	
3	3Lz		5.90	0.93	2	2	2	2	1	2	1	1	1		6.83	
4	3A+2A+SEQ		11.30	2.06	3	3	4	3	3	2	2	2	2		13.36	
5	FCCoSp4		3.50	1.00	3	3	3	3	3	2	3	2	3		4.50	
6	StSq4		3.90	1.28	3	4	3	5	3	3	3	3	4		5.18	
7	3A		8.80	x 2.63	3	4	4	3	3	3	4	3	3		11.43	
8	3T+1Eu+3S		9.90	x 0.98	3	3	3	2	0	2	2	1	3		10.88	
9	3F!	!	5.83	x 0.23	0	1	0	0	1	1	0	1	0		6.06	
10	CCSp4		3.20	0.82	3	3	3	2	3	2	3	2	2		4.02	
11	ChSq1		3.00	2.00	4	4	4	4	4	4	4	4	4		5.00	
12	CCoSp4		3.50	1.15	4	4	4	3	3	3	3	3	3		4.65	
			<b>79.13</b>												<b>85.97</b>	
Program Components				Factor												
Composition				3.33	9.00	8.75	8.75	9.00	8.50	9.25	9.00	9.50	9.00		8.96	
Presentation				3.33	8.75	8.75	8.75	9.25	8.75	9.00	9.00	9.25	9.25		8.96	
Skating Skills				3.33	8.75	8.75	8.75	8.75	8.75	9.00	8.75	9.25	9.00		8.82	
<b>Judges Total Program Component Score (factored)</b>															<b>89.05</b>	
<b>Deductions:</b>				Falls	-1.00 (1)											<b>-1.00</b>

#### Official Partners:



## JUDGES DETAILS PER SKATER

### MEN FREE SKATING

Rank	Name	Nation	Starting Number	Total Segment Score	Total Element Score	Total Program Component Score (factored)	Total Deductions									
3	Sota YAMAMOTO	JPN	9	167.48	87.12	81.36	-1.00									
#	Executed Elements	Info	Base Value	GOE	J1	J2	J3	J4	J5	J6	J7	J8	J9	Ref.	Scores of Panel	
1	3Lo		4.90	1.05	3	2	2	2	3	2	2	2	2		5.95	
2	4S		9.70	-1.11	-3	0	-1	-1	-2	-1	-1	-1	-1		8.59	
3	4T+3T		13.70	1.63	2	2	1	1	2	2	2	2	1		15.33	
4	3A+1Eu+3S		12.80	1.37	2	2	1	2	-1	3	1	2	2		14.17	
5	ChSq1		3.00	1.14	2	2	2	2	3	1	3	2	3		4.14	
6	FCSp4		3.20	0.82	3	3	2	2	3	1	3	2	3		4.02	
7	3A<	F <	7.04	x -3.20	-5	-5	-5	-5	-5	-5	-5	-5	-5		3.84	
8	4T		10.45	x 0.14	0	1	0	-1	2	0	1	0	-1		10.59	
9	3Fq+2A+SEQ	q	9.46	x -1.06	-3	-2	-2	-2	-2	-2	-2	-2	-2		8.40	
10	StSq3		3.30	0.85	3	3	3	2	3	2	3	2	2		4.15	
11	CSSp4		3.00	0.69	1	3	3	2	3	1	3	2	2		3.69	
12	CCoSp4		3.50	0.75	2	3	3	1	3	1	3	2	1		4.25	
			<b>84.05</b>												<b>87.12</b>	
<b>Program Components</b>				<b>Factor</b>												
Composition				3.33	8.00	8.00	8.25	7.75	8.00	7.50	8.50	7.75	8.25	8.00	8.50	8.00
Presentation				3.33	7.75	8.25	8.25	7.75	8.25	7.50	8.50	8.00	8.50	8.00	8.50	8.11
Skating Skills				3.33	8.50	8.50	8.25	8.25	8.25	7.75	8.25	8.25	8.25	8.75	8.32	
<b>Judges Total Program Component Score (factored)</b>															<b>81.36</b>	
<b>Deductions:</b>				Falls	-1.00 (1)											<b>-1.00</b>
Rank	Name	Nation	Starting Number	Total Segment Score	Total Element Score	Total Program Component Score (factored)	Total Deductions									
4	Lukas BRITSCHGI	SUI	8	166.26	84.34	81.92	0.00									
#	Executed Elements	Info	Base Value	GOE	J1	J2	J3	J4	J5	J6	J7	J8	J9	Ref.	Scores of Panel	
1	4T+3T		13.70	1.36	1	2	2	1	2	2	1	1	1		15.06	
2	2T		1.30	0.07	1	1	0	0	0	1	1	1	0		1.37	
3	3A+2A+2A+SEQ		14.60	1.83	2	2	3	2	3	2	3	2	2		16.43	
4	3Lo		4.90	0.84	2	3	2	1	2	2	1	2	1		5.74	
5	CCoSp4		3.50	1.05	4	3	3	2	3	3	3	3	3		4.55	
6	CSSp4		3.00	0.77	3	3	3	2	3	3	2	2	2		3.77	
7	3A		8.80	x 1.26	2	2	2	1	1	2	2	1	1		10.06	
8	3Lz+2T		7.92	x -0.25	-1	0	0	-1	-1	-1	0	0	0		7.67	
9	3F		5.83	x 0.91	2	2	2	1	1	2	2	2	1		6.74	
10	StSq3		3.30	0.90	3	3	3	3	3	2	2	2	3		4.20	
11	FCCoSp4		3.50	0.75	3	3	2	2	2	2	2	2	2		4.25	
12	ChSq1		3.00	1.50	3	3	3	3	3	2	3	3	3		4.50	
			<b>73.35</b>												<b>84.34</b>	
<b>Program Components</b>				<b>Factor</b>												
Composition				3.33	8.25	8.00	8.25	8.25	8.00	8.50	8.00	8.00	8.50	8.50	8.18	
Presentation				3.33	8.25	8.25	8.25	8.25	7.75	8.25	8.25	8.00	8.75	8.21		
Skating Skills				3.33	8.50	8.25	8.00	8.00	8.00	8.50	8.25	7.75	8.50	8.21		
<b>Judges Total Program Component Score (factored)</b>															<b>81.92</b>	
<b>Deductions:</b>															<b>0.00</b>	

### Official Partners:

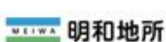



## JUDGES DETAILS PER SKATER

### MEN FREE SKATING

Rank	Name	Nation	Starting Number	Total Segment Score	Total Element Score	Total Program Component Score (factored)		Total Deductions								
5	Yuma KAGIYAMA	JPN	12	159.12	75.73	83.39		0.00								
#	Executed Elements	Info	Base Value	GOE	J1	J2	J3	J4	J5	J6	J7	J8	J9	Ref.	Scores of Panel	
1	2F<<	<<	0.50	-0.25	-5	-5	-5	-5	-5	-5	-5	-5	-5		0.25	
2	4S		9.70	-2.22	-2	-2	-3	-3	-3	-2	-1	-2	-2		7.48	
3	4T+3T		13.70	2.99	4	3	3	4	3	3	3	3	3		16.69	
4	3A		8.00	-2.86	-3	-4	-5	-3	-4	-3	-3	-4	-4		5.14	
5	FCSSp4		3.00	0.64	2	2	3	2	2	3	2	2	1		3.64	
6	4T		10.45	x 2.85	3	3	3	3	3	3	3	3	3		13.30	
7	3A+REP		6.16	x -1.60	-2	-2	0	-3	-2	-2	-2	-2	-2		4.56	
8	3F+2T		7.26	x 0.76	1	1	2	1	2	2	1	1	2		8.02	
9	StSq4		3.90	1.39	3	3	4	4	4	4	3	3	4		5.29	
10	ChSq1		3.00	1.43	2	2	3	4	4	3	3	2	3		4.43	
11	CCoSp4		3.50	0.20	0	-1	0	0	2	1	1	0	2		3.70	
12	FCCoSp4V		2.63	0.60	2	2	3	2	2	3	3	2	2		3.23	
			<b>71.80</b>												<b>75.73</b>	
Program Components				Factor												
Composition				3.33	8.25	7.50	8.25	8.50	8.00	8.50	8.75	7.75	8.75			8.29
Presentation				3.33	8.00	7.75	8.25	8.50	8.00	8.25	8.50	7.75	9.00			8.18
Skating Skills				3.33	8.50	8.00	8.50	8.75	8.50	8.75	8.50	8.50	9.00			8.57
<b>Judges Total Program Component Score (factored)</b>														<b>83.39</b>		
<b>Deductions:</b>														<b>0.00</b>		
Rank	Name	Nation	Starting Number	Total Segment Score	Total Element Score	Total Program Component Score (factored)		Total Deductions								
6	Aleksandr SELEVKO	EST	5	147.79	70.64	78.15		-1.00								
#	Executed Elements	Info	Base Value	GOE	J1	J2	J3	J4	J5	J6	J7	J8	J9	Ref.	Scores of Panel	
1	4T		9.50	2.04	2	2	3	2	3	2	2	2	2		11.54	
2	2T+3T		5.50	0.66	1	1	2	1	2	1	2	2	2		6.16	
3	3Lo		4.90	1.05	3	2	2	1	3	2	2	2	2		5.95	
4	3Aq	F q	8.00	-4.00	-5	-5	-5	-5	-5	-5	-5	-5	-5		4.00	
5	CCSp4		3.20	0.27	3	0	1	1	2	-1	0	1	1		3.47	
6	StSq4		3.90	1.00	3	2	3	3	3	1	2	2	3		4.90	
7	1A+3T		5.83	x 0.18	1	0	0	0	1	0	1	1	0		6.01	
8	3Lz+2A+2A+SEQ		13.75	x 1.01	2	2	2	1	3	0	2	2	1		14.76	
9	3F!q	! q	5.83	x -2.35	-5	-4	-5	-4	-5	-5	-4	-4	-4		3.48	
10	FSSp3		2.60	0.30	1	1	2	0	1	1	2	1	1		2.90	
11	ChSq1		3.00	1.21	3	2	3	3	4	2	2	2	2		4.21	
12	CCoSp3		3.00	0.26	0	2	-1	0	2	1	1	1	1		3.26	
			<b>69.01</b>												<b>70.64</b>	
Program Components				Factor												
Composition				3.33	7.75	7.50	7.75	8.00	7.75	7.75	7.75	7.75	8.00			7.75
Presentation				3.33	7.75	7.50	8.25	8.25	7.50	7.50	8.25	7.50	8.25			7.86
Skating Skills				3.33	8.00	7.75	7.50	7.75	7.75	7.75	7.75	8.00	8.00	8.50		7.86
<b>Judges Total Program Component Score (factored)</b>														<b>78.15</b>		
<b>Deductions:</b>				Falls	-1.00 (1)										<b>-1.00</b>	

#### Official Partners:



## JUDGES DETAILS PER SKATER

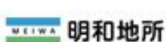
### MEN FREE SKATING

Rank	Name	Nation	Starting Number	Total Segment Score	Total Element Score	Total Program Component Score (factored)	Total Deductions								
7	Kazuki TOMONO	JPN	11	147.63	65.98	82.65	-1.00								
#	Executed Elements	Info	Base Value	GOE	J1	J2	J3	J4	J5	J6	J7	J8	J9	Ref.	Scores of Panel
1	4T+2T		10.80	2.44	3	2	3	3	3	2	2	2	3		13.24
2	4T		9.50	2.31	2	3	3	2	3	3	2	2	2		11.81
3	2S		1.30	0.02	0	1	0	0	0	1	0	0	0		1.32
4	3Lo		4.90	0.91	2	3	2	1	2	2	1	2	2		5.81
5	FCSp4		3.20	0.69	2	2	3	2	3	2	2	1	2		3.89
6	ChSq1		3.00	0.86	0	3	2	1	2	3	1	1	2		3.86
7	3A	F	8.80	x -4.00	-5	-5	-5	-5	-5	-5	-5	-5	-5		4.80
8	3F+2A+SEQ		9.46	x 0.76	1	2	2	1	2	2	1	0	1		10.22
9	1A		1.21	x -0.03	0	-1	-1	0	0	0	0	0	-1		1.18
10	StSq4		3.90	1.23	2	3	3	4	3	3	4	3	3		5.13
11	CSSp3		2.60	0.26	0	2	1	1	1	2	1	0	1		2.86
12	CCoSp1		2.00	-0.14	0	0	-2	-1	-1	1	-1	0	-3		1.86
			<b>60.67</b>												<b>65.98</b>
<b>Program Components</b>				<b>Factor</b>											
	Composition		3.33	8.00	8.25	8.25	8.25	7.75	8.25	8.25	8.00	8.50	8.50		8.18
	Presentation		3.33	7.75	8.50	8.25	8.00	8.00	8.50	8.50	8.00	8.75	8.75		8.25
	Skating Skills		3.33	8.50	8.50	8.50	8.00	8.00	8.50	8.25	8.50	8.75		8.39	
<b>Judges Total Program Component Score (factored)</b>				<b>82.65</b>											
<b>Deductions:</b>			Falls	-1.00 (1)											<b>-1.00</b>

Rank	Name	Nation	Starting Number	Total Segment Score	Total Element Score	Total Program Component Score (factored)	Total Deductions								
8	Vladimir SAMOILOV	POL	4	140.01	68.18	71.83	0.00								
#	Executed Elements	Info	Base Value	GOE	J1	J2	J3	J4	J5	J6	J7	J8	J9	Ref.	Scores of Panel
1	4Lz		11.50	2.79	2	2	3	2	3	1	3	3	2		14.29
2	2S		1.30	-0.02	0	0	0	0	-2	0	0	-1	0		1.28
3	A		0.00	0.00	-	-	-	-	-	-	-	-	-		0.00
4	3Lo		4.90	0.63	1	0	2	1	2	0	2	2	1		5.53
5	CCSp4		3.20	0.41	1	2	2	1	3	1	1	1	1		3.61
6	3F+3T		10.45	x 0.76	1	1	3	1	2	0	1	3	1		11.21
7	3Lz+3T		11.11	x 0.84	2	1	2	1	2	1	1	2	1		11.95
8	3F+1Eu+2S		7.81	x 0.23	1	0	2	1	-1	0	0	1	0		8.04
9	FSSp3		2.60	-0.22	-2	-1	-1	-1	0	0	-1	0	-2		2.38
10	ChSq1		3.00	0.57	-1	0	1	1	2	0	2	2	2		3.57
11	StSq3		3.30	0.38	0	0	1	1	2	0	2	2	2		3.68
12	CCoSp3V		2.25	0.39	0	2	3	1	1	2	2	2	2		2.64
			<b>61.42</b>												<b>68.18</b>
<b>Program Components</b>				<b>Factor</b>											
	Composition		3.33	6.75	6.75	7.25	7.25	7.50	6.75	7.00	7.25	7.00		7.04	
	Presentation		3.33	6.25	6.75	7.00	7.25	7.50	6.75	7.50	7.50	7.25		7.14	
	Skating Skills		3.33	7.50	7.00	7.25	7.50	7.50	7.00	7.50	7.50	7.50		7.39	
<b>Judges Total Program Component Score (factored)</b>				<b>71.83</b>											
<b>Deductions:</b>														<b>0.00</b>	

#### Official Partners:




## JUDGES DETAILS PER SKATER

### MEN FREE SKATING

Rank	Name	Nation	Starting Number	Total Segment Score	Total Element Score	Total Program Component Score (factored)							Total Deductions			
9	Camden PULKINEN	USA	3	130.84	57.81	73.03							0.00			
#	Executed Elements	Info	Base Value	GOE	J1	J2	J3	J4	J5	J6	J7	J8	J9	Ref.	Scores of Panel	
1	3A+1Eu+2S		9.80	0.91	2	0	2	1	0	2	1	1	1		10.71	
2	1Lz		0.60	-0.16	-3	-4	-3	-3	-2	-3	-2	-2	-3		0.44	
3	3Aq	q	8.00	-3.66	-4	-4	-5	-5	-5	-5	-4	-5	-4		4.34	
4	3Lo		4.90	0.07	0	0	0	0	1	1	0	0	0		4.97	
5	FCSp3		2.80	0.24	1	1	1	0	1	1	1	1	0		3.04	
6	StSq4		3.90	0.56	0	1	1	1	2	2	2	1	2		4.46	
7	3Lz		6.49	x 1.18	2	2	2	1	3	2	2	2	2		7.67	
8	2Lz		2.31	x 0.09	0	0	0	0	1	1	1	0	1		2.40	
9	3F!+2A+SEQ	!	9.46	x 0.00	-1	0	0	0	0	0	0	0	0		9.46	
10	CSSp2		2.30	0.30	2	1	0	1	2	2	1	1	1		2.60	
11	ChSq1		3.00	1.07	2	2	2	1	3	2	3	1	3		4.07	
12	CCoSp4		3.50	0.15	1	1	-1	-1	1	1	1	1	-1		3.65	
			<b>57.06</b>												<b>57.81</b>	
Program Components				Factor												
Composition				3.33	6.75	7.25	7.25	7.25	7.50	7.50	7.50	7.25	6.75	7.25		7.21
Presentation				3.33	6.50	7.25	7.25	7.50	7.75	7.25	7.50	7.00	7.25		7.29	
Skating Skills				3.33	7.50	7.50	7.25	7.50	7.50	7.25	7.50	7.00	7.50		7.43	
<b>Judges Total Program Component Score (factored)</b>														<b>73.03</b>		
<b>Deductions:</b>														<b>0.00</b>		
Rank	Name	Nation	Starting Number	Total Segment Score	Total Element Score	Total Program Component Score (factored)							Total Deductions			
10	Makar SUNTSEV	FIN	2	120.90	52.57	69.33							-1.00			
#	Executed Elements	Info	Base Value	GOE	J1	J2	J3	J4	J5	J6	J7	J8	J9	Ref.	Scores of Panel	
1	2A+1Eu+3S		8.10	0.43	2	0	1	1	0	1	2	2	0		8.53	
2	3Lz!+2T	!	7.20	-0.17	-1	-1	0	-1	0	0	0	0	0		7.03	
3	2Lo		1.70	0.02	0	0	0	0	0	1	0	1	0		1.72	
4	2Lz		2.10	0.06	0	0	1	0	1	0	1	0	0		2.16	
5	CCSp3		2.80	0.12	1	0	0	0	1	0	1	0	1		2.92	
6	ChSq1		3.00	0.79	2	1	1	2	2	0	2	2	1		3.79	
7	3F+2A+SEQ		9.46	x 0.68	1	1	2	1	1	1	2	2	1		10.14	
8	3F	F	5.83	x -2.65	-5	-5	-5	-5	-5	-5	-5	-5	-5		3.18	
9	3T		4.62	x -1.26	-3	-3	-3	-3	-3	-4	-3	-3	-3		3.36	
10	StSq3		3.30	0.47	1	1	1	2	2	0	1	2	2		3.77	
11	FSSp3		2.60	0.33	1	1	1	0	1	2	2	2	1		2.93	
12	CCoSp3		3.00	0.04	0	0	-1	1	0	0	1	0	0		3.04	
			<b>53.71</b>												<b>52.57</b>	
Program Components				Factor												
Composition				3.33	6.50	6.75	7.00	7.50	7.25	6.50	7.00	7.00	7.50		7.00	
Presentation				3.33	6.75	7.00	7.00	7.25	7.00	6.25	6.75	6.75	7.25		6.93	
Skating Skills				3.33	7.00	7.00	7.25	6.75	7.25	6.25	6.00	7.00	7.00		6.89	
<b>Judges Total Program Component Score (factored)</b>														<b>69.33</b>		
<b>Deductions:</b>				Falls	-1.00 (1)										<b>-1.00</b>	

#### Official Partners:



## JUDGES DETAILS PER SKATER

### MEN FREE SKATING

Rank	Name	Nation	Starting Number	Total Segment Score	Total Element Score	Total Program Component Score (factored)	Total Deductions									
11	Valtter VIRTANEN	FIN	1	108.97	45.60	63.37	0.00									
#	Executed Elements	Info	Base Value	GOE	J1	J2	J3	J4	J5	J6	J7	J8	J9	Ref.	Scores of Panel	
1	4T<	<	7.60	-3.80	-4	-5	-5	-5	-5	-5	-5	-5	-5		3.80	
2	1Lz		0.60	-0.07	-2	-1	-1	-1	-1	-1	-1	-1	-2		0.53	
3	3F		5.30	-0.91	-1	-1	-2	-2	-2	-1	-2	-2	-2		4.39	
4	3T+3T		8.40	0.90	3	2	2	1	2	2	3	2	2		9.30	
5	ChSq1		3.00	0.64	2	2	1	1	2	1	1	1	1		3.64	
6	3Loq+1A+SEQ	q	6.60	x -2.24	-4	-5	-5	-5	-5	-5	-4	-4	-4		4.36	
7	3Lo		5.39	x 0.56	1	1	1	1	1	1	2	2	1		5.95	
8	2S		1.43	x -0.41	-3	-4	-3	-3	-3	-4	-2	-3	-3		1.02	
9	FCSp3		2.80	0.52	2	2	1	3	2	1	2	2	2		3.32	
10	StSq3		3.30	0.19	0	1	0	1	0	0	1	1	1		3.49	
11	FCCoSp2		2.50	0.00	0	0	0	-1	0	-1	1	1	0		2.50	
12	CCoSp3		3.00	0.30	1	1	0	1	1	1	1	1	1		3.30	
			<b>49.92</b>												<b>45.60</b>	
Program Components				Factor												
Composition				3.33	6.00	6.50	6.50	7.00	6.25	6.25	6.25	6.50	6.75			6.43
Presentation				3.33	5.75	6.50	6.25	6.50	6.00	5.75	6.00	6.00	6.75			6.14
Skating Skills				3.33	6.50	6.75	6.50	6.50	6.00	6.00	6.50	6.50	7.00			6.46
<b>Judges Total Program Component Score (factored)</b>														<b>63.37</b>		
<b>Deductions:</b>															<b>0.00</b>	

Legend:							
#	Sequence number	GOE	Grade of Execution	Jx	Judges (x=1-9)	Ref.	Referee
<	Under-rotated jump	<<	Downgraded jump	x	Credit for highlight distribution, base value multiplied by 1.1		
!	Not clear edge	REP	Jump repetition	F	Fall	q	Jump landed on the quarter

#### Official Partners:

