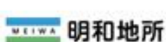


JUDGES DETAILS PER SKATER

WOMEN FREE SKATING

Rank	Name	Nation	Starting Number	Total Segment Score	Total Element Score	Total Program Component Score (factored)							Total Deductions			
1	Rino MATSUIKE	JPN	9	134.38	70.85	64.53							-1.00			
#	Executed Elements	Info	Base Value	GOE	J1	J2	J3	J4	J5	J6	J7	J8	J9	Ref.	Scores of Panel	
1	3Lo		4.90	1.19	3	3	2	2	2	3	2	3	2		6.09	
2	3Lz+3T+2T		11.40	1.18	2	3	2	1	2	2	2	2	2		12.58	
3	3F		5.30	1.29	2	3	2	3	2	3	2	3	2		6.59	
4	ChSq1		3.00	1.07	2	2	2	3	2	3	2	2	2		4.07	
5	2A		3.30	0.90	3	2	2	3	3	3	2	3	3		4.20	
6	FCCoSp4		3.50	1.05	3	2	3	3	3	3	3	3	3		4.55	
7	3Lz+2T		7.92	x 1.10	1	2	1	2	2	3	2	2	2		9.02	
8	3Fq+2A+SEQ	q	9.46	x 0.08	0	0	0	1	0	-1	0	0	1		9.54	
9	2S		1.43	x 0.13	1	1	1	1	1	1	1	1	0		1.56	
10	StSq3		3.30	1.04	4	2	3	3	3	4	3	3	3		4.34	
11	CCoSp4		3.50	1.30	3	3	4	4	4	4	4	4	3		4.80	
12	LSp4		2.70	0.81	3	3	2	3	3	5	3	3	3		3.51	
			59.71											70.85		
Program Components				Factor												
Composition				2.67	8.00	7.75	8.00	8.50	7.75	8.75	8.00	7.75	7.50			7.96
Presentation				2.67	7.50	7.75	8.25	8.75	8.00	8.75	7.75	7.75	7.75			8.00
Skating Skills				2.67	8.25	8.25	8.25	8.75	8.25	8.75	7.75	8.00	7.75			8.21
Judges Total Program Component Score (factored)															64.53	
Deductions:				Time violation -1.00											-1.00	
2	Hana YOSHIDA	JPN	12	131.59	69.10	63.49							-1.00			
#	Executed Elements	Info	Base Value	GOE	J1	J2	J3	J4	J5	J6	J7	J8	J9	Ref.	Scores of Panel	
1	3A<	F <	6.40	-3.20	-5	-5	-5	-5	-5	-5	-5	-5	-5		3.20	
2	3F!	!	5.30	0.38	0	2	1	1	0	1	1	0	1		5.68	
3	2A+3T		7.50	1.14	3	3	2	3	2	2	3	3	4		8.64	
4	3Loq	q	4.90	-0.84	-2	-2	-3	-1	-2	-2	-1	0	-2		4.06	
5	ChSq1		3.00	1.14	1	2	1	3	2	3	3	3	2		4.14	
6	FCCoSp4		3.50	0.70	2	2	2	2	2	2	2	2	1		4.20	
7	3Lz+2T		7.92	x 0.84	1	3	0	1	1	1	2	2	2		8.76	
8	3Lz		6.49	x 1.43	3	3	1	2	2	2	3	3	2		7.92	
9	3S+2A+2T+SEQ		9.79	x 0.43	1	2	0	0	1	1	2	2	0		10.22	
10	CCoSp4		3.50	0.70	2	2	2	2	2	2	2	2	2		4.20	
11	StSq4		3.90	1.00	3	2	2	3	2	3	2	3	3		4.90	
12	SSp4		2.50	0.68	3	3	2	3	3	3	2	2	3		3.18	
			64.70											69.10		
Program Components				Factor												
Composition				2.67	7.75	7.75	7.75	8.50	7.75	8.00	8.00	8.25	8.00			7.93
Presentation				2.67	7.50	7.50	8.00	8.50	7.75	7.75	8.00	8.50	7.75			7.89
Skating Skills				2.67	7.75	8.00	8.00	8.75	8.00	7.75	7.75	8.25	8.00			7.96
Judges Total Program Component Score (factored)															63.49	
Deductions:				Falls -1.00 (1)											-1.00	

Official Partners:

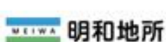



JUDGES DETAILS PER SKATER

WOMEN FREE SKATING

Rank	Name	Nation	Starting Number	Total Segment Score	Total Element Score	Total Program Component Score (factored)	Total Deductions									
3	Lara Naki GUTMANN	ITA	11	131.43	67.76	63.67	0.00									
#	Executed Elements	Info	Base Value	GOE	J1	J2	J3	J4	J5	J6	J7	J8	J9	Ref.	Scores of Panel	
1	3Lz+1Eu+3S		10.70	1.35	3	2	2	3	2	1	3	2	2		12.05	
2	3T+2A+SEQ		7.50	1.20	3	3	3	3	2	3	2	3	3		8.70	
3	3F		5.30	-0.68	1	-3	-2	-1	-1	-2	-1	-1	-1		4.62	
4	3S+2T		5.60	0.61	1	2	1	2	1	1	2	1	2		6.21	
5	ChSq1		3.00	1.07	2	2	2	2	2	3	2	2	3		4.07	
6	2Aq	q	3.30	-0.28	0	-1	-1	-1	-1	-1	-1	0	-1		3.02	
7	CCoSp4		3.50	0.70	2	2	3	2	2	2	2	2	2		4.20	
8	3Lz		6.49	x 1.43	3	2	2	3	2	3	2	3	2		7.92	
9	3Loq	q	5.39	x -0.91	-1	-2	-2	-2	-2	-2	-2	-1	-2		4.48	
10	StSq4		3.90	1.06	3	3	3	2	2	3	2	3	3		4.96	
11	CSp4		2.60	0.63	3	2	3	3	2	2	2	2	3		3.23	
12	FCCoSp4		3.50	0.80	3	3	2	2	2	3	2	2	2		4.30	
			60.78												67.76	
Program Components				Factor												
Composition				2.67	8.00	7.50	8.25	8.75	7.75	8.00	7.75	8.00	8.00	8.00		7.96
Presentation				2.67	7.75	7.50	8.25	8.75	8.00	7.75	7.75	8.25	7.75	8.00		7.93
Skating Skills				2.67	8.25	8.00	8.00	8.50	7.75	8.00	7.75	8.00	7.50			7.96
Judges Total Program Component Score (factored)															63.67	
Deductions:															0.00	
Rank	Name	Nation	Starting Number	Total Segment Score	Total Element Score	Total Program Component Score (factored)	Total Deductions									
4	Niina PETROKINA	EST	2	124.90	64.34	60.56	0.00									
#	Executed Elements	Info	Base Value	GOE	J1	J2	J3	J4	J5	J6	J7	J8	J9	Ref.	Scores of Panel	
1	2A+3T		7.50	0.90	2	2	2	3	1	3	2	2	2		8.40	
2	3Lz		5.90	1.10	1	2	2	2	2	2	2	3	1		7.00	
3	3Lo		4.90	0.98	2	2	2	2	2	2	2	2	2		5.88	
4	2F		1.80	0.08	0	1	0	1	1	0	0	1	0		1.88	
5	FCCoSp4		3.50	0.80	3	3	2	2	2	3	2	2	0		4.30	
6	3Lz+1Eu+3S<	<	10.82	x -1.35	-2	-3	-2	-2	-2	-2	-3	-3	-2		9.47	
7	3F+2T		7.26	x 0.38	1	2	1	1	0	2	0	0	0		7.64	
8	StSq3		3.30	0.71	2	2	2	3	2	3	2	2	1		4.01	
9	2A		3.63	x 0.57	2	2	1	2	2	2	1	1	2		4.20	
10	CCoSp4		3.50	0.75	2	3	3	2	2	2	2	2	2		4.25	
11	ChSq1		3.00	1.07	2	2	2	3	2	3	2	1	2		4.07	
12	LSp4		2.70	0.54	2	2	2	2	2	2	2	2	1		3.24	
			57.81												64.34	
Program Components				Factor												
Composition				2.67	7.25	7.75	7.75	8.50	7.50	8.25	6.75	7.50	7.50			7.64
Presentation				2.67	7.00	7.50	7.75	8.00	7.75	8.25	7.00	7.75	7.50			7.61
Skating Skills				2.67	6.75	7.50	7.50	7.75	7.75	8.00	6.50	7.50	7.25			7.43
Judges Total Program Component Score (factored)															60.56	
Deductions:															0.00	

Official Partners:




JUDGES DETAILS PER SKATER

WOMEN FREE SKATING

Rank	Name	Nation	Starting Number	Total Segment Score	Total Element Score	Total Program Component Score (factored)							Total Deductions		
5	Sarah EVERHARDT	USA	10	124.89	65.27	59.62							0.00		
#	Executed Elements	Info	Base Value	GOE	J1	J2	J3	J4	J5	J6	J7	J8	J9	Ref.	Scores of Panel
1	3Lz		5.90	1.43	3	3	2	2	2	3	2	2	3		7.33
2	2A+3T		7.50	0.78	2	2	2	0	2	2	2	2	1		8.28
3	3Fq	q	5.30	-0.76	-1	-2	-2	-1	-1	-1	-2	-1	-2		4.54
4	3Lo+2A+SEQ		8.20	0.63	2	1	2	1	1	2	1	1	1		8.83
5	CCoSp3		3.00	0.56	2	1	2	2	1	2	2	2	2		3.56
6	StSq3		3.30	0.52	2	1	1	1	1	2	2	2	2		3.82
7	3Loq	q	5.39	x -0.42	0	-1	0	0	-1	-2	-2	-1	-1		4.97
8	3Lzq+2T+2Lo	q	9.79	x -0.67	-1	-1	-1	-2	-1	-1	-1	-1	-2		9.12
9	3Sq	q	4.73	x -1.29	-3	-3	-3	-1	-2	-3	-3	-4	-4		3.44
10	FSSp4		3.00	0.47	1	1	2	2	2	2	2	1	1		3.47
11	ChSq1		3.00	0.71	1	1	1	2	1	2	2	1	2		3.71
12	FCCoSp4		3.50	0.70	2	2	3	1	2	3	2	2	1		4.20
			62.61												65.27
Program Components				Factor											
Composition				2.67	7.25	7.50	7.75	8.00	7.50	7.25	7.50	7.75	7.50	7.50	7.54
Presentation				2.67	6.75	7.00	7.50	8.00	7.75	6.75	7.50	7.50	7.00	7.29	
Skating Skills				2.67	7.25	7.50	7.50	8.00	7.50	7.50	7.75	7.50	7.25	7.50	
Judges Total Program Component Score (factored)															59.62
Deductions:															0.00
Rank	Name	Nation	Starting Number	Total Segment Score	Total Element Score	Total Program Component Score (factored)							Total Deductions		
6	Ahsun YUN	KOR	8	124.52	65.89	58.63							0.00		
#	Executed Elements	Info	Base Value	GOE	J1	J2	J3	J4	J5	J6	J7	J8	J9	Ref.	Scores of Panel
1	3Lz!+3T	!	10.10	0.34	0	2	1	0	0	1	0	1	1		10.44
2	3Lo		4.90	1.05	2	3	2	2	2	2	2	3	2		5.95
3	3S		4.30	0.92	2	3	2	2	2	2	2	3	2		5.22
4	2A		3.30	0.66	2	2	2	2	2	2	2	2	2		3.96
5	ChSq1		3.00	0.57	1	2	0	0	1	2	2	2	0		3.57
6	3F+2A+SEQ		9.46	x 0.53	1	1	1	1	1	1	1	1	0		9.99
7	1Lz!	!	0.66	x -0.14	-4	-3	-2	-2	-2	-2	-1	-2	-3		0.52
8	3F+2T+2Lo		9.13	x 0.91	1	2	2	0	1	2	2	2	2		10.04
9	FCCoSp4		3.50	0.65	2	2	2	1	2	2	2	2	1		4.15
10	StSq4		3.90	0.84	2	3	2	2	2	2	2	3	1		4.74
11	FCSp3		2.80	0.56	2	2	2	1	3	2	2	2	2		3.36
12	CCoSp4		3.50	0.45	3	2	-2	0	1	2	1	2	1		3.95
			58.55												65.89
Program Components				Factor											
Composition				2.67	6.75	7.75	7.50	7.50	7.00	7.00	7.75	7.75	6.75	7.32	
Presentation				2.67	6.50	7.50	7.25	7.50	7.25	6.75	7.50	7.50	6.50	7.18	
Skating Skills				2.67	7.00	8.00	7.50	7.75	7.50	7.25	7.75	7.50	7.00	7.46	
Judges Total Program Component Score (factored)															58.63
Deductions:															0.00

Official Partners:

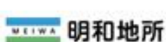



JUDGES DETAILS PER SKATER

WOMEN FREE SKATING

Rank	Name	Nation	Starting Number	Total Segment Score	Total Element Score	Total Program Component Score (factored)	Total Deductions									
7	Lorine SCHILD	FRA	6	123.14	66.14	57.00	0.00									
#	Executed Elements	Info	Base Value	GOE	J1	J2	J3	J4	J5	J6	J7	J8	J9	Ref.	Scores of Panel	
1	3Lz+3T		10.10	-0.25	-2	1	0	0	-1	0	0	-1	-1		9.85	
2	3F		5.30	0.53	2	2	1	1	0	1	1	1	0		5.83	
3	3Lz		5.90	-0.08	0	1	-1	0	0	0	0	-1	0		5.82	
4	FCCoSp4		3.50	0.45	2	3	1	1	1	2	1	1	0		3.95	
5	2A		3.30	0.33	1	2	1	1	0	1	1	1	1		3.63	
6	3Lo+2A+2T+SEQ		10.45	x -0.07	-1	2	0	-1	0	0	1	0	-1		10.38	
7	StSq3		3.30	0.38	3	2	1	0	0	2	1	1	1		3.68	
8	3Lo+2T		6.82	x 0.49	1	2	1	1	0	1	1	2	0		7.31	
9	ChSq1		3.00	1.07	3	3	2	2	1	2	2	2	2		4.07	
10	3S		4.73	x 0.25	0	1	1	0	0	1	1	1	0		4.98	
11	CCoSp4		3.50	0.40	1	2	1	0	1	2	2	1	0		3.90	
12	LSp3		2.40	0.34	1	2	2	2	1	1	2	1	1		2.74	
			62.30												66.14	
Program Components				Factor												
Composition				2.67	7.00	7.50	7.25	7.50	6.75	6.75	7.50	7.25	6.75	7.14		
Presentation				2.67	6.50	7.50	7.50	7.50	7.00	6.75	7.25	7.00	6.50	7.07		
Skating Skills				2.67	7.00	7.75	7.50	7.50	6.75	7.00	7.25	7.00	6.50	7.14		
Judges Total Program Component Score (factored)															57.00	
Deductions:															0.00	
Rank	Name	Nation	Starting Number	Total Segment Score	Total Element Score	Total Program Component Score (factored)	Total Deductions									
8	Mai MIHARA	JPN	7	115.18	55.40	59.78	0.00									
#	Executed Elements	Info	Base Value	GOE	J1	J2	J3	J4	J5	J6	J7	J8	J9	Ref.	Scores of Panel	
1	3Lzq+3T<	q <	9.26	-2.70	-5	-4	-5	-5	-4	-5	-4	-4	-5		6.56	
2	3F		5.30	0.61	1	1	1	1	1	2	1	2	1		5.91	
3	2S		1.30	0.00	0	0	1	0	0	0	0	0	0		1.30	
4	FSSp4		3.00	0.43	1	2	2	1	1	2	2	1	1		3.43	
5	3Lo		4.90	-1.54	-3	-3	-3	-2	-3	-4	-3	-3	-4		3.36	
6	CCoSp4		3.50	0.65	2	2	3	1	1	2	3	2	1		4.15	
7	2A+2Aq+SEQ	q	7.26	x -0.14	0	0	-1	-1	-1	-1	0	0	0		7.12	
8	2F+2T+2Loq	q	5.28	x -0.54	-4	-4	-3	-3	-3	-3	-2	-3	-2		4.74	
9	3Lzq	q	6.49	x -0.67	-1	-1	-1	-2	-1	-1	-1	-1	-2		5.82	
10	StSq4		3.90	0.89	2	3	2	1	1	3	3	2	3		4.79	
11	ChSq1		3.00	1.07	2	2	2	3	1	3	2	2	2		4.07	
12	FCCoSp4		3.50	0.65	3	1	3	1	2	2	2	2	1		4.15	
			56.69												55.40	
Program Components				Factor												
Composition				2.67	7.50	7.25	7.75	7.75	7.25	7.25	7.50	7.50	7.00	7.43		
Presentation				2.67	7.25	7.00	8.00	7.50	7.25	7.25	7.50	7.50	6.75	7.32		
Skating Skills				2.67	7.75	8.00	8.00	7.75	7.50	7.75	7.50	7.25	7.25	7.64		
Judges Total Program Component Score (factored)															59.78	
Deductions:															0.00	

Official Partners:

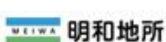



JUDGES DETAILS PER SKATER

WOMEN FREE SKATING

Rank	Name	Nation	Starting Number	Total Segment Score	Total Element Score	Total Program Component Score (factored)		Total Deductions								
9	Lindsay THORNGREN	USA	5	113.27	56.35	56.92		0.00								
#	Executed Elements	Info	Base Value	GOE	J1	J2	J3	J4	J5	J6	J7	J8	J9	Ref.	Scores of Panel	
1	3Lzq+3T<	q <	9.26	-2.11	-3	-4	-4	-4	-3	-3	-4	-3	-4		7.15	
2	3Lo		4.90	0.70	1	2	1	1	1	2	2	2	1		5.60	
3	3F<	<	4.24	-0.79	-1	-2	-2	-2	-1	-2	-2	-2	-3		3.45	
4	FSSp4		3.00	0.43	1	2	2	1	1	2	2	1	0		3.43	
5	StSq3		3.30	0.57	2	1	2	1	1	3	3	2	1		3.87	
6	3S		4.30	0.61	1	2	1	1	1	2	2	2	1		4.91	
7	2A+3T<+2T	<	8.76	x -0.67	-2	-2	-2	-2	-2	-1	-2	-2	-2		8.09	
8	ChSq1		3.00	0.86	2	2	2	2	1	2	1	2	1		3.86	
9	3Lzq+2T	q	7.92	x -0.93	-2	-1	-1	-2	-2	-1	-1	-2	-2		6.99	
10	A		0.00	x 0.00	-	-	-	-	-	-	-	-	-		0.00	
11	FCCoSp4		3.50	0.90	3	2	3	3	2	3	3	2	1		4.40	
12	CCoSp4		3.50	1.10	3	2	4	3	3	4	4	3	2		4.60	
			55.68												55.68	
Program Components				Factor												
Composition				2.67	7.00	6.75	7.50	7.25	7.00	7.50	7.25	7.00	6.50			7.11
Presentation				2.67	6.75	6.50	7.25	7.00	7.00	7.25	7.00	7.50	6.00			6.96
Skating Skills				2.67	7.25	7.25	7.75	7.25	7.25	7.25	7.25	7.25	6.25			7.25
Judges Total Program Component Score (factored)															56.92	
Deductions:																0.00
Rank	Name	Nation	Starting Number	Total Segment Score	Total Element Score	Total Program Component Score (factored)		Total Deductions								
10	Nella PELKONEN	FIN	1	103.08	51.01	52.07		0.00								
#	Executed Elements	Info	Base Value	GOE	J1	J2	J3	J4	J5	J6	J7	J8	J9	Ref.	Scores of Panel	
1	3T+2Aq+SEQ	q	7.50	-0.24	0	0	-1	0	-1	-1	-1	0	-2		7.26	
2	3S+1Eu+2F		6.60	0.49	1	2	1	2	1	1	1	1	0		7.09	
3	3Lz!+2T	!	7.20	-0.34	0	-2	0	0	-1	0	-1	-1	-1		6.86	
4	3F		5.30	-1.51	-3	-3	-2	-2	-3	-3	-3	-3	-3		3.79	
5	CCoSp3		3.00	0.34	1	2	2	1	0	1	2	1	0		3.34	
6	2S		1.30	0.00	0	0	0	1	0	0	0	0	0		1.30	
7	3Lz!	!	6.49	x -2.70	-5	-4	-4	-5	-4	-4	-5	-5	-5		3.79	
8	FCSp3		2.80	0.28	1	2	1	1	1	1	2	0	0		3.08	
9	StSq3		3.30	-0.09	0	2	0	0	-1	0	-1	0	-1		3.21	
10	2A		3.63	x 0.52	2	2	2	2	1	2	1	1	1		4.15	
11	ChSq1		3.00	1.07	3	2	2	3	1	3	2	0	2		4.07	
12	SSp4		2.50	0.57	3	2	3	3	2	2	2	2	1		3.07	
			52.62												51.01	
Program Components				Factor												
Composition				2.67	6.75	6.50	6.50	7.00	6.50	6.25	6.25	6.75	6.25			6.50
Presentation				2.67	6.25	6.25	6.25	7.00	6.75	6.50	6.50	6.50	6.00			6.43
Skating Skills				2.67	6.50	6.75	6.75	7.25	6.50	6.50	6.50	6.50	6.50			6.57
Judges Total Program Component Score (factored)															52.07	
Deductions:																0.00

Official Partners:



JUDGES DETAILS PER SKATER

WOMEN FREE SKATING

Rank	Name	Nation	Starting Number	Total Segment Score	Total Element Score	Total Program Component Score (factored)		Total Deductions								
11	Janna JYRKINEN	FIN	4	102.14	49.59	52.55		0.00								
#	Executed Elements	Info	Base Value	GOE	J1	J2	J3	J4	J5	J6	J7	J8	J9	Ref.	Scores of Panel	
1	3Lzq+2A+SEQ	q	9.20	-1.01	-1	-2	-2	-1	-2	-1	-2	-3	-2		8.19	
2	3F<	<	4.24	-0.85	-2	-2	-2	-2	-2	-2	-2	-2	-3		3.39	
3	3Lo		4.90	0.56	1	1	2	1	1	2	1	1	1		5.46	
4	2A		3.30	0.42	2	2	0	1	1	1	1	2	1		3.72	
5	FCSp4		3.20	0.27	1	2	0	0	1	1	1	1	1		3.47	
6	ChSq1		3.00	0.57	1	0	1	1	1	2	1	1	2		3.57	
7	2Lz		2.31	x 0.00	0	0	0	0	0	0	0	0	0		2.31	
8	3Lo<+2T+2Lo	<	7.61	x -0.78	-2	-2	-2	-2	-2	-2	-2	-2	-2		6.83	
9	3Sq	q	4.73	x -2.15	-5	-5	-5	-5	-5	-5	-5	-5	-5		2.58	
10	LSp4		2.70	0.39	2	1	1	0	1	3	2	2	1		3.09	
11	StSq3		3.30	0.47	2	1	2	0	0	2	2	2	1		3.77	
12	CCoSp3		3.00	0.21	1	1	1	0	1	1	1	0	0		3.21	
			51.49												49.59	
Program Components				Factor												
Composition				2.67	6.50	6.75	6.75	6.75	6.25	6.75	6.50	6.75	6.25	6.25		6.61
Presentation				2.67	6.25	6.25	7.00	6.75	6.75	6.75	6.50	6.75	6.50	6.00		6.57
Skating Skills				2.67	6.50	6.50	7.00	6.75	6.25	6.50	6.50	6.50	6.25		6.50	
Judges Total Program Component Score (factored)														52.55		
Deductions:																0.00

Rank	Name	Nation	Starting Number	Total Segment Score	Total Element Score	Total Program Component Score (factored)		Total Deductions								
12	Olivia LISKO	FIN	3	98.99	47.70	51.29		0.00								
#	Executed Elements	Info	Base Value	GOE	J1	J2	J3	J4	J5	J6	J7	J8	J9	Ref.	Scores of Panel	
1	3T+2A+SEQ		7.50	0.84	2	2	2	2	1	2	2	2	2		8.34	
2	3Lo<	<	3.92	-0.89	-3	-2	-2	-2	-2	-2	-2	-3	-3		3.03	
3	3Lz+2T		7.20	-0.17	0	-1	0	0	0	0	0	-1	-1		7.03	
4	2Lz		2.10	-0.57	-3	-3	-2	-2	-2	-3	-3	-3	-3		1.53	
5	FSSp4		3.00	0.26	1	2	2	0	1	1	1	0	0		3.26	
6	3Flq	! q	5.30	-1.36	-2	-3	-2	-2	-3	-2	-3	-3	-3		3.94	
7	2A+1Eu+2S		5.61	x 0.19	1	1	1	0	0	0	1	1	0		5.80	
8	LSp4		2.70	0.39	2	2	1	1	1	2	2	1	1		3.09	
9	StSq3		3.30	0.24	1	1	1	0	0	1	1	1	0		3.54	
10	2S		1.43	x 0.00	0	0	0	0	0	0	0	0	0		1.43	
11	ChSq1		3.00	0.50	2	1	1	0	1	2	1	1	0		3.50	
12	CCoSp3		3.00	0.21	1	1	0	1	1	0	2	1	0		3.21	
			48.06												47.70	
Program Components				Factor												
Composition				2.67	6.75	6.25	6.25	6.75	6.50	6.00	6.50	6.75	6.25	6.25		6.46
Presentation				2.67	6.25	6.00	6.50	6.75	6.50	6.25	6.50	6.75	6.00		6.39	
Skating Skills				2.67	6.25	6.50	6.25	7.00	6.50	6.25	6.50	6.25	6.00		6.36	
Judges Total Program Component Score (factored)														51.29		
Deductions:																0.00

Legend:							
#	Sequence number	GOE	Grade of Execution	Jx	Judges (x=1-9)	Ref.	Referee
<	Under-rotated jump	x	Credit for highlight distribution, base value multiplied by 1.1			!	Not clear edge
F	Fall	q	Jump landed on the quarter				

Official Partners:

