

## JUDGES DETAILS PER SKATER


### ICE DANCE RHYTHM DANCE

Rank	Name	Nation	Starting Number	Total Segment Score	Total Element Score	Total Program Component Score (factored)	Total Deductions									
1	Piper GILLES / Paul POIRIER	CAN	9	84.65	47.59	37.06	0.00									
#	Executed Elements	Info	Base Value	GOE	J1	J2	J3	J4	J5	J6	J7	J8	J9	Ref.	Scores of Panel	
1	MiStW3+MiStM3		8.20	3.59	3	3	4	4	3	3	4	4	3		11.79	
2	SqTwW3+SqTwM4		6.97	2.29	3	3	3	3	1	4	3	2	3		9.26	
3	PSt1		7.45	3.51	3	3	4	4	3	3	3	3	3		10.96	
4	RoLi4		5.45	1.92	4	4	4	4	3	4	4	4	4		7.37	
5	ChRS1		2.00	6.21	4	4	4	4	4	4	4	5	5		8.21	
			<b>30.07</b>												<b>47.59</b>	
Program Components			Factor													
Composition			1.33	9.25	9.00	9.50	9.50	9.00	9.25	9.50	9.50	9.25	9.50	9.25		9.32
Presentation			1.33	9.50	9.50	9.50	9.25	9.00	9.25	9.50	9.50	9.50	9.50	9.50		9.43
Skating Skills			1.33	9.00	9.00	9.25	9.25	8.50	9.50	9.00	9.25	9.00	9.25	9.00		9.11
<b>Judges Total Program Component Score (factored)</b>														<b>37.06</b>		
<b>Deductions:</b>														<b>0.00</b>		

Rank	Name	Nation	Starting Number	Total Segment Score	Total Element Score	Total Program Component Score (factored)	Total Deductions									
2	Lilah FEAR / Lewis GIBSON	GBR	10	82.03	45.99	36.04	0.00									
#	Executed Elements	Info	Base Value	GOE	J1	J2	J3	J4	J5	J6	J7	J8	J9	Ref.	Scores of Panel	
1	SqTwW4+SqTwM4		7.34	2.63	4	4	3	3	3	5	3	3	3		9.97	
2	PSt1		7.45	3.03	2	3	3	3	3	4	2	2	3		10.48	
3	MiStW2+MiStM2		7.46	2.99	1	3	3	3	3	4	3	2	3		10.45	
4	ChRS1		2.00	5.79	3	4	5	4	3	4	3	4	5		7.79	
5	RoLi4		5.45	1.85	3	3	4	4	4	5	4	4	4		7.30	
			<b>29.70</b>												<b>45.99</b>	
Program Components			Factor													
Composition			1.33	9.00	9.00	9.25	9.00	9.00	9.50	9.00	8.75	9.25	9.25	9.25		9.07
Presentation			1.33	9.00	9.00	9.25	9.00	9.25	9.50	9.25	9.25	9.25	9.50	9.50		9.21
Skating Skills			1.33	8.75	8.75	9.00	8.75	8.50	9.25	8.50	8.75	9.25	9.25	9.25		8.82
<b>Judges Total Program Component Score (factored)</b>														<b>36.04</b>		
<b>Deductions:</b>														<b>0.00</b>		

Rank	Name	Nation	Starting Number	Total Segment Score	Total Element Score	Total Program Component Score (factored)	Total Deductions									
3	Juulia TURKKILA / Matthias VERSLUIS	FIN	8	78.31	44.30	34.01	0.00									
#	Executed Elements	Info	Base Value	GOE	J1	J2	J3	J4	J5	J6	J7	J8	J9	Ref.	Scores of Panel	
1	SqTwW4+SqTwM3		6.97	1.83	3	3	3	2	1	2	2	2	2		8.80	
2	PSt2		7.95	2.87	2	3	3	3	2	3	1	3	2		10.82	
3	MiStW2+MiStM2		7.46	2.99	3	3	3	3	2	3	2	3	3		10.45	
4	RoLi4		5.45	1.85	4	4	4	4	3	4	3	4	4		7.30	
5	ChRS1		2.00	4.93	3	4	4	4	2	3	2	4	3		6.93	
			<b>29.83</b>												<b>44.30</b>	
Program Components			Factor													
Composition			1.33	8.50	8.75	8.75	8.75	7.75	8.50	7.50	9.00	8.50	8.50	8.50		8.50
Presentation			1.33	8.50	9.00	9.00	8.75	8.50	8.25	7.50	9.00	8.75	8.75	8.75		8.68
Skating Skills			1.33	8.00	8.50	8.50	8.50	8.25	8.25	8.50	8.50	8.50	8.25	8.25		8.39
<b>Judges Total Program Component Score (factored)</b>														<b>34.01</b>		
<b>Deductions:</b>														<b>0.00</b>		

#### Official Partners:



## JUDGES DETAILS PER SKATER

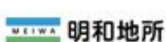

### ICE DANCE RHYTHM DANCE

Rank	Name	Nation	Starting Number	Total Segment Score	Total Element Score	Total Program Component Score (factored)	Total Deductions									
4	Natalie TASCHLEROVA / Filip TASCHLER	CZE	7	75.50	42.38	33.12	0.00									
#	Executed Elements	Info	Base Value	GOE	J1	J2	J3	J4	J5	J6	J7	J8	J9	Ref.	Scores of Panel	
1	PSt3		8.70	2.56	2	2	2	3	3	4	2	2	2		11.26	
2	MiStW2+MiStM2		7.46	2.84	1	3	3	3	3	4	2	3	2		10.30	
3	CuLi4		5.45	0.96	2	3	2	2	2	2	1	2	2		6.41	
4	SqTwW3+SqTwM2		6.22	1.26	1	2	2	2	1	3	1	0	2		7.48	
5	ChRS1		2.00	4.93	2	3	3	3	4	4	3	3	4		6.93	
			<b>29.83</b>												<b>42.38</b>	
Program Components			Factor													
Composition			1.33	7.50	8.50	8.25	8.50	8.25	8.50	7.75	7.75	8.25			8.18	
Presentation			1.33	7.75	8.50	8.50	8.50	8.50	8.50	8.00	8.00	8.50			8.36	
Skating Skills			1.33	7.75	8.75	8.25	8.50	8.50	8.50	8.75	8.25	8.25	8.00			8.36
<b>Judges Total Program Component Score (factored)</b>														<b>33.12</b>		
<b>Deductions:</b>														<b>0.00</b>		
Violation of choreo restrictions							(1 of 10)									

Rank	Name	Nation	Starting Number	Total Segment Score	Total Element Score	Total Program Component Score (factored)	Total Deductions								
5	Oona BROWN / Gage BROWN	USA	3	73.35	41.53	31.82	0.00								
#	Executed Elements	Info	Base Value	GOE	J1	J2	J3	J4	J5	J6	J7	J8	J9	Ref.	Scores of Panel
1	MiStW2+MiStM2		7.46	2.99	2	3	3	3	3	3	3	2	3		10.45
2	SqTwW3+SqTwM3		6.60	1.83	2	3	3	2	2	3	2	2	2		8.43
3	PSt2		7.95	2.08	1	2	2	2	2	3	2	1	2		10.03
4	RoLi4		5.45	1.10	2	2	3	3	2	4	2	2	2		6.55
5	ChRS1		2.00	4.07	2	3	3	3	2	3	3	3	2		6.07
			<b>29.46</b>												<b>41.53</b>
Program Components			Factor												
Composition			1.33	7.25	8.50	8.50	8.00	7.75	8.25	8.00	7.75	7.75			8.00
Presentation			1.33	7.50	8.25	8.50	8.25	7.75	8.00	8.25	8.00	8.00			8.07
Skating Skills			1.33	7.25	8.25	8.25	7.75	7.75	8.00	7.75	7.75	7.75			7.86
<b>Judges Total Program Component Score (factored)</b>														<b>31.82</b>	
<b>Deductions:</b>														<b>0.00</b>	

Rank	Name	Nation	Starting Number	Total Segment Score	Total Element Score	Total Program Component Score (factored)	Total Deductions								
6	Emilea ZINGAS / Vadym KOLESNIK	USA	5	72.72	39.99	32.73	0.00								
#	Executed Elements	Info	Base Value	GOE	J1	J2	J3	J4	J5	J6	J7	J8	J9	Ref.	Scores of Panel
1	PSt2		7.95	2.87	2	2	3	3	3	3	2	2	3		10.82
2	MiStW1+MiStM2		7.21	2.69	3	3	2	2	2	4	2	3	3		9.90
3	SqTwW1+SqTwM4		6.34	-0.46	-1	0	0	-2	-1	1	0	-1	-1		5.88
4	RoLi4		5.45	1.23	2	2	3	3	2	3	1	3	3		6.68
5	ChRS1		2.00	4.71	3	3	2	1	4	4	3	4	3		6.71
			<b>28.95</b>												<b>39.99</b>
Program Components			Factor												
Composition			1.33	8.00	8.75	8.25	8.25	8.25	8.50	7.75	8.50	8.00			8.25
Presentation			1.33	8.00	8.75	8.50	8.00	8.50	8.25	8.25	8.50	8.50			8.36
Skating Skills			1.33	7.75	8.50	8.25	8.00	7.75	8.50	8.00	7.75	7.75			8.00
<b>Judges Total Program Component Score (factored)</b>														<b>32.73</b>	
<b>Deductions:</b>														<b>0.00</b>	

#### Official Partners:



## JUDGES DETAILS PER SKATER


### ICE DANCE RHYTHM DANCE

Rank	Name	Nation	Starting Number	Total Segment Score	Total Element Score	Total Program Component Score (factored)	Total Deductions								
7	Eva PATE / Logan BYE	USA	2	72.58	41.38	31.20	0.00								
#	Executed Elements	Info	Base Value	GOE	J1	J2	J3	J4	J5	J6	J7	J8	J9	Ref.	Scores of Panel
1	SqTwW4+SqTwM4		7.34	2.29	3	3	3	2	3	3	1	3	3		9.63
2	MiStW2+MiStM2		7.46	1.78	2	2	1	2	1	2	1	2	2		9.24
3	PS2		7.95	2.24	2	2	2	2	2	2	1	2	2		10.19
4	ChRS1		2.00	3.64	3	3	2	2	2	2	1	3	3		5.64
5	RoLi4		5.45	1.23	3	3	2	2	1	3	2	3	3		6.68
			<b>30.20</b>												<b>41.38</b>
Program Components			Factor												
Composition			1.33	7.75	8.25	8.00	8.00	7.50	7.50	7.25	8.00	7.75			7.79
Presentation			1.33	8.25	8.50	8.25	8.00	7.50	7.25	7.25	8.50	8.00			7.96
Skating Skills			1.33	7.75	8.00	8.00	7.75	7.25	7.50	7.00	8.00	7.75			7.71
<b>Judges Total Program Component Score (factored)</b>														<b>31.20</b>	
<b>Deductions:</b>														<b>0.00</b>	

Rank	Name	Nation	Starting Number	Total Segment Score	Total Element Score	Total Program Component Score (factored)	Total Deductions										
8	Yuka ORIHARA / Juho PIRINEN	FIN	4	72.56	41.21	31.35	0.00										
#	Executed Elements	Info	Base Value	GOE	J1	J2	J3	J4	J5	J6	J7	J8	J9	Ref.	Scores of Panel		
1	SqTwW4+SqTwM4		7.34	1.71	1	2	2	2	2	3	2	3	2		9.05		
2	MiStW2+MiStM2		7.46	2.08	1	2	2	2	2	2	2	2	2		9.54		
3	RoLi4		5.45	1.03	2	1	2	3	2	4	2	2	2		6.48		
4	PS1	S	7.45	1.76	2	2	2	1	1	3	1	2	1		9.21		
5	ChRS1		2.00	4.93	2	4	3	4	3	3	2	4	4		6.93		
			<b>29.70</b>												<b>41.21</b>		
Program Components			Factor														
Composition			1.33	6.50	7.75	8.25	8.25	7.50	8.25	7.50	8.25	7.50	8.25	7.50			7.86
Presentation			1.33	7.00	8.25	8.25	8.50	8.25	8.25	8.25	7.75	8.50	7.75			8.14	
Skating Skills			1.33	6.50	7.50	8.00	7.75	7.50	8.00	7.25	7.75	7.25			7.57		
<b>Judges Total Program Component Score (factored)</b>														<b>31.35</b>			
<b>Deductions:</b>														<b>0.00</b>			

Rank	Name	Nation	Starting Number	Total Segment Score	Total Element Score	Total Program Component Score (factored)	Total Deductions								
9	Hannah LIM / Ye QUAN	KOR	6	69.00	38.91	30.09	0.00								
#	Executed Elements	Info	Base Value	GOE	J1	J2	J3	J4	J5	J6	J7	J8	J9	Ref.	Scores of Panel
1	SqTwW4+SqTwM4		7.34	1.71	1	1	2	3	3	3	2	2	2		9.05
2	PS2		7.95	1.28	0	1	1	1	2	2	1	1	1		9.23
3	MiStW2+MiStM2		7.46	1.63	0	2	1	2	1	3	1	2	2		9.09
4	ChRS1		2.00	2.79	2	1	1	3	2	3	1	2	2		4.79
5	RoLi4		5.45	1.30	2	2	3	3	3	3	2	3	3		6.75
			<b>30.20</b>												<b>38.91</b>
Program Components			Factor												
Composition			1.33	7.25	7.50	8.00	8.25	7.50	7.75	7.00	7.50	7.25			7.54
Presentation			1.33	6.50	7.75	7.75	8.25	7.25	7.75	7.00	7.75	7.50			7.54
Skating Skills			1.33	7.00	7.50	7.75	8.00	7.75	7.50	7.25	7.50	7.50			7.54
<b>Judges Total Program Component Score (factored)</b>														<b>30.09</b>	
<b>Deductions:</b>														<b>0.00</b>	
Violation of choreo restrictions			(1 of 10)												

#### Official Partners:



## JUDGES DETAILS PER SKATER

### ICE DANCE RHYTHM DANCE

Rank	Name	Nation	Starting Number	Total Segment Score	Total Element Score	Total Program Component Score (factored)	Total Deductions									
10	Mariia PINCHUK / Mykyta POGORIELOV	UKR	1	54.39	29.18	27.21	-2.00									
#	Executed Elements	Info	Base Value	GOE	J1	J2	J3	J4	J5	J6	J7	J8	J9	Ref.	Scores of Panel	
1	MiStW1+MiStM1		6.96	1.19	1	1	1	1	1	2	1	1	2		8.15	
2	SqTwW1+SqTwM3		5.97	-1.37	-2	-2	-1	-2	-2	-1	-2	-2	-1		4.60	
3	PSt1		7.45	-0.16	-1	0	0	-1	0	1	0	0	0		7.29	
4	ChRS1		2.00	1.07	0	0	1	0	1	1	0	2	2		3.07	
5	RoLi4		5.45	0.62	2	1	1	1	1	2	1	1	2		6.07	
			<b>27.83</b>												<b>29.18</b>	
Program Components				Factor												
Composition				1.33	6.25	7.00	7.25	7.50	6.25	7.25	6.75	6.25	7.00			6.82
Presentation				1.33	5.75	7.25	7.25	7.00	6.50	7.25	6.50	6.75	7.25			6.93
Skating Skills				1.33	5.75	7.00	7.00	7.25	6.25	7.00	6.75	6.00	7.00			6.71
<b>Judges Total Program Component Score (factored)</b>															<b>27.21</b>	
<b>Deductions:</b>				Time violation	-1.00	Extended lifts				-1.00						<b>-2.00</b>

Legend:							
#	Sequence number	GOE	Grade of Execution	Jx	Judges (x=1-9)	Ref.	Referee
S	Separation of hold/contact/touch						

### Official Partners:

