

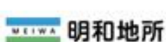

## JUDGES DETAILS PER SKATER

### PAIRS FREE SKATING

Rank	Name	Nation	Starting Number	Total Segment Score	Total Element Score	Total Program Component Score (factored)	Total Deductions									
1	Deanna STELLATO-DUDEK / Maxime DESCHAMPS	CAN	8	131.55	66.66	65.89	-1.00									
#	Executed Elements	Info	Base Value	GOE	J1	J2	J3	J4	J5	J6	J7	J8	J9	Ref.	Scores of Panel	
1	3Tw4		6.00	1.89	3	2	2	3	3	4	4	4	3		7.89	
2	3T+1A+2A+SEQ		8.60	0.12	-1	0	0	1	0	1	1	-1	2		8.72	
3	2S		1.30	-0.06	-3	0	-1	0	0	0	0	1	-2		1.24	
4	5ALi4		7.00	2.00	2	2	4	3	3	4	2	3	3		9.00	
5	PCoSp4		4.50	1.22	2	2	3	3	-2	3	3	3	3		5.72	
6	3LzTh		5.30	-2.20	-4	-4	-5	-5	-3	-5	-5	-3	-2		3.10	
7	3Li4		5.10	1.46	2	2	3	3	3	4	3	3	3		6.56	
8	ChSq1		3.00	0.71	0	1	1	2	2	1	2	1	3		3.71	
9	3LoTh		5.00	1.21	2	2	3	2	2	3	3	3	2		6.21	
10	5RLi4		7.00	2.00	3	2	3	3	2	3	3	3	4		9.00	
11	FoDs3		4.70	0.81	1	2	2	2	2	1	1	2	2		5.51	
			<b>57.50</b>												<b>66.66</b>	
Program Components				Factor												
Composition				2.67	7.50	8.00	8.75	8.25	8.25	8.00	8.00	8.25	8.50			8.18
Presentation				2.67	7.75	7.75	8.75	8.25	8.50	8.00	8.00	8.50	7.75			8.11
Skating Skills				2.67	8.00	7.75	8.50	8.50	8.50	8.50	8.50	8.50	8.25			8.39
<b>Judges Total Program Component Score (factored)</b>															<b>65.89</b>	
<b>Deductions:</b>				Falls	-1.00 (1)											<b>-1.00</b>

Rank	Name	Nation	Starting Number	Total Segment Score	Total Element Score	Total Program Component Score (factored)	Total Deductions									
2	Maria PAVLOVA / Alexei SVIATCHENKO	HUN	6	122.92	63.69	59.23	0.00									
#	Executed Elements	Info	Base Value	GOE	J1	J2	J3	J4	J5	J6	J7	J8	J9	Ref.	Scores of Panel	
1	3Tw4		6.00	1.54	1	3	3	2	1	3	3	3	3		7.54	
2	3T+2A+2A+SEQ		10.80	0.84	2	2	0	2	2	2	3	2	2		11.64	
3	3FTh		5.30	1.21	3	2	2	2	2	2	2	3	3		6.51	
4	3S		4.30	0.98	3	2	2	2	2	3	3	2	2		5.28	
5	5ALi3		6.60	1.32	2	-1	3	2	2	2	2	2	2		7.92	
6	FoDs3		4.70	0.13	1	-1	1	1	-2	0	1	0	0		4.83	
7	3LoTh		5.00	1.14	-1	2	3	1	2	3	3	2	3		6.14	
8	5RLi		0.00	0.00	-	-	-	-	-	-	-	-	-		0.00	
9	4Li4		5.10	0.51	0	1	2	1	1	1	1	1	1		5.61	
10	ChSq1		3.00	0.71	0	1	1	2	2	1	2	2	1		3.71	
11	PCoSp3		4.00	0.51	0	1	1	2	1	1	2	2	1		4.51	
			<b>54.80</b>												<b>63.69</b>	
Program Components				Factor												
Composition				2.67	7.25	7.50	6.75	7.50	7.75	7.50	7.75	7.75	7.25			7.50
Presentation				2.67	6.75	7.50	6.25	7.00	7.75	7.50	7.50	7.25	6.75			7.18
Skating Skills				2.67	7.00	7.25	7.00	7.50	8.00	8.00	8.00	7.50	7.25			7.50
<b>Judges Total Program Component Score (factored)</b>															<b>59.23</b>	
<b>Deductions:</b>															<b>0.00</b>	

#### Official Partners:



## JUDGES DETAILS PER SKATER

### PAIRS FREE SKATING

Rank	Name	Nation	Starting Number	Total Segment Score	Total Element Score	Total Program Component Score (factored)	Total Deductions
3	Yuna NAGAOKA / Sumitada MORIGUCHI	JPN	1	120.05	64.27	55.78	0.00

#	Executed Elements	Info	Base Value	GOE	J1	J2	J3	J4	J5	J6	J7	J8	J9	Ref.	Scores of Panel
1	2Tw3		3.20	0.64	2	2	2	0	2	2	2	3	2		3.84
2	3Lo+2A+2A+SEQ		11.50	0.84	2	1	1	1	2	2	2	3	2		12.34
3	5ALi4		7.00	2.10	4	3	4	3	2	3	2	3	3		9.10
4	3T		4.20	0.90	3	2	2	2	2	3	2	2	2		5.10
5	FiDs3		3.50	0.75	3	2	2	2	2	2	2	3	2		4.25
6	3LoTh		5.00	-1.64	-4	-4	-2	-3	-4	-3	-3	-3	-3		3.36
7	5RLi3		6.60	1.60	3	2	4	2	2	3	2	3	2		8.20
8	ChSq1		3.00	0.71	1	1	1	1	2	1	2	2	2		3.71
9	3STh		4.40	-1.13	-3	-3	-2	-3	-3	-2	-2	-3	-2		3.27
10	4Li4		5.10	1.24	2	1	4	2	2	2	3	3	3		6.34
11	PCoSp4		4.50	0.26	1	0	-1	0	-2	1	2	2	1		4.76
			<b>58.00</b>												<b>64.27</b>
<b>Program Components</b>			<b>Factor</b>												
Composition			2.67	7.00	7.25	6.25	6.75	7.50	7.00	7.25	7.50	6.50	6.50		7.04
Presentation			2.67	6.25	6.75	5.75	6.75	7.50	6.50	6.75	7.00	6.50			6.64
Skating Skills			2.67	7.75	7.50	6.50	7.00	7.50	7.25	6.75	7.75	6.75			7.21
<b>Judges Total Program Component Score (factored)</b>															<b>55.78</b>

Deductions:

0.00

Rank	Name	Nation	Starting Number	Total Segment Score	Total Element Score	Total Program Component Score (factored)	Total Deductions
4	Kelly Ann LAURIN / Loucas ETHIER	CAN	5	118.12	62.61	55.51	0.00

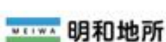
  

#	Executed Elements	Info	Base Value	GOE	J1	J2	J3	J4	J5	J6	J7	J8	J9	Ref.	Scores of Panel
1	3Tw1		5.10	0.66	2	1	3	1	1	1	1	0	2		5.76
2	3S+1A+2A+SEQ		8.70	0.43	1	1	0	1	1	1	1	1	1		9.13
3	3Loq	q	4.90	-1.26	-2	-3	-4	-2	-3	-3	-3	-2	-2		3.64
4	5ALi4		7.00	1.40	2	2	3	2	2	2	1	2	2		8.40
5	3LoTh		5.00	1.00	2	1	2	2	2	2	2	2	2		6.00
6	4Li4		5.10	0.73	1	1	3	1	1	2	1	2	2		5.83
7	ChSq1		3.00	0.50	-1	1	1	2	1	1	1	1	1		3.50
8	3STh		4.40	0.88	2	2	2	2	2	2	1	2	2		5.28
9	5RLi3		6.60	0.38	1	0	1	1	0	0	1	0	2		6.98
10	FiDs2		3.20	0.32	0	1	2	2	1	1	0	0	2		3.52
11	PCoSp3		4.00	0.57	2	1	1	2	1	1	1	2	2		4.57
			<b>57.00</b>												<b>62.61</b>
<b>Program Components</b>			<b>Factor</b>												
Composition			2.67	6.25	6.75	6.75	7.00	6.50	7.50	6.75	7.25	7.50			6.93
Presentation			2.67	6.50	6.75	6.50	6.75	6.50	7.25	6.50	7.25	7.25			6.79
Skating Skills			2.67	7.00	7.00	7.25	7.25	6.75	7.25	6.50	7.00	7.25			7.07
<b>Judges Total Program Component Score (factored)</b>															<b>55.51</b>

Deductions:

0.00

#### Official Partners:



## JUDGES DETAILS PER SKATER

### PAIRS FREE SKATING

Rank	Name	Nation	Starting Number	Total Segment Score	Total Element Score	Total Program Component Score (factored)								Total Deductions		
5	Emily CHAN / Spencer Akira HOWE	USA	4	115.47	57.21	58.26								0.00		
#	Executed Elements	Info	Base Value	GOE	J1	J2	J3	J4	J5	J6	J7	J8	J9	Ref.	Scores of Panel	
1	3T<+1A+SEQ	<	4.46	-1.30	-2	-5	-3	-4	-4	-5	-5	-3	-3		3.16	
2	2S		1.30	0.11	3	2	0	0	1	0	1	2	0		1.41	
3	3Tw3		5.70	1.06	2	1	2	2	0	2	2	2	2		6.76	
4	3FTh		5.30	1.21	2	2	3	2	1	2	2	3	3		6.51	
5	FiDs3		3.50	0.65	3	2	3	2	1	1	2	2	1		4.15	
6	5ALi3		6.60	1.23	2	1	3	2	2	1	1	3	2		7.83	
7	3LoTh		5.00	-0.50	-2	0	-1	-1	-1	-3	-1	1	-1		4.50	
8	PCoSp3		4.00	0.51	1	1	2	1	1	1	1	3	2		4.51	
9	5RLi4		7.00	1.40	2	0	3	2	2	2	2	2	2		8.40	
10	ChSq1		3.00	1.21	3	2	2	2	2	3	2	3	3		4.21	
11	3Li3		4.70	1.07	2	1	3	2	2	3	2	3	2		5.77	
			<b>50.56</b>												<b>57.21</b>	
Program Components				Factor												
Composition				2.67	7.00	7.50	7.25	8.00	7.50	7.25	7.00	7.75	7.25	7.00		7.36
Presentation				2.67	7.25	7.25	7.25	7.50	7.75	7.00	7.00	7.50	7.00		7.25	
Skating Skills				2.67	7.25	7.25	7.00	7.75	7.25	7.00	6.75	7.75	7.00		7.21	
<b>Judges Total Program Component Score (factored)</b>															<b>58.26</b>	

Deductions:

0.00

Rank	Name	Nation	Starting Number	Total Segment Score	Total Element Score	Total Program Component Score (factored)								Total Deductions	
6	Rebecca GHILARDI / Filippo AMBROSINI	ITA	7	114.16	53.75	61.41								-1.00	
#	Executed Elements	Info	Base Value	GOE	J1	J2	J3	J4	J5	J6	J7	J8	J9	Ref.	Scores of Panel
1	3Tw2		5.40	0.54	-2	-1	2	2	0	1	1	2	3		5.94
2	3Sq	F q	4.30	-2.15	-5	-5	-5	-5	-5	-5	-5	-5	-5		2.15
3	2A+1A+SEQ		4.40	-1.41	-4	-5	-3	-5	-4	-4	-5	-5	-3		2.99
4	5RLi4		7.00	1.30	2	2	1	2	1	2	2	2	2		8.30
5	BiDs2		3.40	0.73	2	2	2	2	1	2	2	3	3		4.13
6	ChSq1		3.00	1.14	3	2	2	2	2	3	2	2	3		4.14
7	3FTh		5.30	-1.21	-3	-2	-1	-3	-2	-3	-2	-2	-2		4.09
8	3LoTh		5.00	-0.79	-3	0	-1	-3	-2	-3	0	-2	0		4.21
9	3Li4		5.10	1.09	2	0	3	2	2	2	2	2	3		6.19
10	5ALi4		7.00	1.10	2	1	1	2	1	3	2	1	2		8.10
11	PCoSp3V		3.00	0.51	1	1	2	2	0	2	2	2	2		3.51
			<b>52.90</b>												<b>53.75</b>
Program Components				Factor											
Composition				2.67	7.50	7.75	7.75	8.25	7.75	7.50	8.00	7.75	8.25		7.82
Presentation				2.67	7.25	7.50	8.00	7.75	7.75	7.25	7.75	7.50	7.75		7.61
Skating Skills				2.67	7.25	7.50	7.50	7.75	7.75	7.50	7.50	7.50	8.00		7.57
<b>Judges Total Program Component Score (factored)</b>															<b>61.41</b>
Deductions:			Falls	-1.00 (1)											-1.00

#### Official Partners:



## JUDGES DETAILS PER SKATER

### PAIRS FREE SKATING

Rank	Name	Nation	Starting Number	Total Segment Score	Total Element Score	Total Program Component Score (factored)	Total Deductions
7	Milania VAANANEN / Filippo CLERICI	FIN	3	106.40	56.05	50.35	0.00

#	Executed Elements	Info	Base Value	GOE	J1	J2	J3	J4	J5	J6	J7	J8	J9	Ref.	Scores of Panel
1	3Tw3		5.70	0.65	1	2	0	0	0	2	2	2	1		6.35
2	3T+1A+2Aq+SEQ	q	8.60	-1.26	-2	-3	-4	-3	-3	-3	-3	-3	-3		7.34
3	2S		1.30	-0.24	-2	-1	-1	-2	-3	-3	-1	-1	-3		1.06
4	3FTh		5.30	0.38	2	1	0	0	0	1	1	1	1		5.68
5	5RLi3		6.60	0.75	1	1	0	1	1	1	1	2	2		7.35
6	FoDs1		3.90	0.17	0	0	0	0	-1	1	1	1	2		4.07
7	ChSq1		3.00	0.21	0	0	0	0	1	0	1	1	1		3.21
8	3LoTh		5.00	-1.00	-3	-2	-2	-2	-2	-1	-2	-2	-2		4.00
9	5ALi4		7.00	0.60	1	1	0	1	1	0	1	1	2		7.60
10	4Li4		5.10	0.29	0	0	1	0	1	0	1	2	1		5.39
11	PCoSp3		4.00	0.00	-1	0	0	1	-1	0	-2	1	1		4.00
			<b>55.50</b>												<b>56.05</b>
<b>Program Components</b>				<b>Factor</b>											
Composition				2.67	6.00	6.25	6.25	6.25	6.00	6.50	6.25	6.75	6.75		6.32
Presentation				2.67	5.75	6.00	5.75	6.00	6.25	6.25	6.00	6.75	6.50		6.11
Skating Skills				2.67	6.50	6.50	6.00	6.25	6.50	6.75	6.00	7.00	6.50		6.43
<b>Judges Total Program Component Score (factored)</b>														<b>50.35</b>	

Deductions:

0.00

Rank	Name	Nation	Starting Number	Total Segment Score	Total Element Score	Total Program Component Score (factored)	Total Deductions
8	Naomi WILLIAMS / Lachlan LEWER	USA	2	101.04	52.79	50.25	-2.00

#	Executed Elements	Info	Base Value	GOE	J1	J2	J3	J4	J5	J6	J7	J8	J9	Ref.	Scores of Panel
1	3Tw2		5.40	0.85	1	2	3	1	0	1	2	2	2		6.25
2	3T		4.20	0.12	0	1	0	0	-1	1	2	1	-1		4.32
3	5ALi4		7.00	1.00	1	1	3	2	1	1	2	2	1		8.00
4	3STh		4.40	-2.20	-5	-5	-5	-5	-5	-5	-5	-5	-5		2.20
5	2A+1A+2A<+SEQ	F <	7.04	-1.65	-5	-5	-5	-5	-5	-5	-5	-5	-5		5.39
6	ChSq1		3.00	0.21	0	0	0	1	0	1	1	2	0		3.21
7	2LoTh		2.80	-0.56	-2	-1	0	-2	-4	-2	-1	-3	-3		2.24
8	BiDs3		3.70	0.53	1	1	1	2	1	2	2	2	1		4.23
9	3Li4		5.10	0.44	1	1	0	1	0	2	1	1	1		5.54
10	PCoSp3		4.00	0.51	2	1	0	1	0	2	2	2	1		4.51
11	5RLi4		7.00	-0.10	0	-1	-1	0	0	0	0	0	1		6.90
			<b>53.64</b>												<b>52.79</b>
<b>Program Components</b>				<b>Factor</b>											
Composition				2.67	6.25	6.50	6.00	6.50	6.25	7.00	6.75	6.50	6.25		6.43
Presentation				2.67	6.00	6.25	5.50	6.00	6.00	6.75	6.50	6.25	6.00		6.14
Skating Skills				2.67	5.75	6.00	6.00	6.00	6.50	6.50	6.50	6.25	6.50		6.25
<b>Judges Total Program Component Score (factored)</b>														<b>50.25</b>	

Deductions: Falls

-2.00 (2)

-2.00

Legend:							
#	Sequence number	GOE	Grade of Execution	Jx	Judges (x=1-9)	Ref.	Referee
<	Under-rotated jump	F	Fall	q	Jump landed on the quarter		

### Official Partners:

