



PROTOCOL



Finlandia Trophy 2024

November 15 - 17, 2024 Helsinki / FIN



Protocol

of the

ISU Grand Prix of Figure Skating® 2024 / 2025

Finlandia Trophy 2024

organized by

Finnish Figure Skating Association

with the authorization of the

International Skating Union

held in

Helsinki, FIN

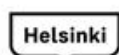
November 15 to 17, 2024

The events of the
Finlandia Trophy
took place at the

“Helsinki Ice Hall“

an artificial and heated indoor ice surface.

Official Partners:



International Skating Union (ISU)

Council

President: Jae Youl Kim Republic of Korea

1st Vice President

Speed Skating: Tron Espeli Norway

Vice President

Figure Skating: Benoit Lavoie Canada

Members

Figure Skating: Patricia St. Peter USA
Tatsuro Matsumura Japan
Susanna Rahkamo Finland
György Elek Hungary
Maria Teresa Samaranch Spain

Speed Skating: Suwanna Silpa-Archa Thailand
Sergio Anesi Italy
Stoytcho G. Stoytchev Bulgaria
Alexander Kibalko Russia
Albert Hazelhoff Netherlands

Athletes Representative: Eric Radford Canada

Director General: Colin Smith Great Britain
Legal Advisors: Michael Geistlinger Austria

Figure Skating Technical Sports Director: vacant

Speed Skating Technical Sports Director: Hugo Herrnhof Italy

Technical Committees

Single & Pair Skating

Chairperson: Fabio Bianchetti Italy
Members: Leena Laaksonen Finland
Yukiko Okabe Japan
Emilie Billow Sweden
Susan Lynch Australia
Appointed Skater: Cong Han China
Appointed Coach: Patrick Meier Switzerland

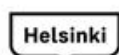
Ice Dance

Chairperson: Shawn Rettstatt USA
Members: Hilary Selby Great Britain
David Molina France
Ingrid Charlotte Wolter Germany
Appointed Skater: Kaitlyn Weaver Canada
Appointed Coach: Alper Uçar Türkiye

Synchronized Skating

Chairperson: Philippe Maitrot France
Members: Petra Tyrbo Sweden
Lois Long USA
Nina Bischoff Switzerland
Appointed Skater: Ida Hellström Finland
Appointed Coach: Cathy Dalton Canada

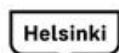
Official Partners:



Time Schedule

Thursday, November 14, 2024	10:30	Team Leaders Meeting
	11:30	Medical Meeting
	16:30	Referees and Technical Controllers Meeting
	17:30	Judges Meeting
Friday, November 15, 2024	15:00	MEN – Short Program
	16:45	Opening Ceremony
	17:30	WOMEN – Short Program
	19:20	PAIRS – Short Program
Saturday, November 16, 2024	12:45	MEN – Free Skating
	15:00	WOMEN – Free Skating
		Victory Ceremonies Women, Men
	17:35	ICE DANCE – Rhythm Dance
Sunday November 17, 2024	13:00	PAIRS – Free Skating
	14:40	ICE DANCE – Free Dance
		Victory Ceremonies Ice Dance, Pairs

Official Partners:



Participating ISU Members and Entries

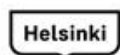
Member		Men	Women	Pairs	Ice Dance	Total
Canada	CAN	0	0	2	1	6
Czechia	CZE	0	0	0	1	2
Estonia	EST	1	1	0	0	2
Finland	FIN	2	3	1	2	11
France	FRA	1	1	0	0	2
Great Britain	GBR	0	0	0	1	2
Hungary	HUN	0	0	1	0	2
Italy	ITA	1	1	1	0	4
Japan	JPN	3	3	1	0	8
Republic of Korea	KOR	1	1	0	1	4
Poland	POL	1	0	0	0	1
Switzerland	SUI	1	0	0	0	1
Ukraine	UKR	0	0	0	1	2
United States of America	USA	1	2	2	3	13
		12	12	8	10	60
Nations		9	7	6	7	14

12/11/2024 12:55:52 UTC

Organizing Committee

Secretary General	Salla Mäkelä
Accreditation	Nina Gustafsson
Competition Directors	Sanna Eklund Mona Mervasto Minna Fernelius
Media and communication	Emmi Koskiniemi
Volunteers	Sofia Koittola
Officials' services	Laura Tykkyläinen
Competition office	Suvi Peussa Sanni Hietanen
Music and announcements	Jenni Honkila
Medical	Katja Melander
Transportation	Elina Kalminen Tuomas Ruohola
Skate sharpening	Timo Louhelainen
Victory ceremony	Laura Westerberg
Skate Expo	Mira Mansikkaniemi
IT support	Datalatu
Access control & security	First Eye
Ticket sales	Sofia Koittola, lippu.fi
Venue Manager	Niko Jalkanen
Volunteers' lounge	Maiju Gyran
Side events	Nina Salmela-Mäkelä Teemu Hintikka Sanna Vuorinen
VIP	Raakel Koittola

Official Partners:



MEN

Helsinki Ice Hall	15 NOV 2024	15:00	Short Program
	16 NOV 2024	12:45	Free Skating

Size of Skating Arena:	30m*60m
Ice Conditions:	very good
Number of Entries:	12
Number of Participants:	12

Entry Withdrawn:

Short Program		
Duration:	2:40 +/- 10 seconds	
Segment Factor:	1.00	
Program Component Factors:	Composition	1.67
	Presentation	1.67
	Skating Skills	1.67

Free Skating		
Duration:	4:00 +/- 10 seconds	
Segment Factor:	1.00	
Program Component Factors:	Composition	3.33
	Presentation	3.33
	Skating Skills	3.33

Official Partners:



RESULTS

MEN

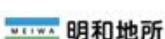
Pl.	Name	Nation	Total Score	SP	FS
1	Yuma KAGIYAMA	JPN	263.09	1	5
2	Kevin AYMOZ	FRA	259.15	3	2
3	Daniel GRASSL	ITA	258.55	6	1
4	Sota YAMAMOTO	JPN	249.91	4	3
5	Lukas BRITSCHGI	SUI	246.70	5	4
6	Kazuki TOMONO	JPN	238.41	2	7
7	Aleksandr SELEVKO	EST	214.15	8	6
8	Vladimir SAMOILOV	POL	205.47	9	8
9	Camden PULKINEN	USA	195.18	10	9
10	Makar SUNTSEV	FIN	180.48	11	10
11	Valtter VIRTANEN	FIN	166.25	12	11
Withdrawn	Junhwan CHA	KOR	77.33	7	WD

Ms. Tarja RISTANEN, ISU
Referee

Ms. Kari-Anne OLSEN, ISU
Technical Controller

Legend:	SP	Short Program	FS	Free Skating	WD	Withdrawn	Pl.	Place
---------	----	---------------	----	--------------	----	-----------	-----	-------

Official Partners:



PANEL OF JUDGES

MEN

Officials

Technical Controller	Ms. Kari-Anne OLSEN	ISU
Technical Specialist	Mr. Jan CEJVAN	ISU
Technical Specialist	Ms. Ikuko ISHIKAWA	ISU

Judges

Referee	Ms. Tarja RISTANEN	ISU
Judge No. 1	Ms. Raffaella LOCATELLI	ITA
Judge No. 2	Ms. So Young AN	KOR
Judge No. 3	Ms. Jelena GALIMOVA	EST
Judge No. 4	Ms. Anu NIINIRANTA	FIN
Judge No. 5	Ms. Ritsuko HORIUCHI	JPN
Judge No. 6	Mr. Anthony LEROY	FRA
Judge No. 7	Ms. Kristina LUNDGREN	USA
Judge No. 8	Ms. Christine BLANC	SUI
Judge No. 9	Ms. Magdalena RUSIECKA	POL

Data/Replay Operator

Data Operator	Mr. Peter LEVIN	ISU
Replay Operator	Mr. Zoltan JANOSI	ISU

Official Partners:



RESULTS

MEN SHORT PROGRAM

Pl.	Name	Nation	Total Segment Score
1	Yuma KAGIYAMA	JPN	103.97
2	Kazuki TOMONO	JPN	90.78
3	Kevin AYMOZ	FRA	85.13
4	Sota YAMAMOTO	JPN	82.43
5	Lukas BRITSCHGI	SUI	80.44
6	Daniel GRASSL	ITA	77.91
7	Junhwan CHA	KOR	77.33
8	Aleksandr SELEVKO	EST	66.36
9	Vladimir SAMOILOV	POL	65.46
10	Camden PULKINEN	USA	64.34
11	Makar SUNTSEV	FIN	59.58
12	Valtter VIRTANEN	FIN	57.28



Ms. Tarja RISTANEN, ISU
Referee



Ms. Kari-Anne OLSEN, ISU
Technical Controller

Official Partners:



JUDGES DETAILS PER SKATER

MEN SHORT PROGRAM

Rank	Name	Nation	Starting Number	Total Segment Score	Total Element Score	Total Program Component Score (factored)	Total Deductions									
1	Yuma KAGIYAMA	JPN	11	103.97	58.35	45.62	0.00									
#	Executed Elements	Info	Base Value	GOE	J1	J2	J3	J4	J5	J6	J7	J8	J9	Ref.	Scores of Panel	
1	4S		9.70	3.74	4	3	4	4	4	3	4	4	4		13.44	
2	4T+3T		13.70	2.99	5	2	3	3	3	3	3	3	4		16.69	
3	FSSp4		3.00	0.90	3	3	3	3	3	3	3	2	3		3.90	
4	3A		8.80	x 2.86	4	3	4	3	4	3	3	4	4		11.66	
5	CCSp4		3.20	0.27	-1	2	1	1	0	3	1	0	1		3.47	
6	StSq4		3.90	1.34	3	3	4	4	3	4	4	3	3		5.24	
7	CCoSp4		3.50	0.45	0	1	3	2	0	1	2	1	2		3.95	
			45.80												58.35	
Program Components				Factor												
Composition				1.67	8.75	8.75	9.00	9.25	9.00	9.00	9.25	8.75	9.00			8.96
Presentation				1.67	8.50	9.00	9.00	9.00	9.00	9.00	9.25	8.75	9.25			9.00
Skating Skills				1.67	9.50	9.00	9.25	9.50	9.25	9.25	9.50	9.25	9.50			9.36
Judges Total Program Component Score (factored)															45.62	
Deductions:														0.00		

Rank	Name	Nation	Starting Number	Total Segment Score	Total Element Score	Total Program Component Score (factored)	Total Deductions									
2	Kazuki TOMONO	JPN	7	90.78	48.85	41.93	0.00									
#	Executed Elements	Info	Base Value	GOE	J1	J2	J3	J4	J5	J6	J7	J8	J9	Ref.	Scores of Panel	
1	4T+2T		10.80	1.09	1	0	2	2	0	1	1	1	3		11.89	
2	4S		9.70	1.25	1	1	2	2	0	1	1	1	2		10.95	
3	FCSp4		3.20	0.64	3	2	2	2	2	2	1	2	2		3.84	
4	3A		8.80	x 1.49	2	2	3	2	2	2	1	1	2		10.29	
5	CSSp4		3.00	0.47	1	2	1	2	1	2	1	2	2		3.47	
6	StSq4		3.90	1.39	4	3	4	4	3	4	3	3	4		5.29	
7	CCoSp4V		2.63	0.49	2	1	3	2	2	2	2	1	2		3.12	
			42.03												48.85	
Program Components				Factor												
Composition				1.67	8.00	8.00	8.50	8.25	8.25	8.50	8.50	8.00	8.50			8.29
Presentation				1.67	8.00	8.25	8.50	8.25	8.50	8.50	8.50	8.75	8.75			8.46
Skating Skills				1.67	8.50	8.00	8.25	8.50	8.25	8.25	8.50	8.75	8.75			8.36
Judges Total Program Component Score (factored)															41.93	
Deductions:														0.00		

Rank	Name	Nation	Starting Number	Total Segment Score	Total Element Score	Total Program Component Score (factored)	Total Deductions									
3	Kevin AYMOZ	FRA	8	85.13	41.82	44.31	-1.00									
#	Executed Elements	Info	Base Value	GOE	J1	J2	J3	J4	J5	J6	J7	J8	J9	Ref.	Scores of Panel	
1	4T+3T		13.70	0.68	1	0	1	1	0	1	1	0	2		14.38	
2	3A		8.00	2.17	3	2	4	3	3	2	2	3	3		10.17	
3	CCSp4		3.20	0.82	2	3	3	3	2	3	3	2	2		4.02	
4	1Lz*	F *	0.00	x 0.00	-	-	-	-	-	-	-	-	-		0.00	
5	FSSp3		2.60	0.63	3	2	3	2	2	2	3	2	3		3.23	
6	CCoSp4		3.50	1.00	2	3	3	3	3	2	3	3	3		4.50	
7	StSq4		3.90	1.62	4	4	5	5	4	5	3	3	4		5.52	
			34.90												41.82	
Program Components				Factor												
Composition				1.67	8.75	8.50	9.00	9.00	8.50	9.00	9.00	9.00	9.00			8.89
Presentation				1.67	8.50	8.75	9.25	9.25	8.75	9.00	9.00	8.75	9.00			8.93
Skating Skills				1.67	8.50	8.75	8.75	8.75	8.50	8.75	8.75	8.75	9.00			8.71
Judges Total Program Component Score (factored)															44.31	
Deductions:							Falls							-1.00 (1)	-1.00	

Official Partners:



JUDGES DETAILS PER SKATER

MEN SHORT PROGRAM

Rank	Name	Nation	Starting Number	Total Segment Score	Total Element Score	Total Program Component Score (factored)	Total Deductions									
4	Sota YAMAMOTO	JPN	9	82.43	43.76	39.67	-1.00									
#	Executed Elements	Info	Base Value	GOE	J1	J2	J3	J4	J5	J6	J7	J8	J9	Ref.	Scores of Panel	
1	4T+3T		13.70	2.17	2	1	1	2	3	3	2	3	3		15.87	
2	4S		9.70	-3.19	-4	-3	-3	-3	-4	-3	-3	-4	-3		6.51	
3	FCSp4		3.20	0.64	1	2	1	2	2	3	2	2	3		3.84	
4	3Aq	F q	8.80	x -4.00	-5	-5	-5	-5	-5	-5	-5	-5	-5		4.80	
5	StSq4		3.90	1.06	3	2	2	3	3	3	3	3	2		4.96	
6	CCoSp4		3.50	0.55	1	1	2	1	2	2	3	0	2		4.05	
7	CSSp4		3.00	0.73	2	3	3	2	3	2	3	2	2		3.73	
			45.80												43.76	
Program Components				Factor												
Composition				1.67	7.75	7.50	8.00	7.75	8.00	8.25	8.50	6.50	7.75			7.86
Presentation				1.67	7.25	7.75	8.25	7.75	8.00	8.00	8.25	7.00	7.75			7.82
Skating Skills				1.67	7.75	8.00	8.50	8.00	8.25	8.25	8.00	7.75	8.25			8.07
Judges Total Program Component Score (factored)															39.67	
Deductions:				Falls	-1.00 (1)											-1.00

Rank	Name	Nation	Starting Number	Total Segment Score	Total Element Score	Total Program Component Score (factored)	Total Deductions									
5	Lukas BRITSCHGI	SUI	12	80.44	39.99	40.45	0.00									
#	Executed Elements	Info	Base Value	GOE	J1	J2	J3	J4	J5	J6	J7	J8	J9	Ref.	Scores of Panel	
1	4T+2T		10.80	-2.99	-3	-3	-4	-3	-3	-4	-3	-3	-2		7.81	
2	3A		8.00	1.94	3	2	3	3	3	2	2	2	2		9.94	
3	CSSp4		3.00	0.86	3	3	3	3	3	3	2	3	1		3.86	
4	3Lz	x	6.49	-1.35	-1	-2	-3	-3	-3	-2	-2	-2	-2		5.14	
5	StSq4		3.90	1.00	2	2	3	3	3	3	2	2	3		4.90	
6	FCSp4		3.20	0.69	3	2	4	2	2	2	1	2	2		3.89	
7	CCoSp4		3.50	0.95	3	3	3	2	2	3	3	3	2		4.45	
			38.89												39.99	
Program Components				Factor												
Composition				1.67	8.25	8.00	8.25	8.00	7.75	8.25	8.00	7.75	8.00			8.04
Presentation				1.67	8.00	8.00	8.25	8.25	8.00	8.25	8.25	7.75	8.25			8.14
Skating Skills				1.67	8.25	8.00	8.00	7.75	8.00	8.25	8.00	7.75	8.25			8.04
Judges Total Program Component Score (factored)															40.45	
Deductions:															0.00	

Rank	Name	Nation	Starting Number	Total Segment Score	Total Element Score	Total Program Component Score (factored)	Total Deductions									
6	Daniel GRASSL	ITA	5	77.91	39.78	39.13	-1.00									
#	Executed Elements	Info	Base Value	GOE	J1	J2	J3	J4	J5	J6	J7	J8	J9	Ref.	Scores of Panel	
1	4Lo		10.50	1.80	2	1	2	2	2	0	2	1	2		12.30	
2	3Lz+COMBO	F	5.90	-2.95	-5	-5	-5	-5	-5	-5	-5	-5	-5		2.95	
3	3A	x	8.80	0.91	2	1	2	2	1	1	0	0	1		9.71	
4	FSSp3		2.60	0.48	2	2	2	2	2	2	2	1	1		3.08	
5	StSq3		3.30	0.71	3	2	3	2	2	2	2	2	2		4.01	
6	CCSp4		3.20	0.18	0	2	-1	0	0	3	0	2	0		3.38	
7	CCoSp4		3.50	0.85	3	3	3	2	2	3	2	2	1		4.35	
			37.80												39.78	
Program Components				Factor												
Composition				1.67	7.75	7.75	7.75	8.00	7.50	8.00	8.00	8.00	7.75			7.86
Presentation				1.67	7.50	8.00	8.00	7.75	7.75	7.75	7.75	8.00	7.75			7.82
Skating Skills				1.67	7.50	7.75	8.00	8.00	7.75	7.75	7.50	7.75	7.75			7.75
Judges Total Program Component Score (factored)															39.13	
Deductions:				Falls	-1.00 (1)											-1.00

Official Partners:



JUDGES DETAILS PER SKATER

MEN SHORT PROGRAM

Rank	Name	Nation	Starting Number	Total Segment Score	Total Element Score	Total Program Component Score (factored)								Total Deductions		
7	Junhwan CHA	KOR	10	77.33	38.48	39.85								-1.00		
#	Executed Elements	Info	Base Value	GOE	J1	J2	J3	J4	J5	J6	J7	J8	J9	Ref.	Scores of Panel	
1	4Sq	F q	9.70	-4.85	-5	-5	-5	-5	-5	-5	-5	-5	-5		4.85	
2	3Lz+3Lo<	<	9.82	-1.01	-2	-1	-2	-1	-2	-1	-2	-2	-2		8.81	
3	FCSp4		3.20	0.64	3	2	2	2	2	2	2	2	2		3.84	
4	3A	x	8.80	1.49	1	2	1	2	2	3	2	2	2		10.29	
5	CSSp3		2.60	0.33	0	2	-3	2	2	2	2	1	0		2.93	
6	StSq3		3.30	0.99	3	3	3	4	3	2	3	3	3		4.29	
7	CCoSp3		3.00	0.47	2	1	1	0	3	2	3	2	0		3.47	
			40.42													38.48
Program Components				Factor												
Composition				1.67	8.00	8.00	8.00	8.25	8.00	8.00	8.00	7.00	7.50			7.93
Presentation				1.67	7.75	8.00	7.75	8.00	8.25	8.50	7.50	7.50	7.75			7.86
Skating Skills				1.67	8.00	8.25	8.00	8.50	8.25	8.25	7.75	7.50	8.00			8.07
Judges Total Program Component Score (factored)																39.85
Deductions:				Falls	-1.00 (1)											-1.00

Rank	Name	Nation	Starting Number	Total Segment Score	Total Element Score	Total Program Component Score (factored)								Total Deductions		
8	Aleksandr SELEVKO	EST	6	66.36	27.35	40.01								-1.00		
#	Executed Elements	Info	Base Value	GOE	J1	J2	J3	J4	J5	J6	J7	J8	J9	Ref.	Scores of Panel	
1	4Tq	F q	9.50	-4.75	-5	-5	-5	-5	-5	-5	-5	-5	-5		4.75	
2	2A		3.30	0.57	2	0	2	1	2	1	2	2	2		3.87	
3	FSSp3		2.60	0.48	3	2	2	2	2	1	2	1	2		3.08	
4	1Lz*+3T	*	4.62	-2.10	-5	-5	-5	-5	-5	-5	-5	-5	-5		2.52	
5	CCSp4		3.20	0.69	3	2	3	2	3	2	1	1	2		3.89	
6	StSq4		3.90	1.34	4	3	4	4	4	3	3	3	3		5.24	
7	CCoSp4		3.50	0.50	2	2	3	1	2	2	0	0	1		4.00	
			30.62													27.35
Program Components				Factor												
Composition				1.67	8.00	7.75	8.25	8.25	8.00	7.75	8.25	8.00	8.25			8.07
Presentation				1.67	7.75	8.00	8.25	8.25	7.75	7.50	8.00	8.00	8.00			7.96
Skating Skills				1.67	7.75	8.00	7.75	7.75	8.00	7.75	8.00	8.25	8.25			7.93
Judges Total Program Component Score (factored)																40.01
Deductions:				Falls	-1.00 (1)											-1.00

Rank	Name	Nation	Starting Number	Total Segment Score	Total Element Score	Total Program Component Score (factored)								Total Deductions		
9	Vladimir SAMOILOV	POL	3	65.46	32.40	34.06								-1.00		
#	Executed Elements	Info	Base Value	GOE	J1	J2	J3	J4	J5	J6	J7	J8	J9	Ref.	Scores of Panel	
1	4S		9.70	0.28	1	0	0	1	-1	0	0	0	2		9.98	
2	3A	F	8.00	-4.00	-5	-5	-5	-5	-5	-5	-5	-5	-4		4.00	
3	CCSp4		3.20	0.27	1	1	0	2	0	1	1	0	2		3.47	
4	2Lz!+3T	!	6.93	-0.36	-2	-1	-1	-1	-1	-1	0	-1	0		6.57	
5	FSSp3		2.60	0.15	0	1	0	1	-1	2	1	0	1		2.75	
6	StSq2		2.60	0.33	1	1	1	2	1	1	1	2	2		2.93	
7	CCoSp3V		2.25	0.45	3	2	2	2	2	1	2	2	2		2.70	
			35.28													32.40
Program Components				Factor												
Composition				1.67	5.75	6.50	6.50	7.00	6.50	6.50	6.25	6.25	7.25			6.50
Presentation				1.67	5.50	6.75	6.50	7.50	6.75	7.00	6.50	6.75	7.50			6.82
Skating Skills				1.67	6.50	6.75	7.00	7.75	7.25	7.00	7.00	7.00	7.50			7.07
Judges Total Program Component Score (factored)																34.06
Deductions:				Falls	-1.00 (1)											-1.00

Official Partners:



JUDGES DETAILS PER SKATER

MEN SHORT PROGRAM

Rank	Name	Nation	Starting Number	Total Segment Score	Total Element Score	Total Program Component Score (factored)	Total Deductions									
10	Camden PULKINEN	USA	4	64.34	30.02	36.32	-2.00									
#	Executed Elements	Info	Base Value	GOE	J1	J2	J3	J4	J5	J6	J7	J8	J9	Ref.	Scores of Panel	
1	3F		5.30	1.06	3	2	2	1	2	2	2	2	2		6.36	
2	3A	F	8.00	-4.00	-5	-5	-5	-5	-5	-5	-5	-5	-5		4.00	
3	FCSp3		2.80	-0.32	-1	-1	-1	-1	-3	0	-1	-2	-1		2.48	
4	3Lzq+3T<	F q <	10.19	x -2.95	-5	-5	-5	-5	-5	-5	-5	-5	-5		7.24	
5	CSSp3		2.60	0.41	2	2	1	1	2	2	2	1	1		3.01	
6	StSq2		2.60	0.48	2	2	2	1	2	2	2	1	2		3.08	
7	CCoSp4		3.50	0.35	1	2	1	1	2	2	-1	-1	1		3.85	
			34.99												30.02	
Program Components				Factor												
Composition				1.67	7.00	7.25	7.00	7.50	7.00	7.50	7.25	6.50	7.25			7.18
Presentation				1.67	6.75	7.25	7.00	7.50	7.25	7.25	7.00	7.25	7.50			7.21
Skating Skills				1.67	7.25	7.50	7.25	7.50	7.25	7.50	7.25	7.00	7.75			7.36
Judges Total Program Component Score (factored)														36.32		
Deductions:				Falls -2.00 (2)										-2.00		

Rank	Name	Nation	Starting Number	Total Segment Score	Total Element Score	Total Program Component Score (factored)	Total Deductions									
11	Makar SUNTSEV	FIN	1	59.58	25.51	34.07	0.00									
#	Executed Elements	Info	Base Value	GOE	J1	J2	J3	J4	J5	J6	J7	J8	J9	Ref.	Scores of Panel	
1	2Lz!+3T	!	6.30	-0.24	-1	-1	-1	-1	-1	-1	0	1	1		6.06	
2	3A<<	<<	3.30	-1.65	-5	-5	-5	-5	-5	-5	-5	-5	-5		1.65	
3	CCSp4		3.20	-0.27	-2	-1	-1	-1	-1	0	0	-1	-1		2.93	
4	3F	x	5.83	-1.44	-3	-2	-3	-2	-3	-3	-3	-3	-1		4.39	
5	StSq3		3.30	0.57	2	1	2	2	1	1	2	2	3		3.87	
6	CCoSp4		3.50	0.25	0	1	2	1	1	0	1	1	0		3.75	
7	FSSp3		2.60	0.26	2	1	1	1	1	1	1	1	1		2.86	
			28.03												25.51	
Program Components				Factor												
Composition				1.67	6.75	7.00	7.00	7.25	7.00	6.50	6.25	6.50	7.25			6.86
Presentation				1.67	6.00	6.75	7.00	7.00	6.75	6.25	6.75	6.75	7.00			6.75
Skating Skills				1.67	6.25	7.00	7.25	6.75	7.00	6.50	6.25	7.00	7.00			6.79
Judges Total Program Component Score (factored)														34.07		
Deductions:														0.00		

Rank	Name	Nation	Starting Number	Total Segment Score	Total Element Score	Total Program Component Score (factored)	Total Deductions									
12	Valtter VIRTANEN	FIN	2	57.28	24.17	34.11	-1.00									
#	Executed Elements	Info	Base Value	GOE	J1	J2	J3	J4	J5	J6	J7	J8	J9	Ref.	Scores of Panel	
1	3Lz		5.90	0.59	1	1	1	1	0	1	1	1	2		6.49	
2	3T+COMBO		4.20	-2.10	-5	-5	-5	-5	-5	-5	-5	-5	-5		2.10	
3	FCSp4		3.20	0.91	3	3	2	3	3	2	3	3	3		4.11	
4	2A	x	3.63	-1.27	-5	-4	-3	-3	-4	-4	-4	-4	-4		2.36	
5	StSq3		3.30	0.42	1	2	1	1	2	1	1	1	2		3.72	
6	CSSp4		3.00	0.34	2	1	2	1	-2	1	2	1	0		3.34	
7	CCoSp3V		2.25	-0.20	-1	0	0	0	-1	-2	-1	-1	-2		2.05	
			25.48												24.17	
Program Components				Factor												
Composition				1.67	6.00	7.00	6.75	7.00	7.00	7.00	6.50	7.00	7.00			6.89
Presentation				1.67	5.75	7.00	6.75	7.25	6.75	6.75	6.00	6.75	7.00			6.71
Skating Skills				1.67	6.00	7.25	6.75	7.00	6.50	7.00	6.25	7.25	7.00			6.82
Judges Total Program Component Score (factored)														34.11		
Deductions:				Time violation -1.00										-1.00		

Official Partners:





Finlandia Trophy 2024

November 15 - 17, 2024 Helsinki / FIN



JUDGES DETAILS PER SKATER


MEN SHORT PROGRAM

Legend:							
#	Sequence number	GOE	Grade of Execution	Jx	Judges (x=1-9)	Ref.	Referee
*	Invalid element	<	Under-rotated jump	<<	Downgraded jump	F	Fall
x	Credit for highlight distribution, base value multiplied by 1.1			!	Not clear edge		
q	Jump landed on the quarter						

printed: 15.11.2024 16:31

Page 5 / 5

Official Partners:



RESULTS

MEN FREE SKATING

Pl.	Name	Nation	Total Segment Score
1	Daniel GRASSL	ITA	180.64
2	Kevin AYMOZ	FRA	174.02
3	Sota YAMAMOTO	JPN	167.48
4	Lukas BRITSCHGI	SUI	166.26
5	Yuma KAGIYAMA	JPN	159.12
6	Aleksandr SELEVKO	EST	147.79
7	Kazuki TOMONO	JPN	147.63
8	Vladimir SAMOILOV	POL	140.01
9	Camden PULKINEN	USA	130.84
10	Makar SUNTSEV	FIN	120.90
11	Valtter VIRTANEN	FIN	108.97
Withdrawn			
	Junhwan CHA	KOR	WD

Ms. Tarja RISTANEN, ISU
Referee

Ms. Kari-Anne OLSEN, ISU
Technical Controller

Legend:
WD Withdrawn

Official Partners:



JUDGES DETAILS PER SKATER

MEN FREE SKATING

Rank	Name	Nation	Starting Number	Total Segment Score	Total Element Score	Total Program Component Score (factored)								Total Deductions		
1	Daniel GRASSL	ITA	7	180.64	100.81	79.83								0.00		
#	Executed Elements	Info	Base Value	GOE	J1	J2	J3	J4	J5	J6	J7	J8	J9	Ref.	Scores of Panel	
1	4Lz		11.50	1.64	1	2	2	1	2	1	1	2	1		13.14	
2	4Loq	q	10.50	-2.25	-2	-2	-2	-3	-2	-2	-2	-3	-2		8.25	
3	4S		9.70	0.55	1	1	0	1	0	0	1	1	0		10.25	
4	3A+3T		12.20	1.71	2	2	3	2	3	2	2	2	1		13.91	
5	ChSq1		3.00	0.71	2	2	1	1	2	3	1	1	1		3.71	
6	3A+2A+2A+SEQ		16.06	x 1.37	2	2	2	1	2	2	2	1	1		17.43	
7	3Lo+3T		10.01	x 0.91	2	2	1	2	2	2	2	2	1		10.92	
8	FCCoSp4		3.50	0.70	3	2	2	1	2	2	2	2	2		4.20	
9	3Lz		6.49	x 0.59	0	1	1	1	1	2	1	1	1		7.08	
10	StSq3		3.30	0.66	3	2	2	1	2	2	2	2	2		3.96	
11	CCoSp4		3.50	0.95	3	3	4	2	3	3	3	2	2		4.45	
12	CSSp4		3.00	0.51	3	2	2	1	2	3	0	-1	2		3.51	
			92.76												100.81	
Program Components				Factor												
Composition				3.33	8.50	7.75	8.25	7.75	7.75	8.75	7.75	7.75	7.75	7.75	7.93	
Presentation				3.33	8.50	8.25	8.00	8.00	7.75	8.75	8.25	7.75	8.00	8.11		
Skating Skills				3.33	8.25	8.00	8.00	8.00	7.50	8.50	7.75	7.75	7.75	7.93		
Judges Total Program Component Score (factored)															79.83	
Deductions:															0.00	
Rank	Name	Nation	Starting Number	Total Segment Score	Total Element Score	Total Program Component Score (factored)								Total Deductions		
2	Kevin AYMOZ	FRA	10	174.02	85.97	89.05								-1.00		
#	Executed Elements	Info	Base Value	GOE	J1	J2	J3	J4	J5	J6	J7	J8	J9	Ref.	Scores of Panel	
1	4T	F	9.50	-4.75	-5	-5	-5	-5	-5	-5	-5	-5	-5		4.75	
2	4T+2T		10.80	-1.49	-2	0	-2	-2	-2	-1	-1	-1	-2		9.31	
3	3Lz		5.90	0.93	2	2	2	2	1	2	1	1	1		6.83	
4	3A+2A+SEQ		11.30	2.06	3	3	4	3	3	2	2	2	2		13.36	
5	FCCoSp4		3.50	1.00	3	3	3	3	3	2	3	2	3		4.50	
6	StSq4		3.90	1.28	3	4	3	5	3	3	3	3	4		5.18	
7	3A		8.80	x 2.63	3	4	4	3	3	3	4	3	3		11.43	
8	3T+1Eu+3S		9.90	x 0.98	3	3	3	2	0	2	2	1	3		10.88	
9	3F!	!	5.83	x 0.23	0	1	0	0	1	1	0	1	0		6.06	
10	CCSp4		3.20	0.82	3	3	3	2	3	2	3	2	2		4.02	
11	ChSq1		3.00	2.00	4	4	4	4	4	4	4	4	4		5.00	
12	CCoSp4		3.50	1.15	4	4	4	3	3	3	3	3	3		4.65	
			79.13												85.97	
Program Components				Factor												
Composition				3.33	9.00	8.75	8.75	9.00	8.50	9.25	9.00	9.50	9.00	8.96		
Presentation				3.33	8.75	8.75	8.75	9.25	8.75	9.00	9.00	9.25	9.25	8.96		
Skating Skills				3.33	8.75	8.75	8.75	8.75	8.75	9.00	8.75	9.25	9.00	8.82		
Judges Total Program Component Score (factored)															89.05	
Deductions:				Falls												-1.00 (1)

Official Partners:




JUDGES DETAILS PER SKATER

MEN FREE SKATING

Rank	Name	Nation	Starting Number	Total Segment Score	Total Element Score	Total Program Component Score (factored)		Total Deductions								
3	Sota YAMAMOTO	JPN	9	167.48	87.12	81.36		-1.00								
#	Executed Elements	Info	Base Value	GOE	J1	J2	J3	J4	J5	J6	J7	J8	J9	Ref.	Scores of Panel	
1	3Lo		4.90	1.05	3	2	2	2	3	2	2	2	2		5.95	
2	4S		9.70	-1.11	-3	0	-1	-1	-2	-1	-1	-1	-1		8.59	
3	4T+3T		13.70	1.63	2	2	1	1	2	2	2	2	1		15.33	
4	3A+1Eu+3S		12.80	1.37	2	2	1	2	-1	3	1	2	2		14.17	
5	ChSq1		3.00	1.14	2	2	2	2	3	1	3	2	3		4.14	
6	FCSp4		3.20	0.82	3	3	2	2	3	1	3	2	3		4.02	
7	3A<	F <	7.04	x -3.20	-5	-5	-5	-5	-5	-5	-5	-5	-5		3.84	
8	4T		10.45	x 0.14	0	1	0	-1	2	0	1	0	-1		10.59	
9	3Fq+2A+SEQ	q	9.46	x -1.06	-3	-2	-2	-2	-2	-2	-2	-2	-2		8.40	
10	StSq3		3.30	0.85	3	3	3	2	3	2	3	2	2		4.15	
11	CSSp4		3.00	0.69	1	3	3	2	3	1	3	2	2		3.69	
12	CCoSp4		3.50	0.75	2	3	3	1	3	1	3	2	1		4.25	
			84.05												87.12	
Program Components				Factor												
Composition				3.33	8.00	8.00	8.25	7.75	8.00	7.50	8.50	7.75	8.25	8.00	8.50	8.00
Presentation				3.33	7.75	8.25	8.25	7.75	8.25	7.50	8.50	8.00	8.50	8.00	8.50	8.11
Skating Skills				3.33	8.50	8.50	8.25	8.25	8.25	7.75	8.25	8.25	8.25	8.75	8.32	
Judges Total Program Component Score (factored)															81.36	
Deductions:				Falls -1.00 (1)											-1.00	
Rank	Name	Nation	Starting Number	Total Segment Score	Total Element Score	Total Program Component Score (factored)		Total Deductions								
4	Lukas BRITSCHGI	SUI	8	166.26	84.34	81.92		0.00								
#	Executed Elements	Info	Base Value	GOE	J1	J2	J3	J4	J5	J6	J7	J8	J9	Ref.	Scores of Panel	
1	4T+3T		13.70	1.36	1	2	2	1	2	2	1	1	1		15.06	
2	2T		1.30	0.07	1	1	0	0	0	1	1	1	0		1.37	
3	3A+2A+2A+SEQ		14.60	1.83	2	2	3	2	3	2	3	2	2		16.43	
4	3Lo		4.90	0.84	2	3	2	1	2	2	1	2	1		5.74	
5	CCoSp4		3.50	1.05	4	3	3	2	3	3	3	3	3		4.55	
6	CSSp4		3.00	0.77	3	3	3	2	3	3	2	2	2		3.77	
7	3A		8.80	x 1.26	2	2	2	1	1	2	2	1	1		10.06	
8	3Lz+2T		7.92	x -0.25	-1	0	0	-1	-1	-1	0	0	0		7.67	
9	3F		5.83	x 0.91	2	2	2	1	1	2	2	2	1		6.74	
10	StSq3		3.30	0.90	3	3	3	3	3	2	2	2	3		4.20	
11	FCCoSp4		3.50	0.75	3	3	2	2	2	2	2	2	2		4.25	
12	ChSq1		3.00	1.50	3	3	3	3	3	2	3	3	3		4.50	
			73.35												84.34	
Program Components				Factor												
Composition				3.33	8.25	8.00	8.25	8.25	8.00	8.50	8.00	8.00	8.50	8.50	8.18	
Presentation				3.33	8.25	8.25	8.25	8.25	7.75	8.25	8.25	8.00	8.75	8.21		
Skating Skills				3.33	8.50	8.25	8.00	8.00	8.00	8.50	8.25	7.75	8.50	8.21		
Judges Total Program Component Score (factored)															81.92	
Deductions:															0.00	

Official Partners:

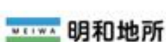



JUDGES DETAILS PER SKATER

MEN FREE SKATING

Rank	Name	Nation	Starting Number	Total Segment Score	Total Element Score	Total Program Component Score (factored)		Total Deductions								
5	Yuma KAGIYAMA	JPN	12	159.12	75.73	83.39		0.00								
#	Executed Elements	Info	Base Value	GOE	J1	J2	J3	J4	J5	J6	J7	J8	J9	Ref.	Scores of Panel	
1	2F<<	<<	0.50	-0.25	-5	-5	-5	-5	-5	-5	-5	-5	-5		0.25	
2	4S		9.70	-2.22	-2	-2	-3	-3	-3	-2	-1	-2	-2		7.48	
3	4T+3T		13.70	2.99	4	3	3	4	3	3	3	3	3		16.69	
4	3A		8.00	-2.86	-3	-4	-5	-3	-4	-3	-3	-4	-4		5.14	
5	FCSSp4		3.00	0.64	2	2	3	2	2	3	2	2	1		3.64	
6	4T		10.45	x 2.85	3	3	3	3	3	3	3	3	3		13.30	
7	3A+REP		6.16	x -1.60	-2	-2	0	-3	-2	-2	-2	-2	-2		4.56	
8	3F+2T		7.26	x 0.76	1	1	2	1	2	2	1	1	2		8.02	
9	StSq4		3.90	1.39	3	3	4	4	4	4	3	3	4		5.29	
10	ChSq1		3.00	1.43	2	2	3	4	4	3	3	2	3		4.43	
11	CCoSp4		3.50	0.20	0	-1	0	0	2	1	1	0	2		3.70	
12	FCCoSp4V		2.63	0.60	2	2	3	2	2	3	3	2	2		3.23	
			71.80												75.73	
Program Components				Factor												
Composition				3.33	8.25	7.50	8.25	8.50	8.00	8.50	8.75	7.75	8.75			8.29
Presentation				3.33	8.00	7.75	8.25	8.50	8.00	8.25	8.50	7.75	9.00			8.18
Skating Skills				3.33	8.50	8.00	8.50	8.75	8.50	8.75	8.50	8.50	9.00			8.57
Judges Total Program Component Score (factored)														83.39		
Deductions:														0.00		
Rank	Name	Nation	Starting Number	Total Segment Score	Total Element Score	Total Program Component Score (factored)		Total Deductions								
6	Aleksandr SELEVKO	EST	5	147.79	70.64	78.15		-1.00								
#	Executed Elements	Info	Base Value	GOE	J1	J2	J3	J4	J5	J6	J7	J8	J9	Ref.	Scores of Panel	
1	4T		9.50	2.04	2	2	3	2	3	2	2	2	2		11.54	
2	2T+3T		5.50	0.66	1	1	2	1	2	1	2	2	2		6.16	
3	3Lo		4.90	1.05	3	2	2	1	3	2	2	2	2		5.95	
4	3Aq	F q	8.00	-4.00	-5	-5	-5	-5	-5	-5	-5	-5	-5		4.00	
5	CCSp4		3.20	0.27	3	0	1	1	2	-1	0	1	1		3.47	
6	StSq4		3.90	1.00	3	2	3	3	3	1	2	2	3		4.90	
7	1A+3T		5.83	x 0.18	1	0	0	0	1	0	1	1	0		6.01	
8	3Lz+2A+2A+SEQ		13.75	x 1.01	2	2	2	1	3	0	2	2	1		14.76	
9	3F!q	! q	5.83	x -2.35	-5	-4	-5	-4	-5	-5	-4	-4	-4		3.48	
10	FSSp3		2.60	0.30	1	1	2	0	1	1	2	1	1		2.90	
11	ChSq1		3.00	1.21	3	2	3	3	4	2	2	2	2		4.21	
12	CCoSp3		3.00	0.26	0	2	-1	0	2	1	1	1	1		3.26	
			69.01												70.64	
Program Components				Factor												
Composition				3.33	7.75	7.50	7.75	8.00	7.75	7.75	7.75	7.75	7.25	8.00		7.75
Presentation				3.33	7.75	7.50	8.25	8.25	7.50	7.50	8.25	8.25	7.50	8.25		7.86
Skating Skills				3.33	8.00	7.75	7.50	7.75	7.75	7.75	7.75	8.00	8.00	8.50		7.86
Judges Total Program Component Score (factored)														78.15		
Deductions:				Falls	-1.00 (1)										-1.00	

Official Partners:



JUDGES DETAILS PER SKATER

MEN FREE SKATING

Rank	Name	Nation	Starting Number	Total Segment Score	Total Element Score	Total Program Component Score (factored)		Total Deductions								
7	Kazuki TOMONO	JPN	11	147.63	65.98	82.65		-1.00								
#	Executed Elements	Info	Base Value	GOE	J1	J2	J3	J4	J5	J6	J7	J8	J9	Ref.	Scores of Panel	
1	4T+2T		10.80	2.44	3	2	3	3	3	2	2	2	3		13.24	
2	4T		9.50	2.31	2	3	3	2	3	3	2	2	2		11.81	
3	2S		1.30	0.02	0	1	0	0	0	1	0	0	0		1.32	
4	3Lo		4.90	0.91	2	3	2	1	2	2	1	2	2		5.81	
5	FCSp4		3.20	0.69	2	2	3	2	3	2	2	1	2		3.89	
6	ChSq1		3.00	0.86	0	3	2	1	2	3	1	1	2		3.86	
7	3A	F	8.80	x -4.00	-5	-5	-5	-5	-5	-5	-5	-5	-5		4.80	
8	3F+2A+SEQ		9.46	x 0.76	1	2	2	1	2	2	1	0	1		10.22	
9	1A		1.21	x -0.03	0	-1	-1	0	0	0	0	0	-1		1.18	
10	StSq4		3.90	1.23	2	3	3	4	3	3	4	3	3		5.13	
11	CSSp3		2.60	0.26	0	2	1	1	1	2	1	0	1		2.86	
12	CCoSp1		2.00	-0.14	0	0	-2	-1	-1	1	-1	0	-3		1.86	
			60.67												65.98	
Program Components				Factor												
Composition				3.33	8.00	8.25	8.25	8.25	7.75	8.25	8.25	8.00	8.50			8.18
Presentation				3.33	7.75	8.50	8.25	8.00	8.00	8.50	8.50	8.00	8.75			8.25
Skating Skills				3.33	8.50	8.50	8.50	8.00	8.00	8.50	8.25	8.50	8.75			8.39
Judges Total Program Component Score (factored)														82.65		
Deductions:			Falls	-1.00 (1)										-1.00		

Rank	Name	Nation	Starting Number	Total Segment Score	Total Element Score	Total Program Component Score (factored)		Total Deductions								
8	Vladimir SAMOILOV	POL	4	140.01	68.18	71.83		0.00								
#	Executed Elements	Info	Base Value	GOE	J1	J2	J3	J4	J5	J6	J7	J8	J9	Ref.	Scores of Panel	
1	4Lz		11.50	2.79	2	2	3	2	3	1	3	3	2		14.29	
2	2S		1.30	-0.02	0	0	0	0	-2	0	0	-1	0		1.28	
3	A		0.00	0.00	-	-	-	-	-	-	-	-	-		0.00	
4	3Lo		4.90	0.63	1	0	2	1	2	0	2	2	1		5.53	
5	CCSp4		3.20	0.41	1	2	2	1	3	1	1	1	1		3.61	
6	3F+3T		10.45	x 0.76	1	1	3	1	2	0	1	3	1		11.21	
7	3Lz+3T		11.11	x 0.84	2	1	2	1	2	1	1	2	1		11.95	
8	3F+1Eu+2S		7.81	x 0.23	1	0	2	1	-1	0	0	1	0		8.04	
9	FSSp3		2.60	-0.22	-2	-1	-1	-1	0	0	-1	0	-2		2.38	
10	ChSq1		3.00	0.57	-1	0	1	1	2	0	2	2	2		3.57	
11	StSq3		3.30	0.38	0	0	1	1	2	0	2	2	2		3.68	
12	CCoSp3V		2.25	0.39	0	2	3	1	1	2	2	2	2		2.64	
			61.42												68.18	
Program Components				Factor												
Composition				3.33	6.75	6.75	7.25	7.25	7.50	6.75	7.00	7.25	7.00			7.04
Presentation				3.33	6.25	6.75	7.00	7.25	7.50	6.75	7.50	7.50	7.25			7.14
Skating Skills				3.33	7.50	7.00	7.25	7.50	7.50	7.00	7.50	7.50	7.50			7.39
Judges Total Program Component Score (factored)														71.83		
Deductions:													0.00			

Official Partners:



JUDGES DETAILS PER SKATER

MEN FREE SKATING

Rank	Name	Nation	Starting Number	Total Segment Score	Total Element Score	Total Program Component Score (factored)	Total Deductions									
9	Camden PULKINEN	USA	3	130.84	57.81	73.03	0.00									
#	Executed Elements	Info	Base Value	GOE	J1	J2	J3	J4	J5	J6	J7	J8	J9	Ref.	Scores of Panel	
1	3A+1Eu+2S		9.80	0.91	2	0	2	1	0	2	1	1	1		10.71	
2	1Lz		0.60	-0.16	-3	-4	-3	-3	-2	-3	-2	-2	-3		0.44	
3	3Aq	q	8.00	-3.66	-4	-4	-5	-5	-5	-5	-4	-5	-4		4.34	
4	3Lo		4.90	0.07	0	0	0	0	1	1	0	0	0		4.97	
5	FCSp3		2.80	0.24	1	1	1	0	1	1	1	1	0		3.04	
6	StSq4		3.90	0.56	0	1	1	1	2	2	2	1	2		4.46	
7	3Lz		6.49	x 1.18	2	2	2	1	3	2	2	2	2		7.67	
8	2Lz		2.31	x 0.09	0	0	0	0	1	1	1	0	1		2.40	
9	3F!+2A+SEQ	!	9.46	x 0.00	-1	0	0	0	0	0	0	0	0		9.46	
10	CSSp2		2.30	0.30	2	1	0	1	2	2	1	1	1		2.60	
11	ChSq1		3.00	1.07	2	2	2	1	3	2	3	1	3		4.07	
12	CCoSp4		3.50	0.15	1	1	-1	-1	1	1	1	1	-1		3.65	
			57.06												57.81	
Program Components				Factor												
Composition				3.33	6.75	7.25	7.25	7.25	7.50	7.50	7.50	7.25	6.75	7.25		7.21
Presentation				3.33	6.50	7.25	7.25	7.50	7.75	7.25	7.50	7.00	7.25		7.29	
Skating Skills				3.33	7.50	7.50	7.25	7.50	7.50	7.25	7.50	7.00	7.50		7.43	
Judges Total Program Component Score (factored)															73.03	
Deductions:															0.00	
Rank	Name	Nation	Starting Number	Total Segment Score	Total Element Score	Total Program Component Score (factored)	Total Deductions									
10	Makar SUNTSEV	FIN	2	120.90	52.57	69.33	-1.00									
#	Executed Elements	Info	Base Value	GOE	J1	J2	J3	J4	J5	J6	J7	J8	J9	Ref.	Scores of Panel	
1	2A+1Eu+3S		8.10	0.43	2	0	1	1	0	1	2	2	0		8.53	
2	3Lz!+2T	!	7.20	-0.17	-1	-1	0	-1	0	0	0	0	0		7.03	
3	2Lo		1.70	0.02	0	0	0	0	0	1	0	1	0		1.72	
4	2Lz		2.10	0.06	0	0	1	0	1	0	1	0	0		2.16	
5	CCSp3		2.80	0.12	1	0	0	0	1	0	1	0	1		2.92	
6	ChSq1		3.00	0.79	2	1	1	2	2	0	2	2	1		3.79	
7	3F+2A+SEQ		9.46	x 0.68	1	1	2	1	1	1	2	2	1		10.14	
8	3F	F	5.83	x -2.65	-5	-5	-5	-5	-5	-5	-5	-5	-5		3.18	
9	3T		4.62	x -1.26	-3	-3	-3	-3	-3	-4	-3	-3	-3		3.36	
10	StSq3		3.30	0.47	1	1	1	2	2	0	1	2	2		3.77	
11	FSSp3		2.60	0.33	1	1	1	0	1	2	2	2	1		2.93	
12	CCoSp3		3.00	0.04	0	0	-1	1	0	0	1	0	0		3.04	
			53.71												52.57	
Program Components				Factor												
Composition				3.33	6.50	6.75	7.00	7.50	7.25	6.50	7.00	7.00	7.50		7.00	
Presentation				3.33	6.75	7.00	7.00	7.25	7.00	6.25	6.75	6.75	7.25		6.93	
Skating Skills				3.33	7.00	7.00	7.25	6.75	7.25	6.25	6.00	7.00	7.00		6.89	
Judges Total Program Component Score (factored)															69.33	
Deductions:				Falls	-1.00 (1)											-1.00

Official Partners:




JUDGES DETAILS PER SKATER

MEN FREE SKATING

Rank	Name	Nation	Starting Number	Total Segment Score	Total Element Score	Total Program Component Score (factored)	Total Deductions									
11	Valtter VIRTANEN	FIN	1	108.97	45.60	63.37	0.00									
#	Executed Elements	Info	Base Value	GOE	J1	J2	J3	J4	J5	J6	J7	J8	J9	Ref.	Scores of Panel	
1	4T<	<	7.60	-3.80	-4	-5	-5	-5	-5	-5	-5	-5	-5		3.80	
2	1Lz		0.60	-0.07	-2	-1	-1	-1	-1	-1	-1	-1	-2		0.53	
3	3F		5.30	-0.91	-1	-1	-2	-2	-2	-1	-2	-2	-2		4.39	
4	3T+3T		8.40	0.90	3	2	2	1	2	2	3	2	2		9.30	
5	ChSq1		3.00	0.64	2	2	1	1	2	1	1	1	1		3.64	
6	3Loq+1A+SEQ	q	6.60	x -2.24	-4	-5	-5	-5	-5	-5	-4	-4	-4		4.36	
7	3Lo		5.39	x 0.56	1	1	1	1	1	1	2	2	1		5.95	
8	2S		1.43	x -0.41	-3	-4	-3	-3	-3	-4	-2	-3	-3		1.02	
9	FCSp3		2.80	0.52	2	2	1	3	2	1	2	2	2		3.32	
10	StSq3		3.30	0.19	0	1	0	1	0	0	1	1	1		3.49	
11	FCCoSp2		2.50	0.00	0	0	0	-1	0	-1	1	1	0		2.50	
12	CCoSp3		3.00	0.30	1	1	0	1	1	1	1	1	1		3.30	
			49.92												45.60	
Program Components				Factor												
Composition				3.33	6.00	6.50	6.50	7.00	6.25	6.25	6.25	6.50	6.75			6.43
Presentation				3.33	5.75	6.50	6.25	6.50	6.00	5.75	6.00	6.00	6.75			6.14
Skating Skills				3.33	6.50	6.75	6.50	6.50	6.00	6.00	6.50	6.50	7.00			6.46
Judges Total Program Component Score (factored)														63.37		
Deductions:															0.00	

Legend:							
#	Sequence number	GOE	Grade of Execution	Jx	Judges (x=1-9)	Ref.	Referee
<	Under-rotated jump	<<	Downgraded jump	x	Credit for highlight distribution, base value multiplied by 1.1		
!	Not clear edge	REP	Jump repetition	F	Fall	q	Jump landed on the quarter

Official Partners:



WOMEN

Helsinki Ice Hall	15 NOV 2024	17:30	Short Program
	16 NOV 2024	15:00	Free Skating

Size of Skating Arena:	30m*60m
Ice Conditions:	very good
Number of Entries:	12
Number of Participants:	12

Entry Withdrawn:

Short Program			
Duration:	2:40 +/- 10 seconds		
Segment Factor:	1.00		
Program Component Factors:	Composition		1.33
	Presentation		1.33
	Skating Skills		1.33

Free Skating			
Duration:	4:00 +/- 10 seconds		
Segment Factor:	1.00		
Program Component Factors:	Composition		2.67
	Presentation		2.67
	Skating Skills		2.67

Official Partners:



RESULTS

WOMEN


Pl.	Name	Nation	Total Score	SP	FS
1	Hana YOSHIDA	JPN	199.46	1	2
2	Rino MATSUIKE	JPN	199.20	4	1
3	Lara Naki GUTMANN	ITA	198.49	2	3
4	Sarah EVERHARDT	USA	191.17	3	5
5	Ahsun YUN	KOR	187.68	5	6
6	Lorine SCHILD	FRA	182.36	7	7
7	Niina PETROKINA	EST	178.66	11	4
8	Mai MIHARA	JPN	174.74	6	8
9	Lindsay THORNGREN	USA	170.64	8	9
10	Janna JYRKINEN	FIN	157.44	9	11
11	Nella PELKONEN	FIN	155.22	12	10
12	Olivia LISKO	FIN	153.67	10	12

Ms. Tarja RISTANEN, ISU
Referee

Mr. Daniel DELFA, ISU
Technical Controller

Legend:				
SP	Short Program	FS	Free Skating	Pl. Place

Official Partners:



PANEL OF JUDGES

WOMEN

Officials

Technical Controller	Mr. Daniel DELFA	ISU
Technical Specialist	Ms. Ikuko ISHIKAWA	ISU
Technical Specialist	Mr. Jan CEJVAN	ISU

Judges

Referee	Ms. Tarja RISTANEN	ISU
Judge No. 1	Ms. Marjo KANKAANRANTA	FIN
Judge No. 2	Ms. Ann MUESING	BEL
Judge No. 3	Ms. Kristina LUNDGREN	USA
Judge No. 4	Ms. Jelena GALIMOVA	EST
Judge No. 5	Ms. So Young AN	KOR
Judge No. 6	Ms. Ritsuko HORIUCHI	JPN
Judge No. 7	Mr. Anthony LEROY	FRA
Judge No. 8	Ms. Noemi STIPKOVITS	HUN
Judge No. 9	Ms. Vera TAUCHMANOVA	CZE

Data/Replay Operator

Data Operator	Mr. Zoltan JANOSI	ISU
Replay Operator	Mr. Peter LEVIN	ISU

Official Partners:



RESULTS

WOMEN SHORT PROGRAM

Pl.	Name	Nation	Total Segment Score
1	Hana YOSHIDA	JPN	67.87
2	Lara Naki GUTMANN	ITA	67.06
3	Sarah EVERHARDT	USA	66.28
4	Rino MATSUIKE	JPN	64.82
5	Ahsun YUN	KOR	63.16
6	Mai MIHARA	JPN	59.56
7	Lorine SCHILD	FRA	59.22
8	Lindsay THORNGREN	USA	57.37
9	Janna JYRKINEN	FIN	55.30
10	Olivia LISKO	FIN	54.68
11	Niina PETROKINA	EST	53.76
12	Nella PELKONEN	FIN	52.14

Ms. Tarja RISTANEN, ISU
Referee

Mr. Daniel DELFA, ISU
Technical Controller

Official Partners:



JUDGES DETAILS PER SKATER

WOMEN SHORT PROGRAM

Rank	Name	Nation	Starting Number	Total Segment Score	Total Element Score	Total Program Component Score (factored)	Total Deductions									
1	Hana YOSHIDA	JPN	12	67.87	36.10	31.77	0.00									
#	Executed Elements	Info	Base Value	GOE	J1	J2	J3	J4	J5	J6	J7	J8	J9	Ref.	Scores of Panel	
1	2A		3.30	0.94	3	3	2	3	3	2	3	3	3		4.24	
2	3Lz+3Tq	q	10.10	-0.42	-1	1	-1	-1	0	-1	-1	-1	0		9.68	
3	FSSp4		3.00	0.56	2	3	0	1	2	2	2	2	2		3.56	
4	3Lo	x	5.39	0.70	1	2	1	2	1	1	2	2	1		6.09	
5	StSq4		3.90	1.11	3	3	2	3	3	3	3	3	2		5.01	
6	CSp4		2.60	0.52	1	3	2	3	2	1	2	2	2		3.12	
7	CCoSp4		3.50	0.90	2	3	2	3	3	2	3	2	3		4.40	
			31.79												36.10	
Program Components				Factor												
Composition				1.33	7.50	8.25	8.25	8.50	8.00	7.50	8.00	8.25	7.75			8.00
Presentation				1.33	7.25	8.25	8.25	8.25	7.75	7.25	7.75	8.25	7.75			7.89
Skating Skills				1.33	7.25	8.50	8.50	8.50	7.75	7.50	8.00	8.00	7.75			8.00
Judges Total Program Component Score (factored)														31.77		
Deductions:														0.00		

Rank	Name	Nation	Starting Number	Total Segment Score	Total Element Score	Total Program Component Score (factored)	Total Deductions									
2	Lara Naki GUTMANN	ITA	8	67.06	36.14	30.92	0.00									
#	Executed Elements	Info	Base Value	GOE	J1	J2	J3	J4	J5	J6	J7	J8	J9	Ref.	Scores of Panel	
1	3T+3T		8.40	0.66	2	1	2	1	1	2	2	2	1		9.06	
2	2A		3.30	0.47	1	2	1	2	2	1	2	1	0		3.77	
3	SSp4		2.50	0.57	3	3	2	2	2	3	3	1	1		3.07	
4	3Lz	x	6.49	1.26	3	2	2	2	2	3	2	2	2		7.75	
5	FCSp4		3.20	0.64	2	2	2	2	2	3	2	2	2		3.84	
6	StSq4		3.90	1.06	3	3	3	3	2	3	3	2	2		4.96	
7	CCoSp3		3.00	0.69	3	2	2	1	3	2	3	2	2		3.69	
			30.79												36.14	
Program Components				Factor												
Composition				1.33	7.50	7.75	8.25	7.75	7.75	7.75	7.75	8.50	7.00			7.79
Presentation				1.33	7.25	7.75	8.00	7.75	8.00	8.00	7.50	8.25	7.00			7.75
Skating Skills				1.33	7.50	7.50	7.75	7.75	7.75	8.00	7.75	8.00	7.00			7.71
Judges Total Program Component Score (factored)														30.92		
Deductions:														0.00		

Rank	Name	Nation	Starting Number	Total Segment Score	Total Element Score	Total Program Component Score (factored)	Total Deductions									
3	Sarah EVERHARDT	USA	5	66.28	36.63	29.65	0.00									
#	Executed Elements	Info	Base Value	GOE	J1	J2	J3	J4	J5	J6	J7	J8	J9	Ref.	Scores of Panel	
1	3T+3T		8.40	0.90	3	2	2	3	2	2	2	2	2		9.30	
2	2A		3.30	0.80	3	2	2	3	2	3	2	2	3		4.10	
3	CCoSp4		3.50	0.80	2	2	3	2	2	3	3	2	2		4.30	
4	3Lz	x	6.49	1.35	2	2	2	2	3	2	2	3	3		7.84	
5	FSSp4		3.00	0.51	1	2	2	0	1	2	2	2	2		3.51	
6	LSp4		2.70	0.73	2	3	3	2	2	3	3	3	3		3.43	
7	StSq3		3.30	0.85	2	3	3	2	3	2	3	3	2		4.15	
			30.69												36.63	
Program Components				Factor												
Composition				1.33	7.25	7.50	8.00	7.00	8.00	7.00	7.50	8.00	7.50			7.54
Presentation				1.33	6.75	7.25	7.50	7.00	8.00	6.50	7.50	7.75	7.25			7.29
Skating Skills				1.33	7.00	7.25	7.75	7.50	7.75	7.25	7.50	7.75	7.25			7.46
Judges Total Program Component Score (factored)														29.65		
Deductions:														0.00		

Official Partners:



JUDGES DETAILS PER SKATER WOMEN SHORT PROGRAM

Rank	Name	Nation	Starting Number	Total Segment Score	Total Element Score	Total Program Component Score (factored)	Total Deductions									
4	Rino MATSUIKE	JPN	4	64.82	35.41	30.41	-1.00									
#	Executed Elements	Info	Base Value	GOE	J1	J2	J3	J4	J5	J6	J7	J8	J9	Ref.	Scores of Panel	
1	2A		3.30	0.94	3	3	3	3	2	3	2	3	3		4.24	
2	3F!q	F ! q	5.30	-2.65	-5	-5	-5	-5	-5	-5	-5	-5	-5		2.65	
3	CCoSp4		3.50	0.60	2	3	2	2	2	2	1	1	1		4.10	
4	3Lz+3T		11.11	x 1.18	2	2	2	1	2	2	2	3	2		12.29	
5	StSq4		3.90	1.00	3	3	3	1	2	2	2	3	3		4.90	
6	FCSp3		2.80	0.88	3	3	4	3	3	4	3	3	3		3.68	
7	LSp4		2.70	0.85	3	3	3	3	3	4	3	4	3		3.55	
			32.61												35.41	
Program Components				Factor												
Composition				1.33	8.00	7.25	7.75	7.50	7.75	7.75	7.00	8.00	7.00			7.57
Presentation				1.33	7.75	7.50	7.75	7.50	7.75	7.75	7.00	7.50	7.00			7.54
Skating Skills				1.33	8.00	7.50	8.25	7.75	8.00	8.00	7.25	7.75	7.25			7.75
Judges Total Program Component Score (factored)														30.41		
Deductions:				Falls -1.00 (1)										-1.00		

Rank	Name	Nation	Starting Number	Total Segment Score	Total Element Score	Total Program Component Score (factored)	Total Deductions									
5	Ahsun YUN	KOR	1	63.16	35.95	27.21	0.00									
#	Executed Elements	Info	Base Value	GOE	J1	J2	J3	J4	J5	J6	J7	J8	J9	Ref.	Scores of Panel	
1	3Lz!+3T	!	10.10	0.34	0	1	1	0	0	1	1	1	0		10.44	
2	2A		3.30	0.66	2	2	2	2	2	2	2	2	1		3.96	
3	FCSp4		3.20	0.46	1	2	1	1	2	2	2	1	1		3.66	
4	3F	x	5.83	x 0.98	1	2	1	2	2	2	2	2	2		6.81	
5	LSp3		2.40	0.41	2	1	2	0	2	2	3	2	1		2.81	
6	StSq4		3.90	0.17	0	1	1	-1	0	1	1	1	-1		4.07	
7	CCoSp4		3.50	0.70	2	2	2	2	3	2	2	2	1		4.20	
			32.23												35.95	
Program Components				Factor												
Composition				1.33	6.75	6.50	7.00	7.25	7.00	7.25	6.75	6.75	6.25	6.25		6.86
Presentation				1.33	6.25	6.25	6.75	7.25	7.25	7.00	6.50	6.50	6.00			6.64
Skating Skills				1.33	7.00	6.50	7.50	7.75	7.50	7.00	6.50	6.75	6.25			6.96
Judges Total Program Component Score (factored)														27.21		
Deductions:														0.00		

Rank	Name	Nation	Starting Number	Total Segment Score	Total Element Score	Total Program Component Score (factored)	Total Deductions									
6	Mai MIHARA	JPN	11	59.56	28.97	30.59	0.00									
#	Executed Elements	Info	Base Value	GOE	J1	J2	J3	J4	J5	J6	J7	J8	J9	Ref.	Scores of Panel	
1	3Lz+2T		7.20	0.76	1	2	1	2	0	2	2	1	0		7.96	
2	2A		3.30	0.71	2	3	2	2	2	3	2	2	2		4.01	
3	CCoSp4		3.50	1.00	3	2	3	3	2	3	4	3	3		4.50	
4	2F*	*	0.00	x 0.00	-	-	-	-	-	-	-	-	-		0.00	
5	FSSp4		3.00	0.86	3	3	4	3	3	3	3	2	2		3.86	
6	StSq4		3.90	1.23	2	4	4	2	3	3	4	3	3		5.13	
7	LSp4		2.70	0.81	3	3	3	3	2	4	3	3	3		3.51	
			23.60												28.97	
Program Components				Factor												
Composition				1.33	7.50	7.75	8.50	8.00	7.50	7.00	7.75	7.75	7.50			7.68
Presentation				1.33	7.25	7.75	8.75	7.75	7.75	7.25	7.50	7.50	7.50			7.57
Skating Skills				1.33	7.75	8.00	8.50	8.00	7.50	7.75	7.50	7.50	7.75			7.75
Judges Total Program Component Score (factored)														30.59		
Deductions:														0.00		

Official Partners:



JUDGES DETAILS PER SKATER

WOMEN SHORT PROGRAM

Rank	Name	Nation	Starting Number	Total Segment Score	Total Element Score	Total Program Component Score (factored)	Total Deductions								
7	Lorine SCHILD	FRA	9	59.22	31.28	27.94	0.00								
#	Executed Elements	Info	Base Value	GOE	J1	J2	J3	J4	J5	J6	J7	J8	J9	Ref.	Scores of Panel
1	3Lz+3T		10.10	-0.25	-1	0	0	-1	-1	1	0	0	-1		9.85
2	2A		3.30	0.33	2	3	1	1	0	1	1	1	0		3.63
3	FCSp3		2.80	0.20	1	2	0	-1	1	2	1	0	0		3.00
4	3Lo		5.39	x -1.61	-4	-3	-3	-3	-3	-3	-4	-5	-3		3.78
5	CCoSp4		3.50	0.15	0	2	0	0	1	0	1	1	0		3.65
6	StSq4		3.90	0.50	2	2	1	1	1	1	2	1	1		4.40
7	LSp4		2.70	0.27	1	2	1	0	1	1	1	1	1		2.97
			31.69												31.28
Program Components			Factor												
Composition			1.33	6.75	7.25	7.50	7.25	7.00	6.75	7.00	7.25	6.75	7.04		7.04
Presentation			1.33	6.50	7.00	7.25	7.50	7.25	6.50	6.75	7.00	6.75	7.04		6.93
Skating Skills			1.33	6.75	7.25	7.25	7.50	7.00	7.00	7.00	7.00	6.75	7.04		7.04
Judges Total Program Component Score (factored)														27.94	
Deductions:														0.00	

Rank	Name	Nation	Starting Number	Total Segment Score	Total Element Score	Total Program Component Score (factored)	Total Deductions									
8	Lindsay THORNGREN	USA	7	57.37	29.25	29.12	-1.00									
#	Executed Elements	Info	Base Value	GOE	J1	J2	J3	J4	J5	J6	J7	J8	J9	Ref.	Scores of Panel	
1	3Lz<	F <	4.72	-2.36	-5	-5	-5	-5	-5	-5	-5	-5	-5		2.36	
2	2A		3.30	0.75	2	2	2	2	2	3	3	2	3		4.05	
3	FCSp4		3.20	0.73	2	2	2	2	3	3	3	2	2		3.93	
4	3F<+3T<	< <	8.36	x -1.64	-4	-4	-4	-4	-3	-3	-4	-4	-4		6.72	
5	LSp4		2.70	0.89	2	3	4	3	3	4	5	3	3		3.59	
6	StSq3		3.30	0.75	2	3	3	1	2	3	2	2	2		4.05	
7	CCoSp4		3.50	1.05	2	2	3	3	3	4	5	3	3		4.55	
			29.08												29.25	
Program Components			Factor													
Composition			1.33	7.00	7.50	8.00	7.25	7.25	7.50	7.50	7.50	7.50	7.00	7.39		7.39
Presentation			1.33	6.75	7.00	7.25	7.00	7.50	7.25	7.25	7.50	6.50	7.14		7.14	
Skating Skills			1.33	6.75	7.25	7.50	7.25	7.50	7.50	7.50	7.50	7.00	7.36		7.36	
Judges Total Program Component Score (factored)														29.12		
Deductions:			Falls	-1.00	(1)											-1.00

Rank	Name	Nation	Starting Number	Total Segment Score	Total Element Score	Total Program Component Score (factored)	Total Deductions								
9	Janna JYRKINEN	FIN	6	55.30	29.07	26.23	0.00								
#	Executed Elements	Info	Base Value	GOE	J1	J2	J3	J4	J5	J6	J7	J8	J9	Ref.	Scores of Panel
1	3Lz+3T<	<	9.26	-1.35	-2	-3	-2	-3	-2	-2	-2	-2	-3		7.91
2	2A		3.30	0.42	2	2	1	1	1	2	1	0	1		3.72
3	FCSp4		3.20	0.14	0	2	1	0	0	0	1	-1	1		3.34
4	3Loq	q	5.39	x -0.98	-2	-2	-2	-2	-2	-2	-2	-3	-2		4.41
5	StSq3		3.30	0.33	2	1	1	0	0	2	1	1	1		3.63
6	CCoSp3		3.00	0.09	1	0	0	0	1	0	1	0	0		3.09
7	LSp4		2.70	0.27	1	1	1	0	1	2	3	1	-1		2.97
			30.15												29.07
Program Components			Factor												
Composition			1.33	6.75	6.75	7.00	6.50	6.25	6.50	6.50	6.25	6.50	6.54		6.54
Presentation			1.33	6.25	7.00	7.00	6.50	6.75	6.50	7.00	6.00	6.25	6.61		6.61
Skating Skills			1.33	6.50	7.00	6.75	6.50	6.50	6.75	6.75	6.00	6.25	6.57		6.57
Judges Total Program Component Score (factored)														26.23	
Deductions:														0.00	

Official Partners:



JUDGES DETAILS PER SKATER

WOMEN SHORT PROGRAM

Rank	Name	Nation	Starting Number	Total Segment Score	Total Element Score	Total Program Component Score (factored)								Total Deductions		
10	Olivia LISKO	FIN	2	54.68	28.76	25.92								0.00		
#	Executed Elements	Info	Base Value	GOE	J1	J2	J3	J4	J5	J6	J7	J8	J9	Ref.	Scores of Panel	
1	3T+3Tq	q	8.40	-0.78	-1	-3	-2	-1	-2	-1	-2	-2	-3		7.62	
2	3Lzq	q	5.90	-1.18	-2	-2	-1	-2	-2	-2	-2	-2	-2		4.72	
3	FSSp4		3.00	0.43	1	2	1	2	1	2	1	1	2		3.43	
4	2A		3.63	x 0.61	2	2	2	2	1	2	1	2	2		4.24	
5	StSq2		2.60	0.22	1	1	0	1	0	1	1	1	1		2.82	
6	LSp3		2.40	0.27	1	2	1	0	1	2	1	1	1		2.67	
7	CCoSp3		3.00	0.26	1	2	1	0	1	1	1	1	0		3.26	
			28.93												28.76	
Program Components				Factor												
Composition				1.33	6.75	6.25	6.25	6.75	6.50	6.25	6.25	6.50	6.75			6.46
Presentation				1.33	6.75	6.50	6.75	7.00	6.75	6.50	6.00	6.75	6.50			6.64
Skating Skills				1.33	6.50	6.25	6.50	7.00	6.50	6.50	6.25	6.00	6.25			6.39
Judges Total Program Component Score (factored)																25.92
Deductions:														0.00		

Rank	Name	Nation	Starting Number	Total Segment Score	Total Element Score	Total Program Component Score (factored)								Total Deductions		
11	Niina PETROKINA	EST	10	53.76	24.66	29.10								0.00		
#	Executed Elements	Info	Base Value	GOE	J1	J2	J3	J4	J5	J6	J7	J8	J9	Ref.	Scores of Panel	
1	2A		3.30	0.66	2	2	2	2	1	3	2	3	1		3.96	
2	3Fq+2T	q	6.60	-0.98	-2	-2	-2	-1	-2	-1	-2	-2	-2		5.62	
3	CCoSp4		3.50	0.75	2	3	2	2	2	3	2	2	2		4.25	
4	1Lz*	*	0.00	x 0.00	-	-	-	-	-	-	-	-	-		0.00	
5	StSq4		3.90	0.95	2	3	3	3	2	3	2	2	1		4.85	
6	FCSp2		2.30	0.59	2	3	3	3	3	3	2	2	2		2.89	
7	LSp4		2.70	0.39	1	2	1	2	1	2	2	1	0		3.09	
			22.30												24.66	
Program Components				Factor												
Composition				1.33	6.50	7.25	7.75	8.00	7.25	7.75	7.00	7.25	6.75			7.29
Presentation				1.33	6.50	7.25	8.25	8.00	7.50	7.75	7.00	7.00	6.50			7.29
Skating Skills				1.33	6.75	7.50	7.50	7.75	7.50	7.75	7.00	7.00	6.75			7.29
Judges Total Program Component Score (factored)																29.10
Deductions:														0.00		

Rank	Name	Nation	Starting Number	Total Segment Score	Total Element Score	Total Program Component Score (factored)								Total Deductions		
12	Nella PELKONEN	FIN	3	52.14	25.82	26.32								0.00		
#	Executed Elements	Info	Base Value	GOE	J1	J2	J3	J4	J5	J6	J7	J8	J9	Ref.	Scores of Panel	
1	3T+2T		5.50	0.60	2	2	1	2	1	2	1	1	1		6.10	
2	3Lz!q	! q	5.90	-2.78	-5	-4	-5	-5	-4	-4	-5	-5	-5		3.12	
3	FCSp4		3.20	0.50	2	1	1	1	1	2	2	2	2		3.70	
4	2A		3.63	x 0.57	2	2	2	3	1	2	1	1	2		4.20	
5	StSq2		2.60	-0.07	0	1	-1	-1	0	1	-1	0	-1		2.53	
6	CCoSp4		3.50	0.30	2	1	1	1	0	1	2	0	0		3.80	
7	SSp3		2.10	0.27	3	2	1	1	1	2	1	1	1		2.37	
			26.43												25.82	
Program Components				Factor												
Composition				1.33	7.00	6.50	6.75	7.00	6.50	6.50	6.00	6.25	7.00			6.64
Presentation				1.33	6.75	6.75	6.50	7.25	6.50	6.50	6.25	6.50	6.75			6.61
Skating Skills				1.33	7.00	6.25	6.25	7.25	6.75	6.75	6.25	6.00	6.50			6.54
Judges Total Program Component Score (factored)																26.32
Deductions:														0.00		

Official Partners:






JUDGES DETAILS PER SKATER

WOMEN SHORT PROGRAM

Legend:						
#	Sequence number	GOE	Grade of Execution	Jx	Judges (x=1-9)	Ref. Referee
*	Invalid element	<	Under-rotated jump	x	Credit for highlight distribution, base value multiplied by 1.1	
!	Not clear edge	F	Fall	q	Jump landed on the quarter	

Official Partners:



RESULTS

WOMEN FREE SKATING

Pl.	Name	Nation	Total Segment Score
1	Rino MATSUIKE	JPN	134.38
2	Hana YOSHIDA	JPN	131.59
3	Lara Naki GUTMANN	ITA	131.43
4	Niina PETROKINA	EST	124.90
5	Sarah EVERHARDT	USA	124.89
6	Ahsun YUN	KOR	124.52
7	Lorine SCHILD	FRA	123.14
8	Mai MIHARA	JPN	115.18
9	Lindsay THORNGREN	USA	113.27
10	Nella PELKONEN	FIN	103.08
11	Janna JYRKINEN	FIN	102.14
12	Olivia LISKO	FIN	98.99

Ms. Tarja RISTANEN, ISU
Referee

Mr. Daniel DELFA, ISU
Technical Controller

Official Partners:



JUDGES DETAILS PER SKATER

WOMEN FREE SKATING

Rank	Name	Nation	Starting Number	Total Segment Score	Total Element Score	Total Program Component Score (factored)							Total Deductions			
1	Rino MATSUIKE	JPN	9	134.38	70.85	64.53							-1.00			
#	Executed Elements	Info	Base Value	GOE	J1	J2	J3	J4	J5	J6	J7	J8	J9	Ref.	Scores of Panel	
1	3Lo		4.90	1.19	3	3	2	2	2	3	2	3	2		6.09	
2	3Lz+3T+2T		11.40	1.18	2	3	2	1	2	2	2	2	2		12.58	
3	3F		5.30	1.29	2	3	2	3	2	3	2	3	2		6.59	
4	ChSq1		3.00	1.07	2	2	2	3	2	3	2	2	2		4.07	
5	2A		3.30	0.90	3	2	2	3	3	3	2	3	3		4.20	
6	FCCoSp4		3.50	1.05	3	2	3	3	3	3	3	3	3		4.55	
7	3Lz+2T		7.92	x 1.10	1	2	1	2	2	3	2	2	2		9.02	
8	3Fq+2A+SEQ	q	9.46	x 0.08	0	0	0	1	0	-1	0	0	1		9.54	
9	2S		1.43	x 0.13	1	1	1	1	1	1	1	1	0		1.56	
10	StSq3		3.30	1.04	4	2	3	3	3	4	3	3	3		4.34	
11	CCoSp4		3.50	1.30	3	3	4	4	4	4	4	4	3		4.80	
12	LSp4		2.70	0.81	3	3	2	3	3	5	3	3	3		3.51	
			59.71												70.85	
Program Components				Factor												
Composition				2.67	8.00	7.75	8.00	8.50	7.75	8.75	8.00	7.75	7.50			7.96
Presentation				2.67	7.50	7.75	8.25	8.75	8.00	8.75	7.75	7.75	7.75			8.00
Skating Skills				2.67	8.25	8.25	8.25	8.75	8.25	8.75	7.75	8.00	7.75			8.21
Judges Total Program Component Score (factored)															64.53	
Deductions: Time violation				-1.00											-1.00	
Rank	Name	Nation	Starting Number	Total Segment Score	Total Element Score	Total Program Component Score (factored)							Total Deductions			
2	Hana YOSHIDA	JPN	12	131.59	69.10	63.49							-1.00			
#	Executed Elements	Info	Base Value	GOE	J1	J2	J3	J4	J5	J6	J7	J8	J9	Ref.	Scores of Panel	
1	3A<	F <	6.40	-3.20	-5	-5	-5	-5	-5	-5	-5	-5	-5		3.20	
2	3F!	!	5.30	0.38	0	2	1	1	0	1	1	0	1		5.68	
3	2A+3T		7.50	1.14	3	3	2	3	2	2	3	3	4		8.64	
4	3Loq	q	4.90	-0.84	-2	-2	-3	-1	-2	-2	-1	0	-2		4.06	
5	ChSq1		3.00	1.14	1	2	1	3	2	3	3	3	2		4.14	
6	FCCoSp4		3.50	0.70	2	2	2	2	2	2	2	2	1		4.20	
7	3Lz+2T		7.92	x 0.84	1	3	0	1	1	1	2	2	2		8.76	
8	3Lz		6.49	x 1.43	3	3	1	2	2	2	3	3	2		7.92	
9	3S+2A+2T+SEQ		9.79	x 0.43	1	2	0	0	1	1	2	2	0		10.22	
10	CCoSp4		3.50	0.70	2	2	2	2	2	2	2	2	2		4.20	
11	StSq4		3.90	1.00	3	2	2	3	2	3	2	3	3		4.90	
12	SSp4		2.50	0.68	3	3	2	3	3	3	2	2	3		3.18	
			64.70												69.10	
Program Components				Factor												
Composition				2.67	7.75	7.75	7.75	8.50	7.75	8.00	8.00	8.25	8.00			7.93
Presentation				2.67	7.50	7.50	8.00	8.50	7.75	7.75	8.00	8.50	7.75			7.89
Skating Skills				2.67	7.75	8.00	8.00	8.75	8.00	7.75	7.75	8.25	8.00			7.96
Judges Total Program Component Score (factored)															63.49	
Deductions: Falls				-1.00 (1)											-1.00	

Official Partners:

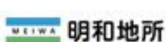



JUDGES DETAILS PER SKATER

WOMEN FREE SKATING

Rank	Name	Nation	Starting Number	Total Segment Score	Total Element Score	Total Program Component Score (factored)	Total Deductions								
3	Lara Naki GUTMANN	ITA	11	131.43	67.76	63.67	0.00								
#	Executed Elements	Info	Base Value	GOE	J1	J2	J3	J4	J5	J6	J7	J8	J9	Ref.	Scores of Panel
1	3Lz+1Eu+3S		10.70	1.35	3	2	2	3	2	1	3	2	2		12.05
2	3T+2A+SEQ		7.50	1.20	3	3	3	3	2	3	2	3	3		8.70
3	3F		5.30	-0.68	1	-3	-2	-1	-1	-2	-1	-1	-1		4.62
4	3S+2T		5.60	0.61	1	2	1	2	1	1	2	1	2		6.21
5	ChSq1		3.00	1.07	2	2	2	2	2	3	2	2	3		4.07
6	2Aq	q	3.30	-0.28	0	-1	-1	-1	-1	-1	-1	0	-1		3.02
7	CCoSp4		3.50	0.70	2	2	3	2	2	2	2	2	2		4.20
8	3Lz		6.49	x 1.43	3	2	2	3	2	3	2	3	2		7.92
9	3Loq	q	5.39	x -0.91	-1	-2	-2	-2	-2	-2	-2	-1	-2		4.48
10	StSq4		3.90	1.06	3	3	3	2	2	3	2	3	3		4.96
11	CSp4		2.60	0.63	3	2	3	3	2	2	2	2	3		3.23
12	FCoSp4		3.50	0.80	3	3	2	2	2	3	2	2	2		4.30
			60.78												67.76
Program Components				Factor											
Composition				2.67	8.00	7.50	8.25	8.75	7.75	8.00	7.75	8.00	7.75	8.00	7.96
Presentation				2.67	7.75	7.50	8.25	8.75	8.00	7.75	7.75	8.25	7.75	7.93	
Skating Skills				2.67	8.25	8.00	8.00	8.50	7.75	8.00	7.75	8.00	7.50	7.96	
Judges Total Program Component Score (factored)															63.67
Deductions:														0.00	
Rank	Name	Nation	Starting Number	Total Segment Score	Total Element Score	Total Program Component Score (factored)	Total Deductions								
4	Niina PETROKINA	EST	2	124.90	64.34	60.56	0.00								
#	Executed Elements	Info	Base Value	GOE	J1	J2	J3	J4	J5	J6	J7	J8	J9	Ref.	Scores of Panel
1	2A+3T		7.50	0.90	2	2	2	3	1	3	2	2	2		8.40
2	3Lz		5.90	1.10	1	2	2	2	2	2	2	3	1		7.00
3	3Lo		4.90	0.98	2	2	2	2	2	2	2	2	2		5.88
4	2F		1.80	0.08	0	1	0	1	1	0	0	1	0		1.88
5	FCoSp4		3.50	0.80	3	3	2	2	2	3	2	2	0		4.30
6	3Lz+1Eu+3S<	<	10.82	x -1.35	-2	-3	-2	-2	-2	-2	-3	-3	-2		9.47
7	3F+2T		7.26	x 0.38	1	2	1	1	0	2	0	0	0		7.64
8	StSq3		3.30	0.71	2	2	2	3	2	3	2	2	1		4.01
9	2A		3.63	x 0.57	2	2	1	2	2	2	1	1	2		4.20
10	CCoSp4		3.50	0.75	2	3	3	2	2	2	2	2	2		4.25
11	ChSq1		3.00	1.07	2	2	2	3	2	3	2	1	2		4.07
12	LSp4		2.70	0.54	2	2	2	2	2	2	2	2	1		3.24
			57.81												64.34
Program Components				Factor											
Composition				2.67	7.25	7.75	7.75	8.50	7.50	8.25	6.75	7.50	7.50	7.64	
Presentation				2.67	7.00	7.50	7.75	8.00	7.75	8.25	7.00	7.75	7.50	7.61	
Skating Skills				2.67	6.75	7.50	7.50	7.75	7.75	8.00	6.50	7.50	7.25	7.43	
Judges Total Program Component Score (factored)															60.56
Deductions:														0.00	

Official Partners:



JUDGES DETAILS PER SKATER

WOMEN FREE SKATING

Rank	Name	Nation	Starting Number	Total Segment Score	Total Element Score	Total Program Component Score (factored)							Total Deductions		
5	Sarah EVERHARDT	USA	10	124.89	65.27	59.62							0.00		
#	Executed Elements	Info	Base Value	GOE	J1	J2	J3	J4	J5	J6	J7	J8	J9	Ref.	Scores of Panel
1	3Lz		5.90	1.43	3	3	2	2	2	3	2	2	3		7.33
2	2A+3T		7.50	0.78	2	2	2	0	2	2	2	2	1		8.28
3	3Fq	q	5.30	-0.76	-1	-2	-2	-1	-1	-1	-2	-1	-2		4.54
4	3Lo+2A+SEQ		8.20	0.63	2	1	2	1	1	2	1	1	1		8.83
5	CCoSp3		3.00	0.56	2	1	2	2	1	2	2	2	2		3.56
6	StSq3		3.30	0.52	2	1	1	1	1	2	2	2	2		3.82
7	3Loq	q	5.39	x -0.42	0	-1	0	0	-1	-2	-2	-1	-1		4.97
8	3Lzq+2T+2Lo	q	9.79	x -0.67	-1	-1	-1	-2	-1	-1	-1	-1	-2		9.12
9	3Sq	q	4.73	x -1.29	-3	-3	-3	-1	-2	-3	-3	-4	-4		3.44
10	FSSp4		3.00	0.47	1	1	2	2	2	2	2	1	1		3.47
11	ChSq1		3.00	0.71	1	1	1	2	1	2	2	1	2		3.71
12	FCCoSp4		3.50	0.70	2	2	3	1	2	3	2	2	1		4.20
			62.61												65.27
Program Components				Factor											
Composition				2.67	7.25	7.50	7.75	8.00	7.50	7.25	7.50	7.75	7.50	7.50	7.54
Presentation				2.67	6.75	7.00	7.50	8.00	7.75	6.75	7.50	7.50	7.00	7.29	
Skating Skills				2.67	7.25	7.50	7.50	8.00	7.50	7.50	7.75	7.50	7.25	7.50	
Judges Total Program Component Score (factored)															59.62
Deductions:															0.00
Rank	Name	Nation	Starting Number	Total Segment Score	Total Element Score	Total Program Component Score (factored)							Total Deductions		
6	Ahsun YUN	KOR	8	124.52	65.89	58.63							0.00		
#	Executed Elements	Info	Base Value	GOE	J1	J2	J3	J4	J5	J6	J7	J8	J9	Ref.	Scores of Panel
1	3Lz!+3T	!	10.10	0.34	0	2	1	0	0	1	0	1	1		10.44
2	3Lo		4.90	1.05	2	3	2	2	2	2	2	3	2		5.95
3	3S		4.30	0.92	2	3	2	2	2	2	2	3	2		5.22
4	2A		3.30	0.66	2	2	2	2	2	2	2	2	2		3.96
5	ChSq1		3.00	0.57	1	2	0	0	1	2	2	2	0		3.57
6	3F+2A+SEQ		9.46	x 0.53	1	1	1	1	1	1	1	1	0		9.99
7	1Lz!	!	0.66	x -0.14	-4	-3	-2	-2	-2	-2	-1	-2	-3		0.52
8	3F+2T+2Lo		9.13	x 0.91	1	2	2	0	1	2	2	2	2		10.04
9	FCCoSp4		3.50	0.65	2	2	2	1	2	2	2	2	1		4.15
10	StSq4		3.90	0.84	2	3	2	2	2	2	2	3	1		4.74
11	FCSp3		2.80	0.56	2	2	2	1	3	2	2	2	2		3.36
12	CCoSp4		3.50	0.45	3	2	-2	0	1	2	1	2	1		3.95
			58.55												65.89
Program Components				Factor											
Composition				2.67	6.75	7.75	7.50	7.50	7.00	7.00	7.75	7.75	7.75	6.75	7.32
Presentation				2.67	6.50	7.50	7.25	7.50	7.25	6.75	7.50	7.50	6.50	7.18	
Skating Skills				2.67	7.00	8.00	7.50	7.75	7.50	7.25	7.75	7.50	7.00	7.46	
Judges Total Program Component Score (factored)															58.63
Deductions:															0.00

Official Partners:



JUDGES DETAILS PER SKATER

WOMEN FREE SKATING

Rank	Name	Nation	Starting Number	Total Segment Score	Total Element Score	Total Program Component Score (factored)	Total Deductions									
7	Lorine SCHILD	FRA	6	123.14	66.14	57.00	0.00									
#	Executed Elements	Info	Base Value	GOE	J1	J2	J3	J4	J5	J6	J7	J8	J9	Ref.	Scores of Panel	
1	3Lz+3T		10.10	-0.25	-2	1	0	0	-1	0	0	-1	-1		9.85	
2	3F		5.30	0.53	2	2	1	1	0	1	1	1	0		5.83	
3	3Lz		5.90	-0.08	0	1	-1	0	0	0	0	-1	0		5.82	
4	FCCoSp4		3.50	0.45	2	3	1	1	1	2	1	1	0		3.95	
5	2A		3.30	0.33	1	2	1	1	0	1	1	1	1		3.63	
6	3Lo+2A+2T+SEQ		10.45	x -0.07	-1	2	0	-1	0	0	1	0	-1		10.38	
7	StSq3		3.30	0.38	3	2	1	0	0	2	1	1	1		3.68	
8	3Lo+2T		6.82	x 0.49	1	2	1	1	0	1	1	2	0		7.31	
9	ChSq1		3.00	1.07	3	3	2	2	1	2	2	2	2		4.07	
10	3S		4.73	x 0.25	0	1	1	0	0	1	1	1	0		4.98	
11	CCoSp4		3.50	0.40	1	2	1	0	1	2	2	1	0		3.90	
12	LSp3		2.40	0.34	1	2	2	2	1	1	2	1	1		2.74	
			62.30												66.14	
Program Components				Factor												
Composition				2.67	7.00	7.50	7.25	7.50	6.75	6.75	7.50	7.25	6.75	7.14		
Presentation				2.67	6.50	7.50	7.50	7.50	7.00	6.75	7.25	7.00	6.50	7.07		
Skating Skills				2.67	7.00	7.75	7.50	7.50	6.75	7.00	7.25	7.00	6.50	7.14		
Judges Total Program Component Score (factored)															57.00	
Deductions:															0.00	
Rank	Name	Nation	Starting Number	Total Segment Score	Total Element Score	Total Program Component Score (factored)	Total Deductions									
8	Mai MIHARA	JPN	7	115.18	55.40	59.78	0.00									
#	Executed Elements	Info	Base Value	GOE	J1	J2	J3	J4	J5	J6	J7	J8	J9	Ref.	Scores of Panel	
1	3Lzq+3T<	q <	9.26	-2.70	-5	-4	-5	-5	-4	-5	-4	-4	-5		6.56	
2	3F		5.30	0.61	1	1	1	1	1	2	1	2	1		5.91	
3	2S		1.30	0.00	0	0	1	0	0	0	0	0	0		1.30	
4	FSSp4		3.00	0.43	1	2	2	1	1	2	2	1	1		3.43	
5	3Lo		4.90	-1.54	-3	-3	-3	-2	-3	-4	-3	-3	-4		3.36	
6	CCoSp4		3.50	0.65	2	2	3	1	1	2	3	2	1		4.15	
7	2A+2Aq+SEQ	q	7.26	x -0.14	0	0	-1	-1	-1	-1	0	0	0		7.12	
8	2F+2T+2Loq	q	5.28	x -0.54	-4	-4	-3	-3	-3	-3	-2	-3	-2		4.74	
9	3Lzq	q	6.49	x -0.67	-1	-1	-1	-2	-1	-1	-1	-1	-2		5.82	
10	StSq4		3.90	0.89	2	3	2	1	1	3	3	2	3		4.79	
11	ChSq1		3.00	1.07	2	2	2	3	1	3	2	2	2		4.07	
12	FCCoSp4		3.50	0.65	3	1	3	1	2	2	2	2	1		4.15	
			56.69												55.40	
Program Components				Factor												
Composition				2.67	7.50	7.25	7.75	7.75	7.25	7.25	7.50	7.50	7.00	7.43		
Presentation				2.67	7.25	7.00	8.00	7.50	7.25	7.25	7.50	7.50	6.75	7.32		
Skating Skills				2.67	7.75	8.00	8.00	7.75	7.50	7.75	7.50	7.25	7.25	7.64		
Judges Total Program Component Score (factored)															59.78	
Deductions:															0.00	

Official Partners:

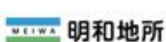


JUDGES DETAILS PER SKATER

WOMEN FREE SKATING

Rank	Name	Nation	Starting Number	Total Segment Score	Total Element Score	Total Program Component Score (factored)		Total Deductions								
9	Lindsay THORNGREN	USA	5	113.27	56.35	56.92		0.00								
#	Executed Elements	Info	Base Value	GOE	J1	J2	J3	J4	J5	J6	J7	J8	J9	Ref.	Scores of Panel	
1	3Lzq+3T<	q <	9.26	-2.11	-3	-4	-4	-4	-3	-3	-4	-3	-4		7.15	
2	3Lo		4.90	0.70	1	2	1	1	1	2	2	2	1		5.60	
3	3F<	<	4.24	-0.79	-1	-2	-2	-2	-1	-2	-2	-2	-3		3.45	
4	FSSp4		3.00	0.43	1	2	2	1	1	2	2	1	0		3.43	
5	StSq3		3.30	0.57	2	1	2	1	1	3	3	2	1		3.87	
6	3S		4.30	0.61	1	2	1	1	1	2	2	2	1		4.91	
7	2A+3T<+2T	<	8.76	x -0.67	-2	-2	-2	-2	-2	-1	-2	-2	-2		8.09	
8	ChSq1		3.00	0.86	2	2	2	2	1	2	1	2	1		3.86	
9	3Lzq+2T	q	7.92	x -0.93	-2	-1	-1	-2	-2	-1	-1	-2	-2		6.99	
10	A		0.00	x 0.00	-	-	-	-	-	-	-	-	-		0.00	
11	FCCoSp4		3.50	0.90	3	2	3	3	2	3	3	2	1		4.40	
12	CCoSp4		3.50	1.10	3	2	4	3	3	4	4	3	2		4.60	
			55.68												55.68	
Program Components				Factor												
Composition				2.67	7.00	6.75	7.50	7.25	7.00	7.50	7.25	7.00	6.50			7.11
Presentation				2.67	6.75	6.50	7.25	7.00	7.00	7.25	7.00	7.50	6.00			6.96
Skating Skills				2.67	7.25	7.25	7.75	7.25	7.25	7.25	7.25	7.25	6.25			7.25
Judges Total Program Component Score (factored)															56.92	
Deductions:																0.00
Rank	Name	Nation	Starting Number	Total Segment Score	Total Element Score	Total Program Component Score (factored)		Total Deductions								
10	Nella PELKONEN	FIN	1	103.08	51.01	52.07		0.00								
#	Executed Elements	Info	Base Value	GOE	J1	J2	J3	J4	J5	J6	J7	J8	J9	Ref.	Scores of Panel	
1	3T+2Aq+SEQ	q	7.50	-0.24	0	0	-1	0	-1	-1	-1	0	-2		7.26	
2	3S+1Eu+2F		6.60	0.49	1	2	1	2	1	1	1	1	0		7.09	
3	3Lz!+2T	!	7.20	-0.34	0	-2	0	0	-1	0	-1	-1	-1		6.86	
4	3F		5.30	-1.51	-3	-3	-2	-2	-3	-3	-3	-3	-3		3.79	
5	CCoSp3		3.00	0.34	1	2	2	1	0	1	2	1	0		3.34	
6	2S		1.30	0.00	0	0	0	1	0	0	0	0	0		1.30	
7	3Lz!	!	6.49	x -2.70	-5	-4	-4	-5	-4	-4	-5	-5	-5		3.79	
8	FCSp3		2.80	0.28	1	2	1	1	1	1	2	0	0		3.08	
9	StSq3		3.30	-0.09	0	2	0	0	-1	0	-1	0	-1		3.21	
10	2A		3.63	x 0.52	2	2	2	2	1	2	1	1	1		4.15	
11	ChSq1		3.00	1.07	3	2	2	3	1	3	2	0	2		4.07	
12	SSp4		2.50	0.57	3	2	3	3	2	2	2	2	1		3.07	
			52.62												51.01	
Program Components				Factor												
Composition				2.67	6.75	6.50	6.50	7.00	6.50	6.25	6.25	6.75	6.25			6.50
Presentation				2.67	6.25	6.25	6.25	7.00	6.75	6.50	6.50	6.50	6.00			6.43
Skating Skills				2.67	6.50	6.75	6.75	7.25	6.50	6.50	6.50	6.50	6.50			6.57
Judges Total Program Component Score (factored)															52.07	
Deductions:																0.00

Official Partners:



JUDGES DETAILS PER SKATER

WOMEN FREE SKATING

Rank	Name	Nation	Starting Number	Total Segment Score	Total Element Score	Total Program Component Score (factored)		Total Deductions								
11	Janna JYRKINEN	FIN	4	102.14	49.59	52.55		0.00								
#	Executed Elements	Info	Base Value	GOE	J1	J2	J3	J4	J5	J6	J7	J8	J9	Ref.	Scores of Panel	
1	3Lzq+2A+SEQ	q	9.20	-1.01	-1	-2	-2	-1	-2	-1	-2	-3	-2		8.19	
2	3F<	<	4.24	-0.85	-2	-2	-2	-2	-2	-2	-2	-2	-3		3.39	
3	3Lo		4.90	0.56	1	1	2	1	1	2	1	1	1		5.46	
4	2A		3.30	0.42	2	2	0	1	1	1	1	2	1		3.72	
5	FCSp4		3.20	0.27	1	2	0	0	1	1	1	1	1		3.47	
6	ChSq1		3.00	0.57	1	0	1	1	1	2	1	1	2		3.57	
7	2Lz		2.31	x 0.00	0	0	0	0	0	0	0	0	0		2.31	
8	3Lo<+2T+2Lo	<	7.61	x -0.78	-2	-2	-2	-2	-2	-2	-2	-2	-2		6.83	
9	3Sq	q	4.73	x -2.15	-5	-5	-5	-5	-5	-5	-5	-5	-5		2.58	
10	LSp4		2.70	0.39	2	1	1	0	1	3	2	2	1		3.09	
11	StSq3		3.30	0.47	2	1	2	0	0	2	2	2	1		3.77	
12	CCoSp3		3.00	0.21	1	1	1	0	1	1	1	0	0		3.21	
			51.49												49.59	
Program Components				Factor												
Composition				2.67	6.50	6.75	6.75	6.75	6.25	6.75	6.50	6.75	6.25	6.25		6.61
Presentation				2.67	6.25	6.25	7.00	6.75	6.75	6.75	6.50	6.75	6.50	6.00		6.57
Skating Skills				2.67	6.50	6.50	7.00	6.75	6.25	6.50	6.50	6.50	6.25		6.50	
Judges Total Program Component Score (factored)														52.55		
Deductions:																0.00

Rank	Name	Nation	Starting Number	Total Segment Score	Total Element Score	Total Program Component Score (factored)		Total Deductions								
12	Olivia LISKO	FIN	3	98.99	47.70	51.29		0.00								
#	Executed Elements	Info	Base Value	GOE	J1	J2	J3	J4	J5	J6	J7	J8	J9	Ref.	Scores of Panel	
1	3T+2A+SEQ		7.50	0.84	2	2	2	2	1	2	2	2	2		8.34	
2	3Lo<	<	3.92	-0.89	-3	-2	-2	-2	-2	-2	-2	-3	-3		3.03	
3	3Lz+2T		7.20	-0.17	0	-1	0	0	0	0	0	-1	-1		7.03	
4	2Lz		2.10	-0.57	-3	-3	-2	-2	-2	-3	-3	-3	-3		1.53	
5	FSSp4		3.00	0.26	1	2	2	0	1	1	1	0	0		3.26	
6	3Flq	! q	5.30	-1.36	-2	-3	-2	-2	-3	-2	-3	-3	-3		3.94	
7	2A+1Eu+2S		5.61	x 0.19	1	1	1	0	0	0	1	1	0		5.80	
8	LSp4		2.70	0.39	2	2	1	1	1	2	2	1	1		3.09	
9	StSq3		3.30	0.24	1	1	1	0	0	1	1	1	0		3.54	
10	2S		1.43	x 0.00	0	0	0	0	0	0	0	0	0		1.43	
11	ChSq1		3.00	0.50	2	1	1	0	1	2	1	1	0		3.50	
12	CCoSp3		3.00	0.21	1	1	0	1	1	0	2	1	0		3.21	
			48.06												47.70	
Program Components				Factor												
Composition				2.67	6.75	6.25	6.25	6.75	6.50	6.00	6.50	6.75	6.25	6.25		6.46
Presentation				2.67	6.25	6.00	6.50	6.75	6.50	6.25	6.50	6.75	6.00		6.39	
Skating Skills				2.67	6.25	6.50	6.25	7.00	6.50	6.25	6.50	6.25	6.00		6.36	
Judges Total Program Component Score (factored)														51.29		
Deductions:																0.00

Legend:							
#	Sequence number	GOE	Grade of Execution	Jx	Judges (x=1-9)	Ref.	Referee
<	Under-rotated jump	x	Credit for highlight distribution, base value multiplied by 1.1			!	Not clear edge
F	Fall	q	Jump landed on the quarter				

Official Partners:



PAIRS

Helsinki Ice Hall	15 NOV 2024	19:20	Short Program
	17 NOV 2024	13:00	Free Skating

Size of Skating Arena:	30m*60m
Ice Conditions:	very good
Number of Entries:	8
Number of Participants:	8

Entry Withdrawn:

Short Program		
Duration:	2:40 +/- 10 seconds	
Segment Factor:	1.00	
Program Component Factors:	Composition	1.33
	Presentation	1.33
	Skating Skills	1.33

Free Skating		
Duration:	4:00 +/- 10 seconds	
Segment Factor:	1.00	
Program Component Factors:	Composition	2.67
	Presentation	2.67
	Skating Skills	2.67

Official Partners:



RESULTS

PAIRS

Pl.	Name	Nation	Total Score	SP	FS
1	Deanna STELLATO-DUDEK / Maxime DESCHAMPS	CAN	207.44	1	1
2	Maria PAVLOVA / Alexei SVIATCHENKO	HUN	184.21	3	2
3	Rebecca GHILARDI / Filippo AMBROSINI	ITA	181.59	2	6
4	Kelly Ann LAURIN / Loucas ETHIER	CAN	178.57	4	4
5	Emily CHAN / Spencer Akira HOWE	USA	174.40	5	5
6	Yuna NAGAOKA / Sumitada MORIGUCHI	JPN	171.80	8	3
7	Milania VAANANEN / Filippo CLERICI	FIN	160.73	6	7
8	Naomi WILLIAMS / Lachlan LEWER	USA	153.34	7	8

Mr. Marco BUTTARELLI, ISU
Referee

Mr. Daniel DELFA, ISU
Technical Controller

Legend:				
SP	Short Program	FS	Free Skating	Pl. Place

Official Partners:



PANEL OF JUDGES

PAIRS

Officials

Technical Controller	Mr. Daniel DELFA	ISU
Technical Specialist	Mr. Brad COX	ISU
Technical Specialist	Mr. Sarkis TEWANIAN	ISU

Judges

Referee	Mr. Marco BUTTARELLI	ISU
Judge No. 1	Ms. Raffaella LOCATELLI	ITA
Judge No. 2	Ms. Pernilla BOHLING	FIN
Judge No. 3	Mr. Ron CONACHER	CAN
Judge No. 4	Ms. Kylie Anne YACOPETTI	AUS
Judge No. 5	Ms. Magdalena RUSIECKA	POL
Judge No. 6	Ms. Christine BLANC	SUI
Judge No. 7	Ms. Noemi STIPKOVITS	HUN
Judge No. 8	Ms. Kristina LUNDGREN	USA
Judge No. 9	Ms. Ann MUESING	BEL

Data/Replay Operator

Data Operator	Mr. Peter LEVIN	ISU
Replay Operator	Mr. Zoltan JANOSI	ISU

Official Partners:



PANEL OF JUDGES

PAIRS

Officials

Technical Controller	Mr. Daniel DELFA	ISU
Technical Specialist	Mr. Brad COX	ISU
Technical Specialist	Mr. Sarkis TEWANIAN	ISU

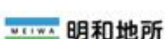
Judges

Referee	Mr. Marco BUTTARELLI	ISU
Judge No. 1	Ms. Raffaella LOCATELLI	ITA
Judge No. 2	Ms. Pernilla BOHLING	FIN
Judge No. 3	Mr. Ron CONACHER	CAN
Judge No. 4	Ms. Kylie Anne YACOPETTI	AUS
Judge No. 5	Ms. Magdalena RUSIECKA	POL
Judge No. 6	Ms. Christine BLANC	SUI
Judge No. 7	Ms. Noemi STIPKOVITS	HUN
Judge No. 8	Ms. Kristina LUNDGREN	USA
Judge No. 9	Ms. Ann MUESING	BEL

Data/Replay Operator

Data Operator	Mr. Peter LEVIN	ISU
Replay Operator	Mr. Zoltan JANOSI	ISU

Official Partners:



RESULTS

PAIRS SHORT PROGRAM

Pl.	Name	Nation	Total Segment Score
1	Deanna STELLATO-DUDEK / Maxime DESCHAMPS	CAN	75.89
2	Rebecca GHILARDI / Filippo AMBROSINI	ITA	67.43
3	Maria PAVLOVA / Alexei SVIATCHENKO	HUN	61.29
4	Kelly Ann LAURIN / Loucas ETHIER	CAN	60.45
5	Emily CHAN / Spencer Akira HOWE	USA	58.93
6	Milania VAANANEN / Filippo CLERICI	FIN	54.33
7	Naomi WILLIAMS / Lachlan LEWER	USA	52.30
8	Yuna NAGAOKA / Sumitada MORIGUCHI	JPN	51.75



Mr. Marco BUTTARELLI, ISU
Referee



Mr. Daniel DELFA, ISU
Technical Controller

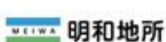
Official Partners:



JUDGES DETAILS PER SKATER PAIRS SHORT PROGRAM

Rank	Name	Nation	Starting Number	Total Segment Score	Total Element Score	Total Program Component Score (factored)	Total Deductions									
1	Deanna STELLATO-DUDEK / Maxime DESCHAMPS	CAN	8	75.89	41.70	34.19	0.00									
#	Executed Elements	Info	Base Value	GOE	J1	J2	J3	J4	J5	J6	J7	J8	J9	Ref.	Scores of Panel	
1	3Tw4		6.00	1.80	3	3	3	3	2	3	3	3	3		7.80	
2	3T		4.20	0.78	1	1	2	2	2	3	3	1	2		4.98	
3	4Li4		5.10	1.53	5	3	3	3	3	3	3	3	3		6.63	
4	3LoTh		5.00	1.57	3	3	3	3	3	4	4	3	3		6.57	
5	CCoSp4		3.50	0.95	4	2	3	3	2	3	3	2	3		4.45	
6	StSq4		3.90	1.06	3	3	2	3	3	2	3	2	3		4.96	
7	BoDs4		4.80	1.51	3	3	4	4	2	2	3	4	3		6.31	
			32.50												41.70	
Program Components				Factor												
Composition				1.33	8.75	8.50	9.00	9.25	8.25	8.00	9.00	8.50	7.75			8.57
Presentation				1.33	9.00	8.75	8.75	9.25	8.50	8.00	9.25	8.50	8.00			8.68
Skating Skills				1.33	8.50	8.25	8.50	9.00	8.25	8.50	9.00	8.25	8.00			8.46
Judges Total Program Component Score (factored)															34.19	
Deductions:															0.00	
Rank	Name	Nation	Starting Number	Total Segment Score	Total Element Score	Total Program Component Score (factored)	Total Deductions									
2	Rebecca GHILARDI / Filippo AMBROSINI	ITA	7	67.43	35.75	31.68	0.00									
#	Executed Elements	Info	Base Value	GOE	J1	J2	J3	J4	J5	J6	J7	J8	J9	Ref.	Scores of Panel	
1	3Tw3		5.70	0.90	0	2	1	2	1	1	2	2	2		6.60	
2	2A		3.30	0.42	2	1	1	2	1	0	2	1	1		3.72	
3	3FTh		5.30	1.29	3	1	3	2	1	3	3	3	2		6.59	
4	4Li4		5.10	1.38	3	2	2	3	3	3	2	3	3		6.48	
5	BoDs3		4.40	0.88	3	2	3	3	2	0	1	1	2		5.28	
6	StSq3		3.30	0.57	2	1	1	2	2	0	2	2	2		3.87	
7	CCoSp3		3.00	0.21	0	0	1	1	1	-1	1	2	1		3.21	
			30.10												35.75	
Program Components				Factor												
Composition				1.33	8.00	8.25	8.00	8.50	7.75	7.50	8.00	8.00	7.00			7.93
Presentation				1.33	8.25	8.25	8.00	8.25	7.75	7.75	8.25	8.25	7.25			8.07
Skating Skills				1.33	8.00	8.00	8.00	8.00	7.50	7.50	8.00	7.75	7.25			7.82
Judges Total Program Component Score (factored)															31.68	
Deductions:															0.00	
Rank	Name	Nation	Starting Number	Total Segment Score	Total Element Score	Total Program Component Score (factored)	Total Deductions									
3	Maria PAVLOVA / Alexei SVIATCHENKO	HUN	6	61.29	33.79	28.50	-1.00									
#	Executed Elements	Info	Base Value	GOE	J1	J2	J3	J4	J5	J6	J7	J8	J9	Ref.	Scores of Panel	
1	3Tw4		6.00	1.29	2	1	2	2	2	3	3	3	1		7.29	
2	3Tq	q	4.20	-0.36	-1	-1	0	-1	-2	0	0	-1	-2		3.84	
3	3FTh		5.30	1.06	2	1	2	2	2	2	3	2	2		6.36	
4	4Li3		4.70	0.60	1	0	2	1	1	2	2	1	1		5.30	
5	BoDs3		4.40	0.00	0	-1	2	1	1	-2	-1	0	0		4.40	
6	StSq4		3.90	-0.39	-2	-3	-1	-2	1	1	-1	-1	-1		3.51	
7	CCoSp3		3.00	0.09	0	0	1	1	0	1	0	0	-1		3.09	
			31.50												33.79	
Program Components				Factor												
Composition				1.33	7.00	6.75	7.75	6.75	7.00	7.50	7.75	7.50	6.00			7.18
Presentation				1.33	6.75	7.00	7.00	6.75	6.75	7.25	7.50	7.25	6.00			7.04
Skating Skills				1.33	7.50	6.75	7.75	6.50	7.25	7.50	8.00	7.25	6.50			7.21
Judges Total Program Component Score (factored)															28.50	
Deductions:				Time violation												-1.00

Official Partners:



JUDGES DETAILS PER SKATER

PAIRS SHORT PROGRAM

Rank	Name	Nation	Starting Number	Total Segment Score	Total Element Score	Total Program Component Score (factored)	Total Deductions								
4	Kelly Ann LAURIN / Loucas ETHIER	CAN	4	60.45	32.81	27.64	0.00								
#	Executed Elements	Info	Base Value	GOE	J1	J2	J3	J4	J5	J6	J7	J8	J9	Ref.	Scores of Panel
1	3Tw1		5.10	0.22	1	1	2	0	0	1	-1	0	0		5.32
2	3S		4.30	0.68	3	1	2	1	1	3	1	1	2		4.98
3	3LoTh		5.00	0.71	2	1	1	1	2	2	2	1	1		5.71
4	BoDs2		4.00	0.57	2	1	2	2	1	1	1	2	1		4.57
5	4Li4		5.10	0.87	2	1	2	2	2	3	1	1	2		5.97
6	StSq2		2.60	0.26	1	1	1	1	1	0	1	1	1		2.86
7	CCoSp4		3.50	-0.10	-1	-1	2	0	-1	-1	1	1	-1		3.40
			29.60												32.81
Program Components			Factor												
Composition			1.33	7.25	7.25	7.50	7.25	6.00	6.75	6.75	7.00	6.25			6.93
Presentation			1.33	7.25	6.75	7.25	7.50	6.25	7.25	6.75	7.25	6.25			6.96
Skating Skills			1.33	7.50	6.75	7.25	7.00	6.25	7.50	6.50	6.75	6.50			6.89
Judges Total Program Component Score (factored)														27.64	
Deductions:														0.00	

Rank	Name	Nation	Starting Number	Total Segment Score	Total Element Score	Total Program Component Score (factored)	Total Deductions								
5	Emily CHAN / Spencer Akira HOWE	USA	5	58.93	29.52	29.41	0.00								
#	Executed Elements	Info	Base Value	GOE	J1	J2	J3	J4	J5	J6	J7	J8	J9	Ref.	Scores of Panel
1	3Tw3		5.70	1.22	2	2	3	1	2	3	2	2	2		6.92
2	3FTh		5.30	1.14	2	2	2	2	2	3	2	3	2		6.44
3	3T<<	<<	1.30	-0.52	-4	-4	-5	-3	-5	-4	-4	-3	-4		0.78
4	BoDs2		4.00	0.51	2	1	0	0	2	-1	2	2	2		4.51
5	4Li4		5.10	1.09	3	1	2	0	3	3	2	2	2		6.19
6	StSq4		3.90	0.78	2	3	2	3	1	1	2	2	2		4.68
7	CCoSp		0.00	0.00	-	-	-	-	-	-	-	-	-		0.00
			25.30												29.52
Program Components			Factor												
Composition			1.33	8.00	7.75	7.25	7.50	7.25	7.00	7.50	8.00	6.50			7.46
Presentation			1.33	7.50	7.75	7.50	7.00	7.50	7.00	7.00	7.50	6.50			7.29
Skating Skills			1.33	7.75	7.50	7.50	7.00	7.50	7.50	7.00	7.50	6.75			7.36
Judges Total Program Component Score (factored)														29.41	
Deductions:														0.00	

Rank	Name	Nation	Starting Number	Total Segment Score	Total Element Score	Total Program Component Score (factored)	Total Deductions								
6	Milania VAANANEN / Filippo CLERICI	FIN	3	54.33	29.21	26.12	-1.00								
#	Executed Elements	Info	Base Value	GOE	J1	J2	J3	J4	J5	J6	J7	J8	J9	Ref.	Scores of Panel
1	3Tw3		5.70	0.81	1	1	2	1	1	2	2	2	1		6.51
2	3T	F	4.20	-2.10	-5	-5	-5	-5	-5	-5	-5	-5	-5		2.10
3	3FTh		5.30	0.38	1	1	1	0	0	2	1	1	0		5.68
4	4Li4		5.10	-0.07	0	-1	1	0	1	-1	-1	1	-1		5.03
5	CCoSp3		3.00	-0.30	-1	-1	1	-1	-3	-1	0	-1	-2		2.70
6	StSq3		3.30	0.19	0	0	0	1	1	1	1	1	0		3.49
7	BoDs1		3.60	0.10	1	0	0	0	0	-2	0	1	1		3.70
			30.20												29.21
Program Components			Factor												
Composition			1.33	6.75	6.75	6.50	6.25	6.25	7.00	6.50	6.75	6.00			6.54
Presentation			1.33	7.00	6.50	7.00	6.75	6.25	7.00	6.50	7.00	5.75			6.71
Skating Skills			1.33	7.00	6.25	6.50	6.25	6.25	6.50	6.25	6.75	5.75			6.39
Judges Total Program Component Score (factored)														26.12	
Deductions:							Falls							-1.00 (1)	-1.00

Official Partners:



JUDGES DETAILS PER SKATER

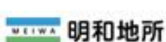
PAIRS SHORT PROGRAM

Rank	Name	Nation	Starting Number	Total Segment Score	Total Element Score	Total Program Component Score (factored)	Total Deductions								
7	Naomi WILLIAMS / Lachlan LEWER	USA	2	52.30	28.08	25.22	-1.00								
#	Executed Elements	Info	Base Value	GOE	J1	J2	J3	J4	J5	J6	J7	J8	J9	Ref.	Scores of Panel
1	3Tw3		5.70	1.38	3	2	2	1	3	3	3	2	2		7.08
2	3T	F	4.20	-2.10	-5	-5	-5	-5	-5	-5	-5	-5	-5		2.10
3	3STh		4.40	-0.63	-3	-1	0	-2	-2	-1	-2	0	-2		3.77
4	BoDs2		4.00	0.34	1	1	1	2	0	-1	1	1	1		4.34
5	CCoSp3		3.00	-0.13	-1	-1	0	0	0	-2	0	-1	1		2.87
6	4Li4		5.10	0.22	1	0	0	0	1	0	0	1	1		5.32
7	StSq2		2.60	0.00	-1	-1	0	0	0	0	1	1	0		2.60
			29.00												28.08
Program Components			Factor												
Composition			1.33	6.25	6.50	6.50	6.75	6.50	6.25	6.00	6.50	5.75			6.36
Presentation			1.33	6.50	6.25	6.25	6.25	6.50	6.75	6.50	6.50	6.00			6.39
Skating Skills			1.33	6.75	6.25	6.00	6.00	6.50	6.50	6.00	6.25	6.00			6.21
Judges Total Program Component Score (factored)														25.22	
Deductions:			Falls	-1.00 (1)											-1.00

Rank	Name	Nation	Starting Number	Total Segment Score	Total Element Score	Total Program Component Score (factored)	Total Deductions								
8	Yuna NAGAOKA / Sumitada MORIGUCHI	JPN	1	51.75	24.95	26.80	0.00								
#	Executed Elements	Info	Base Value	GOE	J1	J2	J3	J4	J5	J6	J7	J8	J9	Ref.	Scores of Panel
1	2Tw3		3.20	0.59	2	2	3	1	2	2	2	2	1		3.79
2	3Lo<<	<<	1.70	-0.85	-5	-5	-5	-4	-5	-5	-5	-5	-5		0.85
3	3LoTh		5.00	-1.29	-3	-2	-1	-4	-2	-2	-3	-2	-4		3.71
4	4Li4		5.10	1.60	4	3	4	3	3	4	2	3	2		6.70
5	BoDsB		3.20	0.27	0	-1	1	1	2	0	2	1	1		3.47
6	StSq3		3.30	0.33	1	1	1	1	1	0	1	1	2		3.63
7	FCCoSp4		3.50	-0.70	-2	-2	0	-2	-3	-2	-2	-1	-3		2.80
			25.00												24.95
Program Components			Factor												
Composition			1.33	7.00	7.00	7.00	7.00	6.50	6.75	6.50	6.75	6.00			6.79
Presentation			1.33	6.75	6.50	7.00	6.25	6.75	6.50	6.25	6.50	5.75			6.50
Skating Skills			1.33	7.75	6.50	7.75	6.75	7.00	7.00	6.00	6.75	6.25			6.86
Judges Total Program Component Score (factored)														26.80	
Deductions:														0.00	

Legend:							
#	Sequence number	GOE	Grade of Execution	Jx	Judges (x=1-9)	Ref.	Referee
<<	Downgraded jump	F	Fall	q	Jump landed on the quarter		

Official Partners:



RESULTS

PAIRS FREE SKATING

Pl.	Name	Nation	Total Segment Score
1	Deanna STELLATO-DUDEK / Maxime DESCHAMPS	CAN	131.55
2	Maria PAVLOVA / Alexei SVIATCHENKO	HUN	122.92
3	Yuna NAGAOKA / Sumitada MORIGUCHI	JPN	120.05
4	Kelly Ann LAURIN / Loucas ETHIER	CAN	118.12
5	Emily CHAN / Spencer Akira HOWE	USA	115.47
6	Rebecca GHILARDI / Filippo AMBROSINI	ITA	114.16
7	Milania VAANANEN / Filippo CLERICI	FIN	106.40
8	Naomi WILLIAMS / Lachlan LEWER	USA	101.04

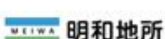


Mr. Marco BUTTARELLI, ISU
Referee



Mr. Daniel DELFA, ISU
Technical Controller

Official Partners:



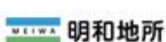

JUDGES DETAILS PER SKATER

PAIRS FREE SKATING

Rank	Name	Nation	Starting Number	Total Segment Score	Total Element Score	Total Program Component Score (factored)	Total Deductions									
1	Deanna STELLATO-DUDEK / Maxime DESCHAMPS	CAN	8	131.55	66.66	65.89	-1.00									
#	Executed Elements	Info	Base Value	GOE	J1	J2	J3	J4	J5	J6	J7	J8	J9	Ref.	Scores of Panel	
1	3Tw4		6.00	1.89	3	2	2	3	3	4	4	4	3		7.89	
2	3T+1A+2A+SEQ		8.60	0.12	-1	0	0	1	0	1	1	-1	2		8.72	
3	2S		1.30	-0.06	-3	0	-1	0	0	0	0	1	-2		1.24	
4	5ALi4		7.00	2.00	2	2	4	3	3	4	2	3	3		9.00	
5	PCoSp4		4.50	1.22	2	2	3	3	-2	3	3	3	3		5.72	
6	3LzTh		5.30	-2.20	-4	-4	-5	-5	-3	-5	-5	-3	-2		3.10	
7	3Li4		5.10	1.46	2	2	3	3	3	4	3	3	3		6.56	
8	ChSq1		3.00	0.71	0	1	1	2	2	1	2	1	3		3.71	
9	3LoTh		5.00	1.21	2	2	3	2	2	3	3	3	2		6.21	
10	5RLi4		7.00	2.00	3	2	3	3	2	3	3	3	4		9.00	
11	FoDs3		4.70	0.81	1	2	2	2	2	1	1	2	2		5.51	
			57.50												66.66	
Program Components				Factor												
Composition				2.67	7.50	8.00	8.75	8.25	8.25	8.00	8.00	8.25	8.50			8.18
Presentation				2.67	7.75	7.75	8.75	8.25	8.50	8.00	8.00	8.50	7.75			8.11
Skating Skills				2.67	8.00	7.75	8.50	8.50	8.50	8.50	8.50	8.50	8.25			8.39
Judges Total Program Component Score (factored)															65.89	
Deductions:				Falls	-1.00 (1)											-1.00

Rank	Name	Nation	Starting Number	Total Segment Score	Total Element Score	Total Program Component Score (factored)	Total Deductions										
2	Maria PAVLOVA / Alexei SVIATCHENKO	HUN	6	122.92	63.69	59.23	0.00										
#	Executed Elements	Info	Base Value	GOE	J1	J2	J3	J4	J5	J6	J7	J8	J9	Ref.	Scores of Panel		
1	3Tw4		6.00	1.54	1	3	3	2	1	3	3	3	3		7.54		
2	3T+2A+2A+SEQ		10.80	0.84	2	2	0	2	2	2	3	2	2		11.64		
3	3FTh		5.30	1.21	3	2	2	2	2	2	2	3	3		6.51		
4	3S		4.30	0.98	3	2	2	2	2	3	3	2	2		5.28		
5	5ALi3		6.60	1.32	2	-1	3	2	2	2	2	2	2		7.92		
6	FoDs3		4.70	0.13	1	-1	1	1	-2	0	1	0	0		4.83		
7	3LoTh		5.00	1.14	-1	2	3	1	2	3	3	2	3		6.14		
8	5RLi		0.00	0.00	-	-	-	-	-	-	-	-	-		0.00		
9	4Li4		5.10	0.51	0	1	2	1	1	1	1	1	1		5.61		
10	ChSq1		3.00	0.71	0	1	1	2	2	1	2	2	1		3.71		
11	PCoSp3		4.00	0.51	0	1	1	2	1	1	2	2	1		4.51		
			54.80												63.69		
Program Components				Factor													
Composition				2.67	7.25	7.50	6.75	7.50	7.75	7.50	7.75	7.75	7.25	7.25			7.50
Presentation				2.67	6.75	7.50	6.25	7.00	7.75	7.50	7.50	7.50	7.25	6.75			7.18
Skating Skills				2.67	7.00	7.25	7.00	7.50	8.00	8.00	8.00	8.00	7.50	7.25			7.50
Judges Total Program Component Score (factored)															59.23		
Deductions:															0.00		

Official Partners:



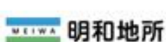

JUDGES DETAILS PER SKATER

PAIRS FREE SKATING

Rank	Name	Nation	Starting Number	Total Segment Score	Total Element Score	Total Program Component Score (factored)	Total Deductions									
3	Yuna NAGAOKA / Sumitada MORIGUCHI	JPN	1	120.05	64.27	55.78	0.00									
#	Executed Elements	Info	Base Value	GOE	J1	J2	J3	J4	J5	J6	J7	J8	J9	Ref.	Scores of Panel	
1	2Tw3		3.20	0.64	2	2	2	0	2	2	2	3	2		3.84	
2	3Lo+2A+2A+SEQ		11.50	0.84	2	1	1	1	2	2	2	3	2		12.34	
3	5ALi4		7.00	2.10	4	3	4	3	2	3	2	3	3		9.10	
4	3T		4.20	0.90	3	2	2	2	2	3	2	2	2		5.10	
5	FiDs3		3.50	0.75	3	2	2	2	2	2	2	3	2		4.25	
6	3LoTh		5.00	-1.64	-4	-4	-2	-3	-4	-3	-3	-3	-3		3.36	
7	5RLi3		6.60	1.60	3	2	4	2	2	3	2	3	2		8.20	
8	ChSq1		3.00	0.71	1	1	1	1	2	1	2	2	2		3.71	
9	3STh		4.40	-1.13	-3	-3	-2	-3	-3	-2	-2	-3	-2		3.27	
10	4Li4		5.10	1.24	2	1	4	2	2	2	3	3	3		6.34	
11	PCoSp4		4.50	0.26	1	0	-1	0	-2	1	2	2	1		4.76	
			58.00												64.27	
Program Components			Factor													
Composition			2.67	7.00	7.25	6.25	6.75	7.50	7.00	7.25	7.50	6.50	6.75	6.50		7.04
Presentation			2.67	6.25	6.75	5.75	6.75	7.50	6.50	6.75	7.00	6.50	7.00	6.50		6.64
Skating Skills			2.67	7.75	7.50	6.50	7.00	7.50	7.25	6.75	7.75	6.75	6.75		7.21	
Judges Total Program Component Score (factored)														55.78		
Deductions:														0.00		

Rank	Name	Nation	Starting Number	Total Segment Score	Total Element Score	Total Program Component Score (factored)	Total Deductions									
4	Kelly Ann LAURIN / Loucas ETHIER	CAN	5	118.12	62.61	55.51	0.00									
#	Executed Elements	Info	Base Value	GOE	J1	J2	J3	J4	J5	J6	J7	J8	J9	Ref.	Scores of Panel	
1	3Tw1		5.10	0.66	2	1	3	1	1	1	1	0	2		5.76	
2	3S+1A+2A+SEQ		8.70	0.43	1	1	0	1	1	1	1	1	1		9.13	
3	3Loq	q	4.90	-1.26	-2	-3	-4	-2	-3	-3	-3	-2	-2		3.64	
4	5ALi4		7.00	1.40	2	2	3	2	2	2	1	2	2		8.40	
5	3LoTh		5.00	1.00	2	1	2	2	2	2	2	2	2		6.00	
6	4Li4		5.10	0.73	1	1	3	1	1	2	1	2	2		5.83	
7	ChSq1		3.00	0.50	-1	1	1	2	1	1	1	1	1		3.50	
8	3STh		4.40	0.88	2	2	2	2	2	2	1	2	2		5.28	
9	5RLi3		6.60	0.38	1	0	1	1	0	0	1	0	2		6.98	
10	FiDs2		3.20	0.32	0	1	2	2	1	1	0	0	2		3.52	
11	PCoSp3		4.00	0.57	2	1	1	2	1	1	1	2	2		4.57	
			57.00												62.61	
Program Components			Factor													
Composition			2.67	6.25	6.75	6.75	7.00	6.50	7.50	6.75	7.25	7.50	7.25	7.50		6.93
Presentation			2.67	6.50	6.75	6.50	6.75	6.50	7.25	6.50	7.25	7.25	7.25		6.79	
Skating Skills			2.67	7.00	7.00	7.25	7.25	6.75	7.25	6.50	7.00	7.25	7.25		7.07	
Judges Total Program Component Score (factored)														55.51		
Deductions:														0.00		

Official Partners:



JUDGES DETAILS PER SKATER

PAIRS FREE SKATING

Rank	Name	Nation	Starting Number	Total Segment Score	Total Element Score	Total Program Component Score (factored)								Total Deductions		
5	Emily CHAN / Spencer Akira HOWE	USA	4	115.47	57.21	58.26								0.00		
#	Executed Elements	Info	Base Value	GOE	J1	J2	J3	J4	J5	J6	J7	J8	J9	Ref.	Scores of Panel	
1	3T<+1A+SEQ	<	4.46	-1.30	-2	-5	-3	-4	-4	-5	-5	-3	-3		3.16	
2	2S		1.30	0.11	3	2	0	0	1	0	1	2	0		1.41	
3	3Tw3		5.70	1.06	2	1	2	2	0	2	2	2	2		6.76	
4	3FTh		5.30	1.21	2	2	3	2	1	2	2	3	3		6.51	
5	FiDs3		3.50	0.65	3	2	3	2	1	1	2	2	1		4.15	
6	5ALi3		6.60	1.23	2	1	3	2	2	1	1	3	2		7.83	
7	3LoTh		5.00	-0.50	-2	0	-1	-1	-1	-3	-1	1	-1		4.50	
8	PCoSp3		4.00	0.51	1	1	2	1	1	1	1	3	2		4.51	
9	5RLi4		7.00	1.40	2	0	3	2	2	2	2	2	2		8.40	
10	ChSq1		3.00	1.21	3	2	2	2	2	3	2	3	3		4.21	
11	3Li3		4.70	1.07	2	1	3	2	2	3	2	3	2		5.77	
			50.56												57.21	
Program Components				Factor												
Composition				2.67	7.00	7.50	7.25	8.00	7.50	7.25	7.00	7.75	7.25	7.36	7.36	
Presentation				2.67	7.25	7.25	7.25	7.50	7.75	7.00	7.00	7.50	7.00	7.25	7.25	
Skating Skills				2.67	7.25	7.25	7.00	7.75	7.25	7.00	6.75	7.75	7.00	7.21	7.21	
Judges Total Program Component Score (factored)															58.26	
Deductions:															0.00	

Rank	Name	Nation	Starting Number	Total Segment Score	Total Element Score	Total Program Component Score (factored)								Total Deductions		
6	Rebecca GHILARDI / Filippo AMBROSINI	ITA	7	114.16	53.75	61.41								-1.00		
#	Executed Elements	Info	Base Value	GOE	J1	J2	J3	J4	J5	J6	J7	J8	J9	Ref.	Scores of Panel	
1	3Tw2		5.40	0.54	-2	-1	2	2	0	1	1	2	3		5.94	
2	3Sq	F q	4.30	-2.15	-5	-5	-5	-5	-5	-5	-5	-5	-5		2.15	
3	2A+1A+SEQ		4.40	-1.41	-4	-5	-3	-5	-4	-4	-5	-5	-3		2.99	
4	5RLi4		7.00	1.30	2	2	1	2	1	2	2	2	2		8.30	
5	BiDs2		3.40	0.73	2	2	2	2	1	2	2	3	3		4.13	
6	ChSq1		3.00	1.14	3	2	2	2	2	3	2	2	3		4.14	
7	3FTh		5.30	-1.21	-3	-2	-1	-3	-2	-3	-2	-2	-2		4.09	
8	3LoTh		5.00	-0.79	-3	0	-1	-3	-2	-3	0	-2	0		4.21	
9	3Li4		5.10	1.09	2	0	3	2	2	2	2	2	3		6.19	
10	5ALi4		7.00	1.10	2	1	1	2	1	3	2	1	2		8.10	
11	PCoSp3V		3.00	0.51	1	1	2	2	0	2	2	2	2		3.51	
			52.90												53.75	
Program Components				Factor												
Composition				2.67	7.50	7.75	7.75	8.25	7.75	7.50	8.00	7.75	8.25	7.82	7.82	
Presentation				2.67	7.25	7.50	8.00	7.75	7.75	7.25	7.75	7.50	7.75	7.61	7.61	
Skating Skills				2.67	7.25	7.50	7.50	7.75	7.75	7.50	7.50	7.50	8.00	7.57	7.57	
Judges Total Program Component Score (factored)															61.41	
Deductions:				Falls	-1.00 (1)											-1.00

Official Partners:



JUDGES DETAILS PER SKATER

PAIRS FREE SKATING

Rank	Name	Nation	Starting Number	Total Segment Score	Total Element Score	Total Program Component Score (factored)	Total Deductions
7	Milania VAANANEN / Filippo CLERICI	FIN	3	106.40	56.05	50.35	0.00

#	Executed Elements	Info	Base Value	GOE	J1	J2	J3	J4	J5	J6	J7	J8	J9	Ref.	Scores of Panel
1	3Tw3		5.70	0.65	1	2	0	0	0	2	2	2	1		6.35
2	3T+1A+2Aq+SEQ	q	8.60	-1.26	-2	-3	-4	-3	-3	-3	-3	-3	-3		7.34
3	2S		1.30	-0.24	-2	-1	-1	-2	-3	-3	-1	-1	-3		1.06
4	3FTh		5.30	0.38	2	1	0	0	0	1	1	1	1		5.68
5	5RLi3		6.60	0.75	1	1	0	1	1	1	1	2	2		7.35
6	FoDs1		3.90	0.17	0	0	0	0	-1	1	1	1	2		4.07
7	ChSq1		3.00	0.21	0	0	0	0	1	0	1	1	1		3.21
8	3LoTh		5.00	-1.00	-3	-2	-2	-2	-2	-1	-2	-2	-2		4.00
9	5ALi4		7.00	0.60	1	1	0	1	1	0	1	1	2		7.60
10	4Li4		5.10	0.29	0	0	1	0	1	0	1	2	1		5.39
11	PCoSp3		4.00	0.00	-1	0	0	1	-1	0	-2	1	1		4.00
			55.50												56.05
Program Components				Factor											
Composition				2.67	6.00	6.25	6.25	6.25	6.00	6.50	6.25	6.75	6.75		6.32
Presentation				2.67	5.75	6.00	5.75	6.00	6.25	6.25	6.00	6.75	6.50		6.11
Skating Skills				2.67	6.50	6.50	6.00	6.25	6.50	6.75	6.00	7.00	6.50		6.43
Judges Total Program Component Score (factored)														50.35	

Deductions:

0.00

Rank	Name	Nation	Starting Number	Total Segment Score	Total Element Score	Total Program Component Score (factored)	Total Deductions
8	Naomi WILLIAMS / Lachlan LEWER	USA	2	101.04	52.79	50.25	-2.00

#	Executed Elements	Info	Base Value	GOE	J1	J2	J3	J4	J5	J6	J7	J8	J9	Ref.	Scores of Panel
1	3Tw2		5.40	0.85	1	2	3	1	0	1	2	2	2		6.25
2	3T		4.20	0.12	0	1	0	0	-1	1	2	1	-1		4.32
3	5ALi4		7.00	1.00	1	1	3	2	1	1	2	2	1		8.00
4	3STh		4.40	-2.20	-5	-5	-5	-5	-5	-5	-5	-5	-5		2.20
5	2A+1A+2A<+SEQ	F <	7.04	-1.65	-5	-5	-5	-5	-5	-5	-5	-5	-5		5.39
6	ChSq1		3.00	0.21	0	0	0	1	0	1	1	2	0		3.21
7	2LoTh		2.80	-0.56	-2	-1	0	-2	-4	-2	-1	-3	-3		2.24
8	BiDs3		3.70	0.53	1	1	1	2	1	2	2	2	1		4.23
9	3Li4		5.10	0.44	1	1	0	1	0	2	1	1	1		5.54
10	PCoSp3		4.00	0.51	2	1	0	1	0	2	2	2	1		4.51
11	5RLi4		7.00	-0.10	0	-1	-1	0	0	0	0	0	1		6.90
			53.64												52.79
Program Components				Factor											
Composition				2.67	6.25	6.50	6.00	6.50	6.25	7.00	6.75	6.50	6.25		6.43
Presentation				2.67	6.00	6.25	5.50	6.00	6.00	6.75	6.50	6.25	6.00		6.14
Skating Skills				2.67	5.75	6.00	6.00	6.00	6.50	6.50	6.50	6.25	6.50		6.25
Judges Total Program Component Score (factored)														50.25	

Deductions: Falls

-2.00 (2)

-2.00

Legend:							
#	Sequence number	GOE	Grade of Execution	Jx	Judges (x=1-9)	Ref.	Referee
<	Under-rotated jump	F	Fall	q	Jump landed on the quarter		

Official Partners:



ICE DANCE

Helsinki Ice Hall	16 NOV 2024	17:35	Rhythm Dance
	17 NOV 2024	14:40	Free Dance

Size of Skating Arena:	30m*60m
Ice Conditions:	very good
Number of Entries:	10
Number of Participants:	10

Entry Withdrawn:

Rhythm Dance		
Duration:	2:50 +/- 10 seconds	
Segment Factor:	1.00	
Program Component Factors:	Composition	1.33
	Presentation	1.33
	Skating Skills	1.33

Free Dance		
Duration:	4:00 +/- 10 seconds	
Segment Factor:	1.00	
Program Component Factors:	Composition	2.00
	Presentation	2.00
	Skating Skills	2.00

Official Partners:



RESULTS

ICE DANCE

Pl.	Name	Nation	Total Score	RD	FD
1	Lilah FEAR / Lewis GIBSON	GBR	203.22	2	1
2	Piper GILLES / Paul POIRIER	CAN	200.79	1	4
3	Juulia TURKKILA / Matthias VERSLUIS	FIN	196.60	3	2
4	Natalie TASCHLEROVA / Filip TASCHLER	CZE	190.43	4	5
5	Emilea ZINGAS / Vadym KOLESNIK	USA	189.48	6	3
6	Yuka ORIHARA / Juho PIRINEN	FIN	183.64	8	6
7	Eva PATE / Logan BYE	USA	180.35	7	7
8	Oona BROWN / Gage BROWN	USA	176.57	5	9
9	Hannah LIM / Ye QUAN	KOR	175.36	9	8
10	Mariia PINCHUK / Mykyta POGORIELOV	UKR	134.34	10	10

Ms. Jodi ABBOTT, ISU
Referee

Mr. Shawn RETTSTATT, ISU
Technical Controller

Legend:	RD	Rhythm Dance	FD	Free Dance	Pl.	Place
---------	----	--------------	----	------------	-----	-------

Official Partners:



PANEL OF JUDGES

ICE DANCE

Officials

Technical Controller	Mr. Shawn RETTSTATT	ISU
Technical Specialist	Mr. Stefano CARUSO	ISU
Technical Specialist	Ms. Nakako TSUZUKI	ISU

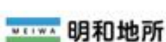
Judges

Referee	Ms. Jodi ABBOTT	ISU
Judge No. 1	Mr. Ron CONACHER	CAN
Judge No. 2	Mr. Richard DALLEY	USA
Judge No. 3	Mr. Leo LENKOLA	FIN
Judge No. 4	Ms. Vera TAUCHMANOVA	CZE
Judge No. 5	Mr. Albert SAADI	MON
Judge No. 6	Ms. Iryna MEDVEDIEVA	UKR
Judge No. 7	Ms. Kylie Anne YACOPETTI	AUS
Judge No. 8	Mr. Espen Rotterud RUNAS	NOR
Judge No. 9	Mr. Stephen FERNANDEZ	GBR

Data/Replay Operator

Data Operator	Mr. Zoltan JANOSI	ISU
Replay Operator	Mr. Peter LEVIN	ISU

Official Partners:



RESULTS

ICE DANCE RHYTHM DANCE

Pl.	Name	Nation	Total Segment Score
1	Piper GILLES / Paul POIRIER	CAN	84.65
2	Lilah FEAR / Lewis GIBSON	GBR	82.03
3	Juulia TURKKILA / Matthias VERSLUIS	FIN	78.31
4	Natalie TASCHLEROVA / Filip TASCHLER	CZE	75.50
5	Oona BROWN / Gage BROWN	USA	73.35
6	Emilea ZINGAS / Vadym KOLESNIK	USA	72.72
7	Eva PATE / Logan BYE	USA	72.58
8	Yuka ORIHARA / Juho PIRINEN	FIN	72.56
9	Hannah LIM / Ye QUAN	KOR	69.00
10	Mariia PINCHUK / Mykyta POGORIELOV	UKR	54.39

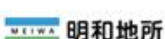


Ms. Jodi ABBOTT, ISU
Referee



Mr. Shawn RETTSTATT, ISU
Technical Controller

Official Partners:



JUDGES DETAILS PER SKATER


ICE DANCE RHYTHM DANCE

Rank	Name	Nation	Starting Number	Total Segment Score	Total Element Score	Total Program Component Score (factored)	Total Deductions									
1	Piper GILLES / Paul POIRIER	CAN	9	84.65	47.59	37.06	0.00									
#	Executed Elements	Info	Base Value	GOE	J1	J2	J3	J4	J5	J6	J7	J8	J9	Ref.	Scores of Panel	
1	MiStW3+MiStM3		8.20	3.59	3	3	4	4	3	3	4	4	3		11.79	
2	SqTwW3+SqTwM4		6.97	2.29	3	3	3	3	1	4	3	2	3		9.26	
3	PSt1		7.45	3.51	3	3	4	4	3	3	3	3	3		10.96	
4	RoLi4		5.45	1.92	4	4	4	4	3	4	4	4	4		7.37	
5	ChRS1		2.00	6.21	4	4	4	4	4	4	4	5	5		8.21	
			30.07												47.59	
Program Components			Factor													
Composition			1.33	9.25	9.00	9.50	9.50	9.00	9.25	9.50	9.50	9.25	9.50	9.25		9.32
Presentation			1.33	9.50	9.50	9.50	9.25	9.00	9.25	9.50	9.50	9.50	9.50		9.43	
Skating Skills			1.33	9.00	9.00	9.25	9.25	8.50	9.50	9.00	9.25	9.00		9.11		
Judges Total Program Component Score (factored)														37.06		
Deductions:														0.00		

Rank	Name	Nation	Starting Number	Total Segment Score	Total Element Score	Total Program Component Score (factored)	Total Deductions								
2	Lilah FEAR / Lewis GIBSON	GBR	10	82.03	45.99	36.04	0.00								
#	Executed Elements	Info	Base Value	GOE	J1	J2	J3	J4	J5	J6	J7	J8	J9	Ref.	Scores of Panel
1	SqTwW4+SqTwM4		7.34	2.63	4	4	3	3	3	5	3	3	3		9.97
2	PSt1		7.45	3.03	2	3	3	3	3	4	2	2	3		10.48
3	MiStW2+MiStM2		7.46	2.99	1	3	3	3	3	4	3	2	3		10.45
4	ChRS1		2.00	5.79	3	4	5	4	3	4	3	4	5		7.79
5	RoLi4		5.45	1.85	3	3	4	4	4	5	4	4	4		7.30
			29.70												45.99
Program Components			Factor												
Composition			1.33	9.00	9.00	9.25	9.00	9.00	9.50	9.00	8.75	9.25		9.07	
Presentation			1.33	9.00	9.00	9.25	9.00	9.25	9.50	9.25	9.25	9.50		9.21	
Skating Skills			1.33	8.75	8.75	9.00	8.75	8.50	9.25	8.50	8.75	9.25		8.82	
Judges Total Program Component Score (factored)														36.04	
Deductions:														0.00	

Rank	Name	Nation	Starting Number	Total Segment Score	Total Element Score	Total Program Component Score (factored)	Total Deductions								
3	Juulia TURKKILA / Matthias VERSLUIS	FIN	8	78.31	44.30	34.01	0.00								
#	Executed Elements	Info	Base Value	GOE	J1	J2	J3	J4	J5	J6	J7	J8	J9	Ref.	Scores of Panel
1	SqTwW4+SqTwM3		6.97	1.83	3	3	3	2	1	2	2	2	2		8.80
2	PSt2		7.95	2.87	2	3	3	3	2	3	1	3	2		10.82
3	MiStW2+MiStM2		7.46	2.99	3	3	3	3	2	3	2	3	3		10.45
4	RoLi4		5.45	1.85	4	4	4	4	3	4	3	4	4		7.30
5	ChRS1		2.00	4.93	3	4	4	4	2	3	2	4	3		6.93
			29.83												44.30
Program Components			Factor												
Composition			1.33	8.50	8.75	8.75	8.75	7.75	8.50	7.50	9.00	8.50		8.50	
Presentation			1.33	8.50	9.00	9.00	8.75	8.50	8.25	7.50	9.00	8.75		8.68	
Skating Skills			1.33	8.00	8.50	8.50	8.50	8.25	8.25	8.50	8.50	8.25		8.39	
Judges Total Program Component Score (factored)														34.01	
Deductions:														0.00	

Official Partners:



JUDGES DETAILS PER SKATER

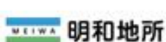

ICE DANCE RHYTHM DANCE

Rank	Name	Nation	Starting Number	Total Segment Score	Total Element Score	Total Program Component Score (factored)	Total Deductions									
4	Natalie TASCHLEROVA / Filip TASCHLER	CZE	7	75.50	42.38	33.12	0.00									
#	Executed Elements	Info	Base Value	GOE	J1	J2	J3	J4	J5	J6	J7	J8	J9	Ref.	Scores of Panel	
1	PSt3		8.70	2.56	2	2	2	3	3	4	2	2	2		11.26	
2	MiStW2+MiStM2		7.46	2.84	1	3	3	3	3	4	2	3	2		10.30	
3	CuLi4		5.45	0.96	2	3	2	2	2	2	1	2	2		6.41	
4	SqTwW3+SqTwM2		6.22	1.26	1	2	2	2	1	3	1	0	2		7.48	
5	ChRS1		2.00	4.93	2	3	3	3	4	4	3	3	4		6.93	
			29.83												42.38	
Program Components				Factor												
Composition				1.33	7.50	8.50	8.25	8.50	8.25	8.50	7.75	7.75	8.25			8.18
Presentation				1.33	7.75	8.50	8.50	8.50	8.50	8.50	8.00	8.00	8.50			8.36
Skating Skills				1.33	7.75	8.75	8.25	8.50	8.50	8.75	8.25	8.25	8.00			8.36
Judges Total Program Component Score (factored)															33.12	
Deductions:														0.00		
Violation of choreo restrictions							(1 of 10)									

Rank	Name	Nation	Starting Number	Total Segment Score	Total Element Score	Total Program Component Score (factored)	Total Deductions									
5	Oona BROWN / Gage BROWN	USA	3	73.35	41.53	31.82	0.00									
#	Executed Elements	Info	Base Value	GOE	J1	J2	J3	J4	J5	J6	J7	J8	J9	Ref.	Scores of Panel	
1	MiStW2+MiStM2		7.46	2.99	2	3	3	3	3	3	3	2	3		10.45	
2	SqTwW3+SqTwM3		6.60	1.83	2	3	3	2	2	3	2	2	2		8.43	
3	PSt2		7.95	2.08	1	2	2	2	2	3	2	1	2		10.03	
4	RoLi4		5.45	1.10	2	2	3	3	2	4	2	2	2		6.55	
5	ChRS1		2.00	4.07	2	3	3	3	2	3	3	3	2		6.07	
			29.46												41.53	
Program Components				Factor												
Composition				1.33	7.25	8.50	8.50	8.00	7.75	8.25	8.00	7.75	7.75			8.00
Presentation				1.33	7.50	8.25	8.50	8.25	7.75	8.00	8.25	8.00	8.00			8.07
Skating Skills				1.33	7.25	8.25	8.25	7.75	7.75	8.00	7.75	7.75	7.75			7.86
Judges Total Program Component Score (factored)															31.82	
Deductions:														0.00		

Rank	Name	Nation	Starting Number	Total Segment Score	Total Element Score	Total Program Component Score (factored)	Total Deductions									
6	Emilea ZINGAS / Vadym KOLESNIK	USA	5	72.72	39.99	32.73	0.00									
#	Executed Elements	Info	Base Value	GOE	J1	J2	J3	J4	J5	J6	J7	J8	J9	Ref.	Scores of Panel	
1	PSt2		7.95	2.87	2	2	3	3	3	3	2	2	3		10.82	
2	MiStW1+MiStM2		7.21	2.69	3	3	2	2	2	4	2	3	3		9.90	
3	SqTwW1+SqTwM4		6.34	-0.46	-1	0	0	-2	-1	1	0	-1	-1		5.88	
4	RoLi4		5.45	1.23	2	2	3	3	2	3	1	3	3		6.68	
5	ChRS1		2.00	4.71	3	3	2	1	4	4	3	4	3		6.71	
			28.95												39.99	
Program Components				Factor												
Composition				1.33	8.00	8.75	8.25	8.25	8.25	8.50	7.75	8.50	8.00			8.25
Presentation				1.33	8.00	8.75	8.50	8.00	8.50	8.25	8.25	8.50	8.50			8.36
Skating Skills				1.33	7.75	8.50	8.25	8.00	7.75	8.50	8.00	7.75	7.75			8.00
Judges Total Program Component Score (factored)															32.73	
Deductions:														0.00		

Official Partners:



JUDGES DETAILS PER SKATER


ICE DANCE RHYTHM DANCE

Rank	Name	Nation	Starting Number	Total Segment Score	Total Element Score	Total Program Component Score (factored)	Total Deductions								
7	Eva PATE / Logan BYE	USA	2	72.58	41.38	31.20	0.00								
#	Executed Elements	Info	Base Value	GOE	J1	J2	J3	J4	J5	J6	J7	J8	J9	Ref.	Scores of Panel
1	SqTwW4+SqTwM4		7.34	2.29	3	3	3	2	3	3	1	3	3		9.63
2	MiStW2+MiStM2		7.46	1.78	2	2	1	2	1	2	1	2	2		9.24
3	PS2		7.95	2.24	2	2	2	2	2	2	1	2	2		10.19
4	ChRS1		2.00	3.64	3	3	2	2	2	2	1	3	3		5.64
5	RoLi4		5.45	1.23	3	3	2	2	1	3	2	3	3		6.68
			30.20												41.38
Program Components			Factor												
Composition			1.33	7.75	8.25	8.00	8.00	7.50	7.50	7.50	7.25	8.00	7.75		7.79
Presentation			1.33	8.25	8.50	8.25	8.00	7.50	7.25	7.25	7.25	8.50	8.00		7.96
Skating Skills			1.33	7.75	8.00	8.00	7.75	7.25	7.50	7.00	8.00	7.75		7.71	
Judges Total Program Component Score (factored)														31.20	
Deductions:														0.00	

Rank	Name	Nation	Starting Number	Total Segment Score	Total Element Score	Total Program Component Score (factored)	Total Deductions									
8	Yuka ORIHARA / Juho PIRINEN	FIN	4	72.56	41.21	31.35	0.00									
#	Executed Elements	Info	Base Value	GOE	J1	J2	J3	J4	J5	J6	J7	J8	J9	Ref.	Scores of Panel	
1	SqTwW4+SqTwM4		7.34	1.71	1	2	2	2	2	3	2	3	2		9.05	
2	MiStW2+MiStM2		7.46	2.08	1	2	2	2	2	2	2	2	2		9.54	
3	RoLi4		5.45	1.03	2	1	2	3	2	4	2	2	2		6.48	
4	PS1	S	7.45	1.76	2	2	2	1	1	3	1	2	1		9.21	
5	ChRS1		2.00	4.93	2	4	3	4	3	3	2	4	4		6.93	
			29.70												41.21	
Program Components			Factor													
Composition			1.33	6.50	7.75	8.25	8.25	7.50	8.25	7.50	8.25	7.50	8.25	7.50		7.86
Presentation			1.33	7.00	8.25	8.25	8.50	8.25	8.25	8.25	7.75	8.50	7.75		8.14	
Skating Skills			1.33	6.50	7.50	8.00	7.75	7.50	8.00	7.25	7.75	7.25		7.57		
Judges Total Program Component Score (factored)														31.35		
Deductions:														0.00		

Rank	Name	Nation	Starting Number	Total Segment Score	Total Element Score	Total Program Component Score (factored)	Total Deductions								
9	Hannah LIM / Ye QUAN	KOR	6	69.00	38.91	30.09	0.00								
#	Executed Elements	Info	Base Value	GOE	J1	J2	J3	J4	J5	J6	J7	J8	J9	Ref.	Scores of Panel
1	SqTwW4+SqTwM4		7.34	1.71	1	1	2	3	3	3	2	2	2		9.05
2	PS2		7.95	1.28	0	1	1	1	2	2	1	1	1		9.23
3	MiStW2+MiStM2		7.46	1.63	0	2	1	2	1	3	1	2	2		9.09
4	ChRS1		2.00	2.79	2	1	1	3	2	3	1	2	2		4.79
5	RoLi4		5.45	1.30	2	2	3	3	3	3	2	3	3		6.75
			30.20												38.91
Program Components			Factor												
Composition			1.33	7.25	7.50	8.00	8.25	7.50	7.75	7.00	7.50	7.25		7.54	
Presentation			1.33	6.50	7.75	7.75	8.25	7.25	7.75	7.00	7.75	7.50		7.54	
Skating Skills			1.33	7.00	7.50	7.75	8.00	7.75	7.50	7.25	7.50	7.50		7.54	
Judges Total Program Component Score (factored)														30.09	
Deductions:														0.00	
Violation of choreo restrictions			(1 of 10)												

Official Partners:



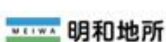

JUDGES DETAILS PER SKATER

ICE DANCE RHYTHM DANCE

Rank	Name	Nation	Starting Number	Total Segment Score	Total Element Score	Total Program Component Score (factored)	Total Deductions									
10	Mariia PINCHUK / Mykyta POGORIELOV	UKR	1	54.39	29.18	27.21	-2.00									
#	Executed Elements	Info	Base Value	GOE	J1	J2	J3	J4	J5	J6	J7	J8	J9	Ref.	Scores of Panel	
1	MiStW1+MiStM1		6.96	1.19	1	1	1	1	1	2	1	1	2		8.15	
2	SqTwW1+SqTwM3		5.97	-1.37	-2	-2	-1	-2	-2	-1	-2	-2	-1		4.60	
3	PSt1		7.45	-0.16	-1	0	0	-1	0	1	0	0	0		7.29	
4	ChRS1		2.00	1.07	0	0	1	0	1	1	0	2	2		3.07	
5	RoLi4		5.45	0.62	2	1	1	1	1	2	1	1	2		6.07	
			27.83												29.18	
Program Components				Factor												
Composition				1.33	6.25	7.00	7.25	7.50	6.25	7.25	6.75	6.25	7.00			6.82
Presentation				1.33	5.75	7.25	7.25	7.00	6.50	7.25	6.50	6.75	7.25			6.93
Skating Skills				1.33	5.75	7.00	7.00	7.25	6.25	7.00	6.75	6.00	7.00			6.71
Judges Total Program Component Score (factored)															27.21	
Deductions:			Time violation	-1.00	Extended lifts									-1.00	-2.00	

Legend:							
#	Sequence number	GOE	Grade of Execution	Jx	Judges (x=1-9)	Ref.	Referee
S	Separation of hold/contact/touch						

Official Partners:



RESULTS

ICE DANCE FREE DANCE

Pl.	Name	Nation	Total Segment Score
1	Lilah FEAR / Lewis GIBSON	GBR	121.19
2	Juulia TURKKILA / Matthias VERSLUIS	FIN	118.29
3	Emilea ZINGAS / Vadym KOLESNIK	USA	116.76
4	Piper GILLES / Paul POIRIER	CAN	116.14
5	Natalie TASCHLEROVA / Filip TASCHLER	CZE	114.93
6	Yuka ORIHARA / Juho PIRINEN	FIN	111.08
7	Eva PATE / Logan BYE	USA	107.77
8	Hannah LIM / Ye QUAN	KOR	106.36
9	Oona BROWN / Gage BROWN	USA	103.22
10	Mariia PINCHUK / Mykyta POGORIELOV	UKR	79.95




Ms. Jodi ABBOTT, ISU
Referee



Mr. Shawn RETTSTATT, ISU
Technical Controller

Official Partners:

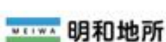



JUDGES DETAILS PER SKATER

ICE DANCE FREE DANCE

Rank	Name	Nation	Starting Number	Total Segment Score	Total Element Score	Total Program Component Score (factored)	Total Deductions									
1	Lilah FEAR / Lewis GIBSON	GBR	9	121.19	68.35	53.84	-1.00									
#	Executed Elements	Info	Base Value	GOE	J1	J2	J3	J4	J5	J6	J7	J8	J9	Ref.	Scores of Panel	
1	ChSp1		1.10	2.49	3	3	3	5	3	3	3	3	3		3.59	
2	SeStW3+SeStM1		7.58	2.99	2	3	3	4	2	3	3	3	3		10.57	
3	SyTwW4+SyTwM4		6.84	2.28	3	3	3	4	2	4	3	3	3		9.12	
4	StLi4+RoLi4	>	10.90	3.70	4	4	4	4	3	4	4	3	4		14.60	
5	DSp4		6.00	1.85	3	3	4	4	3	4	3	3	3		7.85	
6	ChTw1		1.10	2.61	3	3	3	4	3	3	3	3	4		3.71	
7	OFTW2+OFTM1		5.09	2.08	2	3	3	4	2	3	3	3	3		7.17	
8	ChSt1		1.10	3.20	3	4	4	5	4	4	3	3	5		4.30	
9	StLi4		5.45	1.99	3	4	4	4	4	5	4	4	5		7.44	
			45.16												68.35	
Program Components				Factor												
Composition				2.00	8.50	8.75	9.25	9.00	8.75	9.50	8.75	9.00	9.25	9.50		8.96
Presentation				2.00	8.50	9.00	9.25	9.25	9.00	9.50	8.75	9.25	9.50			9.14
Skating Skills				2.00	8.75	8.75	9.00	9.00	8.50	9.25	8.50	8.75	9.00			8.82
Judges Total Program Component Score (factored)															53.84	
Deductions:			Extended lifts	-1.00											-1.00	
			Violation of choreo restrictions	(1 of 10)												
Rank	Name	Nation	Starting Number	Total Segment Score	Total Element Score	Total Program Component Score (factored)	Total Deductions									
2	Juulia TURKKILA / Matthias VERSLUIS	FIN	8	118.29	65.85	52.44	0.00									
#	Executed Elements	Info	Base Value	GOE	J1	J2	J3	J4	J5	J6	J7	J8	J9	Ref.	Scores of Panel	
1	OFTW2+OFTM2		5.34	2.18	3	4	3	3	2	3	3	3	3		7.52	
2	CuLi4		5.45	1.58	3	3	4	4	3	3	3	4	3		7.03	
3	SyTwW4+SyTwM2		6.09	1.97	3	3	2	3	2	3	3	2	3		8.06	
4	DiStW3+DiStM2		7.83	3.14	3	3	3	4	2	3	3	3	3		10.97	
5	RoLi4+StLi3		10.15	3.70	4	4	4	5	3	4	4	3	4		13.85	
6	ChAJ1		1.10	2.96	4	3	3	4	4	3	3	4	4		4.06	
7	ChLi1		1.10	3.44	4	4	4	5	4	3	4	4	5		4.54	
8	DSp2		4.50	1.37	1	3	3	2	2	2	3	2	3		5.87	
9	ChSt1		1.10	2.85	3	3	3	4	4	3	4	3	4		3.95	
			42.66												65.85	
Program Components				Factor												
Composition				2.00	8.75	9.00	9.00	8.75	8.75	8.75	8.75	9.25	8.75			8.82
Presentation				2.00	8.00	9.00	9.00	8.75	8.75	8.75	8.75	9.00	9.00			8.86
Skating Skills				2.00	8.00	8.75	8.75	8.75	8.25	8.50	8.50	8.50	8.50			8.54
Judges Total Program Component Score (factored)															52.44	
Deductions:															0.00	

Official Partners:




JUDGES DETAILS PER SKATER

ICE DANCE FREE DANCE

Rank	Name	Nation	Starting Number	Total Segment Score	Total Element Score	Total Program Component Score (factored)	Total Deductions									
3	Emilea ZINGAS / Vadym KOLESNIK	USA	5	116.76	66.68	50.08	0.00									
#	Executed Elements	Info	Base Value	GOE	J1	J2	J3	J4	J5	J6	J7	J8	J9	Ref.	Scores of Panel	
1	OFTW2+OFTM3		5.72	2.28	3	4	2	3	3	3	4	3	3		8.00	
2	DSP4		6.00	1.85	2	3	3	4	3	4	3	3	4		7.85	
3	DiStW2+DiStM3		7.83	2.84	2	3	2	3	3	3	3	3	2		10.67	
4	RoLi4		5.45	1.44	3	3	3	3	3	3	3	3	3		6.89	
5	StaLi4		5.45	1.37	3	2	3	3	3	4	2	3	3		6.82	
6	SyTwW3+SyTwM4		6.47	1.77	3	3	2	2	2	3	3	2	2		8.24	
7	CuLi4		5.45	1.51	3	3	3	4	2	4	2	3	4		6.96	
8	ChSt1		1.10	2.49	3	3	3	3	3	3	3	3	3		3.59	
9	ChLi1		1.10	2.73	4	3	3	4	2	4	3	1	4		3.83	
10	ChSl1		1.10	2.73	4	3	4	4	2	3	3	3	3		3.83	
			45.67												66.68	
Program Components			Factor													
Composition			2.00	8.25	8.50	8.50	8.25	8.25	8.50	8.25	8.50	8.00	8.00	8.00		8.36
Presentation			2.00	8.25	8.75	8.50	8.25	8.00	8.50	8.50	8.75	8.25	8.25	8.25		8.43
Skating Skills			2.00	8.00	8.50	8.25	8.25	8.25	8.50	8.50	8.00	8.00	8.00	8.00		8.25
Judges Total Program Component Score (factored)																50.08
Deductions:																0.00
Violation of choreo restrictions			(1 of 10)													
Rank	Name	Nation	Starting Number	Total Segment Score	Total Element Score	Total Program Component Score (factored)	Total Deductions									
4	Piper GILLES / Paul POIRIER	CAN	10	116.14	64.58	52.56	-1.00									
#	Executed Elements	Info	Base Value	GOE	J1	J2	J3	J4	J5	J6	J7	J8	J9	Ref.	Scores of Panel	
1	RoLi4+RoLi4		10.90	3.98	4	4	5	5	4	4	4	4	4		14.88	
2	ChAJ1	!	1.10	0.95	1	2	1	1	2	-3	1	1	1		2.05	
3	OFTW2+OFTM2		5.34	2.28	3	3	3	4	3	3	4	3	3		7.62	
4	MiStW3+MiStM2		7.83	3.59	3	3	3	4	4	4	4	3	3		11.42	
5	SyTwW4+SyTwM4		6.84	-0.42	1	-3	-3	3	1	-3	-3	1	2		6.42	
6	ChSt1		1.10	2.49	4	4	3	4	2	3	2	2	3		3.59	
7	DSP4		6.00	1.69	3	3	3	4	2	3	3	3	3		7.69	
8	ChSp1		1.10	2.85	3	3	3	4	3	4	4	3	4		3.95	
9	CuLi4		5.45	1.51	4	3	3	4	3	3	3	3	3		6.96	
			45.66												64.58	
Program Components			Factor													
Composition			2.00	8.75	9.25	8.75	9.00	8.75	9.25	9.00	8.50	8.75	8.75	8.75		8.89
Presentation			2.00	8.75	8.75	8.75	8.75	8.75	9.25	8.75	8.25	8.50	8.50	8.50		8.71
Skating Skills			2.00	8.50	8.75	8.75	9.00	8.50	9.00	8.75	8.25	8.50	8.50	8.50		8.68
Judges Total Program Component Score (factored)																52.56
Deductions:																-1.00
Falls			-1.00 (1)													

Official Partners:



JUDGES DETAILS PER SKATER

ICE DANCE FREE DANCE


Rank	Name	Nation	Starting Number	Total Segment Score	Total Element Score	Total Program Component Score (factored)		Total Deductions								
5	Natalie TASCHLEROVA / Filip TASCHLER	CZE	7	114.93	64.37	50.56		0.00								
#	Executed Elements	Info	Base Value	GOE	J1	J2	J3	J4	J5	J6	J7	J8	J9	Ref.	Scores of Panel	
1	CuLi4+CuLi4		10.90	3.02	3	3	3	4	4	3	3	3	3		13.92	
2	OFTW2+OFTM2		5.34	2.28	3	4	3	3	4	3	3	3	3		7.62	
3	SeStW1+SeStM2		7.21	2.84	2	3	3	3	4	3	3	2	1		10.05	
4	SILi4		5.45	1.51	3	2	4	4	3	4	3	3	2		6.96	
5	SyTwW4+SyTwM4		6.84	1.87	2	3	3	3	2	3	3	1	2		8.71	
6	ChLi1		1.10	2.13	0	2	3	3	2	3	3	3	2		3.23	
7	DSp4		6.00	1.29	0	2	3	3	2	2	3	2	2		7.29	
8	ChSt1		1.10	2.37	2	3	3	3	2	3	3	3	3		3.47	
9	ChSl1		1.10	2.02	-1	2	2	3	3	3	2	2	3		3.12	
			45.04												64.37	
Program Components				Factor												
Composition				2.00	8.25	8.25	8.50	8.50	8.50	8.50	8.75	8.25	8.00	8.50		8.39
Presentation				2.00	8.25	8.50	8.50	8.50	8.25	8.50	8.25	8.25	8.25	8.50		8.39
Skating Skills				2.00	8.25	8.75	8.50	8.50	8.75	8.50	8.50	8.50	8.25		8.50	
Judges Total Program Component Score (factored)														50.56		

Deductions:								0.00
Violation of choreo restrictions (1 of 10)								

Rank	Name	Nation	Starting Number	Total Segment Score	Total Element Score	Total Program Component Score (factored)		Total Deductions							
6	Yuka ORIHARA / Juho PIRINEN	FIN	3	111.08	63.16	47.92		0.00							
#	Executed Elements	Info	Base Value	GOE	J1	J2	J3	J4	J5	J6	J7	J8	J9	Ref.	Scores of Panel
1	SyTwW4+SyTwM3		6.47	1.67	2	2	2	2	3	2	2	3	3		8.14
2	CuLi4+RoLi4		10.90	2.74	3	2	3	3	3	3	3	3	2		13.64
3	ChAJ1		1.10	2.49	5	3	3	4	2	2	3	3	3		3.59
4	OFTW2+OFTM1		5.09	1.56	1	3	2	3	2	2	2	2	2		6.65
5	StLi4		5.45	1.17	2	2	3	3	2	2	2	3	3		6.62
6	CiStW2+CiStM2		7.46	2.23	3	2	2	2	2	3	2	2	2		9.69
7	DSp4		6.00	1.29	2	2	3	3	2	2	3	2	2		7.29
8	ChSt1		1.10	3.32	5	4	4	4	4	3	3	4	5		4.42
9	ChLi1		1.10	2.02	1	2	2	3	3	2	2	3	3		3.12
			44.67												63.16
Program Components				Factor											
Composition				2.00	7.75	7.50	8.25	8.25	7.75	8.00	8.50	8.50	8.00		8.07
Presentation				2.00	8.25	8.00	8.25	8.00	8.00	8.00	8.25	8.50	8.25		8.14
Skating Skills				2.00	7.25	7.50	8.00	7.75	7.75	7.75	7.75	8.00	7.75		7.75
Judges Total Program Component Score (factored)														47.92	

Deductions:								0.00
--------------------	--	--	--	--	--	--	--	-------------

Official Partners:



JUDGES DETAILS PER SKATER ICE DANCE FREE DANCE

Rank	Name	Nation	Starting Number	Total Segment Score	Total Element Score	Total Program Component Score (factored)	Total Deductions
7	Eva PATE / Logan BYE	USA	4	107.77	60.63	47.14	0.00

#	Executed Elements	Info	Base Value	GOE	J1	J2	J3	J4	J5	J6	J7	J8	J9	Ref.	Scores of Panel
1	ChSI1		1.10	1.78	3	3	2	3	2	1	2	2	1		2.88
2	DSP4		6.00	1.37	3	3	2	3	2	2	2	3	2		7.37
3	SyTwW3+SyTwM4		6.47	1.67	2	2	2	3	2	2	3	3	2		8.14
4	CuLi4+CuLi4		10.90	2.88	3	3	3	4	3	3	2	3	3		13.78
5	OFTW3+OFTM2		5.72	1.46	1	3	2	2	2	2	2	2	2		7.18
6	SeStW2+SeStM1		7.21	1.63	2	3	1	1	1	2	2	0	2		8.84
7	ChAJ1		1.10	1.78	2	3	2	2	2	2	2	3	1		2.88
8	ChSt1		1.10	1.78	3	2	2	2	3	2	1	3	1		2.88
9	RoLi4		5.45	1.23	3	3	3	2	2	3	2	3	2		6.68
			45.05												60.63
Program Components			Factor												
	Composition			2.00	8.00	8.25	8.25	8.00	7.75	8.25	7.50	8.50	7.25		8.00
	Presentation			2.00	7.50	8.50	8.00	7.75	7.50	8.00	7.75	8.25	7.50		7.82
	Skating Skills			2.00	7.50	8.00	8.00	7.50	7.50	8.00	8.25	7.75	7.25		7.75
	Judges Total Program Component Score (factored)														47.14

Deductions:		0.00
Violation of choreo restrictions	(2 of 10)	

Rank	Name	Nation	Starting Number	Total Segment Score	Total Element Score	Total Program Component Score (factored)	Total Deductions
8	Hannah LIM / Ye QUAN	KOR	2	106.36	61.08	45.28	0.00

#	Executed Elements	Info	Base Value	GOE	J1	J2	J3	J4	J5	J6	J7	J8	J9	Ref.	Scores of Panel
1	RoLi4		5.45	1.10	2	3	3	2	2	3	2	2	2		6.55
2	OFTW2+OFTM2		5.34	1.46	2	3	2	2	2	2	2	2	2		6.80
3	SyTwW4+SyTwM3		6.47	1.56	1	3	3	2	2	2	2	2	2		8.03
4	SILi4		5.45	1.51	3	3	3	3	3	3	2	4	4		6.96
5	ChSI1		1.10	2.25	3	3	2	3	3	2	3	3	2		3.35
6	DSP4		6.00	1.13	2	2	2	2	2	2	2	2	2		7.13
7	DiStW3+DiStM1		7.58	1.78	2	2	2	2	2	1	2	1	1		9.36
8	CuLi4		5.45	1.10	3	2	3	3	2	2	2	2	2		6.55
9	ChSt1		1.10	1.78	2	2	2	2	2	2	3	2	3		2.88
10	ChLi1		1.10	2.37	3	3	3	4	2	3	3	2	3		3.47
			45.04												61.08
Program Components			Factor												
	Composition			2.00	7.00	7.25	8.25	7.75	7.75	7.75	7.25	8.00	7.25		7.57
	Presentation			2.00	7.50	7.50	8.00	7.75	7.25	7.50	7.50	8.25	7.50		7.61
	Skating Skills			2.00	6.75	7.25	8.00	7.75	7.75	7.50	7.25	7.50	7.25		7.46
	Judges Total Program Component Score (factored)														45.28

Deductions:		0.00
--------------------	--	-------------

Official Partners:



JUDGES DETAILS PER SKATER

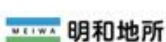

ICE DANCE FREE DANCE

Rank	Name	Nation	Starting Number	Total Segment Score	Total Element Score	Total Program Component Score (factored)								Total Deductions		
9	Oona BROWN / Gage BROWN	USA	6	103.22	55.94	47.28								0.00		
#	Executed Elements	Info	Base Value	GOE	J1	J2	J3	J4	J5	J6	J7	J8	J9	Ref.	Scores of Panel	
1	ChAJ1		1.10	2.02	2	3	3	3	2	3	2	2	2		3.12	
2	SyTwW4+SyTwM4		6.84	1.77	2	3	3	3	2	3	2	2	2		8.61	
3	CuLi2		3.95	0.96	2	2	3	2	2	2	2	2	2		4.91	
4	DSP4		6.00	1.05	1	2	2	2	1	3	3	1	2		7.05	
5	SIL1		3.20	-1.03	-2	-2	-3	-3	-2	-1	-4	-2	-1		2.17	
6	ChSI1		1.10	2.37	4	3	3	3	3	2	2	3	3		3.47	
7	DiStW3+DiStM1		7.58	2.08	2	2	2	2	2	3	2	1	2		9.66	
8	OFTW2+OFTM2		5.34	1.56	3	3	2	3	2	2	1	1	2		6.90	
9	RoLi4		5.45	1.37	3	2	3	3	2	3	3	3	3		6.82	
10	ChSt1		1.10	2.13	2	2	3	3	1	3	3	3	2		3.23	
			41.66												55.94	
Program Components				Factor												
Composition				2.00	7.50	8.25	8.50	8.00	7.50	8.50	8.00	7.75	7.75	7.96		
Presentation				2.00	8.00	8.00	8.25	7.50	7.25	8.50	8.00	7.75	7.75	7.89		
Skating Skills				2.00	7.50	8.00	8.25	7.75	7.75	8.25	7.50	7.50	7.75	7.79		
Judges Total Program Component Score (factored)															47.28	
Deductions:															0.00	

Rank	Name	Nation	Starting Number	Total Segment Score	Total Element Score	Total Program Component Score (factored)								Total Deductions		
10	Maria PINCHUK / Mykyta POGORIELOV	UKR	1	79.95	46.51	36.44								-3.00		
#	Executed Elements	Info	Base Value	GOE	J1	J2	J3	J4	J5	J6	J7	J8	J9	Ref.	Scores of Panel	
1	StaLi4		5.45	0.89	2	3	2	1	2	2	2	1	2		6.34	
2	SyTwW3+SyTwM4		6.47	1.25	2	2	2	1	0	1	2	2	2		7.72	
3	CiStW1+CiStM1		6.96	1.49	1	2	2	2	1	1	2	0	1		8.45	
4	ChSI1		1.10	1.19	2	1	1	2	1	2	2	1	0		2.29	
5	DSP4		6.00	0.72	1	1	1	1	1	2	2	0	2		6.72	
6	OFTWB+OFTMB	F S	1.60	-0.89	-5	-3	-4	-4	-3	-3	-5	-4	-3		0.71	
7	SILi4		5.45	0.34	1	0	1	0	1	1	1	0	1		5.79	
8	RoLi4		5.45	0.48	1	0	1	1	1	1	1	1	1		5.93	
9	ChSt1		1.10	0.24	0	-1	1	0	0	0	1	0	1		1.34	
10	ChSp1		1.10	0.12	0	0	0	0	0	0	1	0	1		1.22	
			40.68												46.51	
Program Components				Factor												
Composition				2.00	5.50	7.00	7.00	6.50	6.25	6.75	7.25	4.75	5.50	6.36		
Presentation				2.00	5.50	6.25	6.75	5.50	5.25	6.50	6.75	4.50	5.25	5.86		
Skating Skills				2.00	5.75	6.00	6.75	6.00	5.75	6.75	6.75	4.75	5.00	6.00		
Judges Total Program Component Score (factored)															36.44	
Deductions:				Falls	-3.00 (3)											-3.00

Legend:							
#	Sequence number	GOE	Grade of Execution	Jx	Judges (x=1-9)	Ref.	Referee
!	Element does not fulfill all requirements	>	Extended Dance Lift	S	Separation of hold/contact/touch	F	Fall

Official Partners:



Dear Skating Family,

On behalf of the Skating Finland, it was our pleasure to host the Grand Prix Finlandia Trophy Helsinki in Helsinki, Finland.

This was the fourth time Finland hosted an ISU Grand Prix of Figure Skating event, and we sincerely hope you enjoyed it as much as we did.

I want to thank Skating Finland staff and all volunteers that gave service to all skating family members. Additionally, a huge thank you to the incredible fans who traveled near and far to show their support for the competitors.

Finally, we thank the competitors, coaches and other team members for their dedication and hard work for this season. Experienced and committed Officials, thank you for serving in our event. It has been a fantastic week filled with remarkable skating and true sportsmanship.

Wishing you all the best of luck and outstanding performances for the rest of the season!

Sincerely,

Jouko Pitkänen
President
Skating Finland

Official Partners:

