



# PROTOCOL



# 2024 Skate America

October 18 - 20, 2024 Allen, TX / USA



## Protocol

of the

**ISU Grand Prix of Figure Skating® 2024 / 2025**

## 2024 Skate America

organized by

**The United States Figure Skating Association**

with the authorization of the

**International Skating Union**

held in

**Allen, TX, USA**

**October 18 to 20, 2024**

The events of the  
ISU Grand Prix of Figure Skating® 2024 Skate America  
took place at the

**“Credit Union of Texas Event Center”**

an artificial and heated indoor ice surface.



## International Skating Union (ISU)

### Council

**President:** Jae Youl Kim Republic of Korea

### 1st Vice President

Speed Skating: Tron Espeli Norway

### Vice President

Figure Skating: Benoit Lavoie Canada

### Members

Figure Skating: Patricia St. Peter USA  
 Tatsuro Matsumura Japan  
 Susanna Rahkamo Finland  
 György Elek Hungary  
 Maria Teresa Samaranch Spain

Speed Skating: Suwanna Silpa-Archa Thailand  
 Sergio Anesi Italy  
 Stoytcho G. Stoytchev Bulgaria  
 Alexander Kibalko Russia  
 Albert Hazelhoff Netherlands

Athletes Representative: Eric Radford Canada

Director General: Colin Smith Great Britain  
 Legal Advisors: Michael Geistlinger Austria

Figure Skating Technical Sports Director: vacant  
 Speed Skating Technical Sports Director: Hugo Herrnhof Italy

### Technical Committees

#### Single & Pair Skating

Chairperson: Fabio Bianchetti Italy  
 Members: Leena Laaksonen Finland  
 Yukiko Okabe Japan  
 Emilie Billow Sweden  
 Susan Lynch Australia  
 Appointed Skater: Cong Han China  
 Appointed Coach: Patrick Meier Switzerland

#### Ice Dance

Chairperson: Shawn Rettstatt USA  
 Members: Hilary Selby Great Britain  
 David Molina France  
 Ingrid Charlotte Wolter Germany  
 Appointed Skater: Kaitlyn Weaver Canada  
 Appointed Coach: Alper Uçar Türkiye

#### Synchronized Skating

Chairperson: Philippe Maitrot France  
 Members: Petra Tyrbo Sweden  
 Lois Long USA  
 Nina Bischoff Switzerland  
 Appointed Skater: Ida Hellström Finland  
 Appointed Coach: Cathy Dalton Canada



# 2024 Skate America

October 18 - 20, 2024 Allen, TX / USA



## Time Schedule

Thursday, October 17, 2024	10:30	Team Leaders Meeting
	11:30	Medical Meeting
	16:00	Referees and Technical Controllers Meeting
	17:00	Judges Meeting
Friday, October 18, 2024	17:59	PAIRS – Short Program
	19:25	WOMEN – Short Program
Saturday, October 19, 2024	13:03	ICE DANCE – Rhythm Dance
	14:43	PAIRS – Free Skating
		Victory Ceremonies Pairs
	17:16	MEN – Short Program
	19:06	WOMEN – Free Skating
		Victory Ceremonies Men
Sunday October 20, 2024	11:04	MEN – Free Skating
	13:22	ICE DANCE – Free Dance
		Victory Ceremonies Dance and Women
	18:45	Exhibition Gala



# 2024 Skate America

October 18 - 20, 2024 Allen, TX / USA



## ISU Event Officials

### ISU Representative

Mr. Tatsuro MATSUMURA

### ISU Event Manager

Mr. Wieland LÜDERS

### ISU Assistant Event Manager

Mr. Hirohiko SASO

### MEN

Referee

Ms. Saioa SANCHO

Technical Controller

Ms. Yukiko OKABE

Technical Specialist

Ms. Zsofia TOKAJI-KULCSAR

Technical Specialist

Mr. Jayson PEACE

Data Operator

Ms. Marit SILVIUS

Replay Operator

Mr. Christopher Richard STOKES

### WOMEN

Referee

Ms. Elisabeth BINDER

Technical Controller

Ms. Yukiko OKABE

Technical Specialist

Mr. Jayson PEACE

Technical Specialist

Ms. Zsofia TOKAJI-KULCSAR

Data Operator

Mr. Christopher Richard STOKES

Replay Operator

Ms. Marit SILVIUS

### PAIRS

Referee

Ms. Elisabeth BINDER

Technical Controller

Ms. Deborah NOYES

Technical Specialist

Ms. Dana GRAHAM

Technical Specialist

Ms. Natalia PONOMAREVA

Data Operator

Mr. Christopher Richard STOKES

Replay Operator

Ms. Marit SILVIUS

### ICE DANCE

Referee

Ms. Christine HURTH

Technical Controller

Mr. John MILLIER

Technical Specialist

Ms. Candice TOWLER-GREEN

Technical Specialist

Mr. Sergei BARANOV

Data Operator

Ms. Marit SILVIUS

Replay Operator

Mr. Christopher Richard STOKES



# 2024 Skate America

October 18 - 20, 2024 Allen, TX / USA



## Participating ISU Members and Entries

Member		Men	Women	Pairs	Ice Dance	Total
Austria	AUT	0	1	0	0	1
Belgium	BEL	0	1	0	0	1
Canada	CAN	1	0	0	2	5
Czechia	CZE	0	0	0	1	2
Spain	ESP	0	0	0	1	2
Finland	FIN	0	0	1	0	2
France	FRA	2	1	0	0	3
Great Britain	GBR	0	0	1	1	4
Georgia	GEO	1	0	1	1	5
Hungary	HUN	0	0	1	0	2
Israel	ISR	0	0	0	1	2
Japan	JPN	3	3	1	0	8
Republic of Korea	KOR	0	1	0	0	1
Latvia	LAT	1	1	0	0	2
Mexico	MEX	1	0	0	0	1
Switzerland	SUI	0	1	0	0	1
United States of America	USA	3	3	3	3	18
		<b>12</b>	<b>12</b>	<b>8</b>	<b>10</b>	<b>60</b>
<b>Nations</b>		7	8	6	7	17

15/10/2024 15:28:24 UTC





# 2024 Skate America

October 18 - 20, 2024 Allen, TX / USA



## ORGANIZING COMMITTEE

### U.S. FIGURE SKATING

#### Leadership

Sam Auxier, President

Troy Goldstein, U.S. Figure Skating ISU Representative

#### Events

Bob Dunlop, Sr. Director of Events

Megan Romeo, Director, Events

Terri Herron, Sr. Manager, National Camps and Special Events

Cassie Prescott, Manager, Events

Tara Card, Coordinator, Events

#### Marketing/Media

Annie White, Sr. Director of Marketing & Sales

Kristen Henneman, Sr. Manager, Communications

Abby Farrell, Coordinator, Communications

Gabrielle Alleyne, Coordinator, Partnership Marketing & Community Relations

Jack Ginsburg, Manager, Content

Sarah Tyler, Video Content Creator





# 2024 Skate America

October 18 - 20, 2024 Allen, TX / USA



## PAIRS

<b>Credit Union of Texas Event Center</b>	18 OCT 2024 19 OCT 2024	17:59 14:43	Short Program Free Skating
---	----------------------------	----------------	-------------------------------

Size of Skating Arena:	26m*61m
Ice Conditions:	very good
Number of Entries:	8
Number of Participants:	8

Entry Withdrawn:

<b>Short Program</b>		
Duration:	2:40 +/- 10 seconds	
Segment Factor:	1.00	
<b>Program Component Factors:</b>	Composition	1.33
	Presentation	1.33
	Skating Skills	1.33

<b>Free Skating</b>		
Duration:	4:00 +/- 10 seconds	
Segment Factor:	1.00	
<b>Program Component Factors:</b>	Composition	2.67
	Presentation	2.67
	Skating Skills	2.67



## RESULTS

### PAIRS

Pl.	Name	Nation	Total Score	SP	FS
1	Riku MIURA / Ryuichi KIHARA	JPN	214.23	1	1
2	Ellie KAM / Danny O'SHEA	USA	201.73	2	2
3	Alisa EFIMOVA / Misha MITROFANOV	USA	191.51	5	3
4	Anastasija METELKINA / Luka BERULAVA	GEO	191.43	3	4
5	Maria PAVLOVA / Alexei SVIATCHENKO	HUN	184.01	4	5
6	Anastasia VAIPAN-LAW / Luke DIGBY	GBR	180.13	6	6
7	Katie McBEATH / Daniil PARKMAN	USA	168.08	8	7
8	Milania VAANANEN / Filippo CLERICI	FIN	156.55	7	8

*Elisabeth Binder*

**Ms. Elisabeth BINDER, ISU**  
Referee

*Debra Noyes*

**Ms. Deborah NOYES, ISU**  
Technical Controller

**Legend:**

**SP** Short Program

**FS** Free Skating

**Pl.** Place



# 2024 Skate America

October 18 - 20, 2024 Allen, TX / USA



## PANEL OF JUDGES

### PAIRS

#### Officials

Technical Controller	Ms. Deborah NOYES	ISU
Technical Specialist	Ms. Dana GRAHAM	ISU
Technical Specialist	Ms. Natalia PONOMAREVA	ISU

#### Judges

Referee	Ms. Elisabeth BINDER	ISU
Judge No. 1	Mr. Tetsuo ABE	JPN
Judge No. 2	Ms. Patty KLEIN	CAN
Judge No. 3	Ms. Lorrie PARKER	USA
Judge No. 4	Ms. Katalin BALCZO	HUN
Judge No. 5	Mr. Albert ZAYDMAN	ISR
Judge No. 6	Ms. Sasha MARTINEZ	MEX
Judge No. 7	Mr. Antony GREVISSE	BEL
Judge No. 8	Ms. Yulia LEVSHUNOVA	GEO
Judge No. 9	Ms. Saara EHALT	FIN


#### Data/Replay Operator

Data Operator	Mr. Christopher Richard STOKES	ISU
Replay Operator	Ms. Marit SILVIUS	ISU

## RESULTS

### PAIRS SHORT PROGRAM

Pl. Name	Nation	Total Segment Score
1 Riku MIURA / Ryuichi KIHARA	JPN	77.79
2 Ellie KAM / Danny O'SHEA	USA	70.66
3 Anastasiia METELKINA / Luka BERULAVA	GEO	68.64
4 Maria PAVLOVA / Alexei SVIATCHENKO	HUN	65.11
5 Alisa EFIMOVA / Misha MITROFANOV	USA	63.05
6 Anastasia VAIPAN-LAW / Luke DIGBY	GBR	61.31
7 Milania VAANANEN / Filippo CLERICI	FIN	60.23
8 Katie McBEATH / Daniil PARKMAN	USA	56.69



**Ms. Elisabeth BINDER, ISU**  
Referee



**Ms. Deborah NOYES, ISU**  
Technical Controller

## JUDGES DETAILS PER SKATER

### PAIRS SHORT PROGRAM

Rank	Name	Nation	Starting Number	Total Segment Score	Total Element Score	Total Program Component Score (factored)		Total Deductions								
1	Riku MIURA / Ryuichi KIHARA	JPN	8	77.79	42.41	35.38		0.00								
#	Executed Elements	Info	Base Value	GOE	J1	J2	J3	J4	J5	J6	J7	J8	J9	Ref.	Scores of Panel	
1	3Tw2		5.40	1.77	4	3	3	4	2	4	2	3	4		7.17	
2	3T		4.20	0.78	2	2	1	2	1	2	2	2	3		4.98	
3	4Li4		5.10	1.75	4	4	3	4	3	4	3	3	3		6.85	
4	3LzTh		5.30	1.82	5	3	3	3	4	4	3	3	4		7.12	
5	CCoSp4		3.50	1.05	3	3	3	3	3	4	2	3	3		4.55	
6	StSq4		3.90	1.39	4	3	3	4	4	4	3	3	5		5.29	
7	BoDs4		4.80	1.65	2	4	3	3	4	4	3	3	4		6.45	
			<b>32.20</b>												<b>42.41</b>	
Program Components			Factor													
Composition			1.33	9.50	8.75	9.00	8.50	8.75	9.25	9.00	8.50	8.50				8.82
Presentation			1.33	9.25	9.00	8.75	8.75	9.00	8.75	8.75	8.75	8.75	8.75			8.82
Skating Skills			1.33	9.50	8.75	8.75	9.00	9.00	9.00	9.00	9.00	9.00	9.00			8.96
<b>Judges Total Program Component Score (factored)</b>															<b>35.38</b>	
<b>Deductions:</b>															<b>0.00</b>	

Rank	Name	Nation	Starting Number	Total Segment Score	Total Element Score	Total Program Component Score (factored)		Total Deductions								
2	Ellie KAM / Danny O'SHEA	USA	6	70.66	38.11	32.55		0.00								
#	Executed Elements	Info	Base Value	GOE	J1	J2	J3	J4	J5	J6	J7	J8	J9	Ref.	Scores of Panel	
1	3Tw4		6.00	1.37	2	2	3	3	2	3	1	1	3		7.37	
2	3S		4.30	0.86	2	2	2	2	0	3	2	2	2		5.16	
3	3LoTh		5.00	-0.86	0	-1	-2	-2	-2	-2	-2	-2	-1		4.14	
4	BoDs4		4.80	1.37	3	3	3	3	3	3	2	2	4		6.17	
5	CCoSp4		3.50	-0.05	-1	0	0	-1	1	1	0	0	-1		3.45	
6	StSq4		3.90	1.00	2	2	3	2	0	3	3	3	4		4.90	
7	4Li4		5.10	1.82	4	4	3	3	4	4	3	3	4		6.92	
			<b>32.60</b>												<b>38.11</b>	
Program Components			Factor													
Composition			1.33	8.25	8.00	8.25	8.00	8.00	9.00	8.50	8.25	8.50				8.25
Presentation			1.33	8.50	8.00	8.25	7.75	8.00	8.50	8.00	8.00	8.00				8.11
Skating Skills			1.33	8.50	7.75	8.00	7.75	7.75	8.75	8.50	8.00	8.25				8.11
<b>Judges Total Program Component Score (factored)</b>															<b>32.55</b>	
<b>Deductions:</b>															<b>0.00</b>	

## JUDGES DETAILS PER SKATER

### PAIRS SHORT PROGRAM

Rank	Name	Nation	Starting Number	Total Segment Score	Total Element Score	Total Program Component Score (factored)	Total Deductions
3	Anastasiia METELKINA / Luka BERULAVA	GEO	4	68.64	37.05	31.59	0.00

#	Executed Elements	Info	Base Value	GOE	J1	J2	J3	J4	J5	J6	J7	J8	J9	Ref.	Scores of Panel	
1	3Tw3		5.70	1.79	3	2	4	3	3	4	2	3	4		7.49	
2	3FTh		5.30	0.83	3	1	2	-1	2	3	0	0	3		6.13	
3	3Sq	q	4.30	-0.06	0	-1	0	-2	0	0	0	0	0		4.24	
4	4Li3		4.70	1.34	3	2	3	3	3	4	2	3	3		6.04	
5	StSq4		3.90	1.06	3	2	3	2	3	3	2	3	3		4.96	
6	BoDs2		4.00	0.74	3	1	2	3	0	2	1	2	2		4.74	
7	FCoSp4		3.50	-0.05	-1	0	0	3	0	-1	-1	1	0		3.45	
			<b>31.40</b>												<b>37.05</b>	
<b>Program Components</b>			<b>Factor</b>													
Composition			1.33	8.25	7.00	7.75	7.50	8.00	8.75	8.00	8.00	7.25				7.82
Presentation			1.33	8.25	7.00	8.25	7.75	8.25	8.75	7.75	8.25	7.50				8.00
Skating Skills			1.33	8.00	7.25	8.00	7.75	8.25	8.50	7.75	8.00	7.75				7.93
<b>Judges Total Program Component Score (factored)</b>																<b>31.59</b>

<b>Deductions:</b>	<b>0.00</b>
--------------------	-------------

Rank	Name	Nation	Starting Number	Total Segment Score	Total Element Score	Total Program Component Score (factored)	Total Deductions
4	Maria PAVLOVA / Alexei SVIATCHENKO	HUN	7	65.11	34.42	30.69	0.00

#	Executed Elements	Info	Base Value	GOE	J1	J2	J3	J4	J5	J6	J7	J8	J9	Ref.	Scores of Panel	
1	3Tw4		6.00	1.20	3	0	2	4	1	2	2	2	2		7.20	
2	3T		4.20	1.02	3	1	2	3	3	2	2	2	3		5.22	
3	3FTh		5.30	1.21	3	1	2	3	3	2	2	1	3		6.51	
4	4Li4		5.10	0.22	2	1	0	-1	1	-1	1	2	-1		5.32	
5	BoDsB		3.20	0.23	-1	0	1	2	0	1	1	1	1		3.43	
6	StSq4		3.90	0.72	1	1	2	2	2	2	2	2	2		4.62	
7	CCoSp3V		2.25	-0.13	-1	0	0	2	0	-1	-1	-1	-1		2.12	
			<b>29.95</b>												<b>34.42</b>	
<b>Program Components</b>			<b>Factor</b>													
Composition			1.33	7.50	7.25	7.75	7.75	8.00	7.50	8.25	7.50	7.25				7.61
Presentation			1.33	7.50	7.00	7.50	8.00	8.00	7.75	8.00	7.75	7.25				7.68
Skating Skills			1.33	7.25	7.25	7.75	8.25	8.25	8.00	8.25	7.75	7.00				7.79
<b>Judges Total Program Component Score (factored)</b>																<b>30.69</b>

<b>Deductions:</b>	<b>0.00</b>
--------------------	-------------

## JUDGES DETAILS PER SKATER

### PAIRS SHORT PROGRAM

Rank	Name	Nation	Starting Number	Total Segment Score	Total Element Score	Total Program Component Score (factored)	Total Deductions									
5	Alisa EFIMOVA / Misha MITROFANOV	USA	2	63.05	34.02	29.03	0.00									
#	Executed Elements	Info	Base Value	GOE	J1	J2	J3	J4	J5	J6	J7	J8	J9	Ref.	Scores of Panel	
1	3Tw3		5.70	1.22	-3	2	3	2	2	2	2	2	3		6.92	
2	2T		1.30	-0.11	-2	-1	-1	-1	0	-1	-1	-1	1		1.19	
3	3LoTh		5.00	1.14	2	2	3	1	2	3	2	2	3		6.14	
4	BoDs4		4.80	0.96	2	1	4	2	2	3	1	1	3		5.76	
5	4Li4		5.10	1.02	2	2	3	3	2	2	1	1	2		6.12	
6	StSq3		3.30	0.24	-1	1	1	1	0	1	0	1	1		3.54	
7	CCoSp4		3.50	0.85	2	2	3	1	3	3	2	2	3		4.35	
			<b>28.70</b>												<b>34.02</b>	
Program Components			Factor													
Composition			1.33	6.75	6.75	8.00	7.25	7.50	7.75	7.50	7.25	7.25				7.32
Presentation			1.33	7.00	7.00	8.00	7.25	7.75	7.75	7.00	7.25	7.50				7.36
Skating Skills			1.33	6.50	6.75	7.75	7.00	7.25	7.50	7.00	7.00	7.50				7.14
<b>Judges Total Program Component Score (factored)</b>																<b>29.03</b>
<b>Deductions:</b>																<b>0.00</b>

Rank	Name	Nation	Starting Number	Total Segment Score	Total Element Score	Total Program Component Score (factored)	Total Deductions									
6	Anastasia VAIPAN-LAW / Luke DIGBY	GBR	5	61.31	33.05	28.26	0.00									
#	Executed Elements	Info	Base Value	GOE	J1	J2	J3	J4	J5	J6	J7	J8	J9	Ref.	Scores of Panel	
1	3Tw2		5.40	0.54	1	0	2	1	1	1	0	1	2		5.94	
2	2A		3.30	0.47	1	1	2	0	2	2	1	1	2		3.77	
3	4Li4		5.10	0.51	1	1	1	2	0	1	-1	1	2		5.61	
4	3STh		4.40	0.82	2	2	2	2	2	2	1	1	3		5.22	
5	BoDs2		4.00	0.63	2	1	2	2	1	2	1	0	2		4.63	
6	StSq3		3.30	0.28	0	1	1	1	0	1	1	1	2		3.58	
7	CCoSp4		3.50	0.80	1	2	3	1	3	3	2	2	3		4.30	
			<b>29.00</b>												<b>33.05</b>	
Program Components			Factor													
Composition			1.33	6.75	7.00	7.25	7.00	7.25	8.25	7.00	6.75	7.25				7.07
Presentation			1.33	6.75	7.25	7.50	7.25	7.50	8.50	6.75	7.00	6.75				7.14
Skating Skills			1.33	7.00	7.00	7.25	7.00	7.00	8.25	7.00	6.75	7.00				7.04
<b>Judges Total Program Component Score (factored)</b>																<b>28.26</b>
<b>Deductions:</b>																<b>0.00</b>

## JUDGES DETAILS PER SKATER

### PAIRS SHORT PROGRAM

Rank	Name	Nation	Starting Number	Total Segment Score	Total Element Score	Total Program Component Score (factored)	Total Deductions								
7	Milania VAANANEN / Filippo CLERICI	FIN	3	60.23	33.53	26.70	0.00								
#	Executed Elements	Info	Base Value	GOE	J1	J2	J3	J4	J5	J6	J7	J8	J9	Ref.	Scores of Panel
1	3Tw4		6.00	0.60	-1	1	2	0	0	2	1	1	2		6.60
2	3T		4.20	0.42	1	1	2	1	1	1	1	0	1		4.62
3	3FTh		5.30	-0.38	-1	0	-1	-1	-1	0	-1	-1	0		4.92
4	4Li4		5.10	0.66	3	1	1	1	1	2	1	0	2		5.76
5	CCoSp3		3.00	0.00	1	0	1	0	0	-1	1	-1	-1		3.00
6	StSq4		3.90	0.33	1	0	1	1	1	1	2	0	1		4.23
7	BoDs2		4.00	0.40	0	1	2	2	0	2	1	0	1		4.40
			<b>31.50</b>												<b>33.53</b>
Program Components			Factor												
Composition			1.33	6.50	6.25	7.00	7.00	7.00	6.25	7.50	6.25	5.75			6.61
Presentation			1.33	6.50	6.00	7.25	7.00	7.00	6.75	7.25	6.25	6.00			6.68
Skating Skills			1.33	6.50	6.25	7.00	7.25	7.25	6.50	7.50	6.75	6.25			6.79
<b>Judges Total Program Component Score (factored)</b>														<b>26.70</b>	
<b>Deductions:</b>														<b>0.00</b>	


Rank	Name	Nation	Starting Number	Total Segment Score	Total Element Score	Total Program Component Score (factored)	Total Deductions								
8	Katie McBEATH / Daniil PARKMAN	USA	1	56.69	29.91	26.78	0.00								
#	Executed Elements	Info	Base Value	GOE	J1	J2	J3	J4	J5	J6	J7	J8	J9	Ref.	Scores of Panel
1	3Tw4		6.00	1.11	2	0	4	1	2	3	1	1	3		7.11
2	2T		1.30	0.00	1	1	-1	0	0	-1	-1	0	1		1.30
3	3LzTh		5.30	0.83	2	1	3	1	1	3	0	1	2		6.13
4	BoDs2		4.00	0.17	1	0	1	0	0	2	0	-1	1		4.17
5	CCoSp3		3.00	-0.13	-1	0	1	1	-1	0	-1	-1	-1		2.87
6	4Li4		5.10	0.44	0	1	2	2	0	1	-1	0	2		5.54
7	StSq2		2.60	0.19	-1	1	1	0	0	2	1	1	1		2.79
			<b>27.30</b>												<b>29.91</b>
Program Components			Factor												
Composition			1.33	6.50	6.50	7.50	6.50	7.00	7.25	6.75	6.50	6.25			6.71
Presentation			1.33	6.50	6.25	7.75	6.75	7.00	7.50	6.50	6.75	6.50			6.79
Skating Skills			1.33	6.25	6.50	7.50	6.25	6.75	7.00	6.50	6.50	7.00			6.64
<b>Judges Total Program Component Score (factored)</b>														<b>26.78</b>	
<b>Deductions:</b>														<b>0.00</b>	

<b>Legend:</b>							
#	Sequence number	GOE	Grade of Execution	Jx	Judges (x=1-9)	Ref.	Referee
q	Jump landed on the quarter						

## RESULTS

### PAIRS FREE SKATING

Pl. Name	Nation	Total Segment Score
1 Riku MIURA / Ryuichi KIHARA	JPN	136.44
2 Ellie KAM / Danny O'SHEA	USA	131.07
3 Alisa EFIMOVA / Misha MITROFANOV	USA	128.46
4 Anastasiia METELKINA / Luka BERULAVA	GEO	122.79
5 Maria PAVLOVA / Alexei SVIATCHENKO	HUN	118.90
6 Anastasia VAIPAN-LAW / Luke DIGBY	GBR	118.82
7 Katie McBEATH / Daniil PARKMAN	USA	111.39
8 Milania VAANANEN / Filippo CLERICI	FIN	96.32



**Ms. Elisabeth BINDER, ISU**  
Referee



**Ms. Deborah NOYES, ISU**  
Technical Controller

## JUDGES DETAILS PER SKATER

### PAIRS FREE SKATING

Rank	Name	Nation	Starting Number	Total Segment Score	Total Element Score	Total Program Component Score (factored)		Total Deductions								
1	Riku MIURA / Ryuichi KIHARA	JPN	8	136.44	68.57	68.87		-1.00								
#	Executed Elements	Info	Base Value	GOE	J1	J2	J3	J4	J5	J6	J7	J8	J9	Ref.	Scores of Panel	
1	3Tw3		5.70	1.79	3	4	3	3	1	4	3	3	3		7.49	
2	3Tq+1A+2A+SEQ	q	8.60	-0.84	-3	-1	-3	-3	-1	0	-2	-1	-3		7.76	
3	5ALi4		7.00	2.40	3	4	4	3	3	3	3	4	4		9.40	
4	3LoTh	F	5.00	-2.50	-5	-5	-5	-5	-5	-5	-5	-5	-5		2.50	
5	PCoSp4		4.50	1.35	3	3	3	2	3	4	3	3	3		5.85	
6	3Sq	q	4.30	-1.23	-5	-1	-3	-2	-2	-2	-5	-4	-2		3.07	
7	5RLi4		7.00	2.30	3	4	2	2	4	4	3	3	4		9.30	
8	3LzTh		5.30	1.51	3	3	4	3	3	3	2	2	3		6.81	
9	BiDs4		4.00	0.97	2	3	2	3	3	4	1	2	2		4.97	
10	4Li4		5.10	1.75	4	3	4	4	3	4	2	3	3		6.85	
11	ChSq1		3.00	1.57	2	3	3	4	3	4	3	3	3		4.57	
			<b>59.50</b>												<b>68.57</b>	
Program Components				Factor												
Composition				2.67	8.75	9.00	8.75	8.50	8.50	8.75	8.50	8.50	8.50	8.50	8.50	8.61
Presentation				2.67	8.50	9.00	8.50	8.50	8.50	8.25	8.75	7.75	8.75	8.25	8.50	
Skating Skills				2.67	8.75	8.75	8.75	8.75	8.50	8.75	8.50	8.75	8.50	8.75	8.50	8.68
<b>Judges Total Program Component Score (factored)</b>															<b>68.87</b>	
<b>Deductions:</b>		Falls	-1.00 (1)											<b>-1.00</b>		

Rank	Name	Nation	Starting Number	Total Segment Score	Total Element Score	Total Program Component Score (factored)		Total Deductions							
2	Ellie KAM / Danny O'SHEA	USA	7	131.07	64.70	66.37		0.00							
#	Executed Elements	Info	Base Value	GOE	J1	J2	J3	J4	J5	J6	J7	J8	J9	Ref.	Scores of Panel
1	3Tw4		6.00	1.54	2	4	3	2	2	2	3	3	3		7.54
2	3T		4.20	0.48	2	2	1	0	0	1	2	2	0		4.68
3	3LzTh		5.30	-1.89	-3	-4	-3	-3	-3	-4	-5	-4	-4		3.41
4	ChSq1		3.00	1.71	2	3	3	4	4	4	4	2	4		4.71
5	3S<+2Aq+SEQ	<q	6.74	-1.48	-3	-5	-4	-5	-4	-2	-4	-5	-5		5.26
6	3LoTh		5.00	-0.29	0	2	-1	-2	-1	0	-1	0	-1		4.71
7	PCoSp4		4.50	1.09	2	3	3	1	3	2	2	2	3		5.59
8	5RLi4		7.00	2.10	4	3	2	2	3	3	3	3	4		9.10
9	BiDs3		3.70	1.16	3	4	3	2	4	3	3	3	3		4.86
10	4Li4		5.10	1.82	4	5	4	3	4	4	3	3	3		6.92
11	5ALi3		6.60	1.32	3	3	1	4	1	2	2	2	1		7.92
			<b>57.14</b>												<b>64.70</b>
Program Components				Factor											
Composition				2.67	8.25	8.50	8.25	8.00	8.25	8.75	8.50	8.25	8.25	8.25	8.32
Presentation				2.67	8.50	8.50	8.00	8.25	8.00	8.75	8.00	8.00	8.00	8.00	8.18
Skating Skills				2.67	8.50	8.50	8.00	8.00	8.25	8.50	8.50	8.50	8.50	8.25	8.36
<b>Judges Total Program Component Score (factored)</b>															<b>66.37</b>
<b>Deductions:</b>															<b>0.00</b>

## JUDGES DETAILS PER SKATER

### PAIRS FREE SKATING

Rank	Name	Nation	Starting Number	Total Segment Score	Total Element Score	Total Program Component Score (factored)	Total Deductions
3	Alisa EFIMOVA / Misha MITROFANOV	USA	4	128.46	67.50	60.96	0.00

#	Executed Elements	Info	Base Value	GOE	J1	J2	J3	J4	J5	J6	J7	J8	J9	Ref.	Scores of Panel	
1	3Tw3		5.70	1.47	1	3	3	3	3	3	2	2	2		7.17	
2	3S+2A+SEQ		7.60	0.37	0	2	1	0	1	1	1	2	0		7.97	
3	2T		1.30	-0.07	1	-1	-1	-1	0	0	-1	-1	0		1.23	
4	3LoTh		5.00	1.43	4	3	3	3	3	3	2	2	3		6.43	
5	ChSq1		3.00	1.00	2	2	2	1	2	2	2	2	2		4.00	
6	5ALi4		7.00	1.60	3	3	2	2	3	3	1	2	1		8.60	
7	FoDs4		5.10	1.46	3	3	3	3	4	3	2	2	3		6.56	
8	3STh		4.40	1.07	3	2	2	2	3	3	1	2	3		5.47	
9	5RLi4		7.00	1.00	1	2	1	2	2	3	1	1	1		8.00	
10	4Li4		5.10	1.38	3	3	3	3	3	3	2	2	2		6.48	
11	PCoSp4		4.50	1.09	2	3	2	2	3	3	2	2	3		5.59	
			<b>55.70</b>												<b>67.50</b>	
<b>Program Components</b>			<b>Factor</b>													
Composition			2.67	7.75	8.00	7.25	7.25	8.00	8.50	7.50	7.50	7.25				7.61
Presentation			2.67	8.00	8.00	7.25	7.50	8.00	8.75	7.00	7.25	7.25				7.61
Skating Skills			2.67	7.75	7.75	7.00	7.50	7.75	8.25	7.50	7.50	7.50				7.61
<b>Judges Total Program Component Score (factored)</b>															<b>60.96</b>	

Deductions:

0.00

Rank	Name	Nation	Starting Number	Total Segment Score	Total Element Score	Total Program Component Score (factored)	Total Deductions
4	Anastasiia METELKINA / Luka BERULAVA	GEO	6	122.79	62.44	60.35	0.00

#	Executed Elements	Info	Base Value	GOE	J1	J2	J3	J4	J5	J6	J7	J8	J9	Ref.	Scores of Panel	
1	3Tw4		6.00	1.97	3	3	4	3	4	4	2	3	3		7.97	
2	3S+2A<+SEQ	<	6.94	-2.09	-5	-5	-5	-5	-3	-5	-5	-4	-5		4.85	
3	3T		4.20	-1.02	-3	-2	-2	-2	-3	-3	-2	-2	-3		3.18	
4	3FTh		5.30	1.36	2	3	2	2	3	3	1	3	3		6.66	
5	5ALi4		7.00	1.70	3	2	2	3	3	2	2	2	3		8.70	
6	3LoTh		5.00	1.64	4	2	3	3	4	3	3	3	4		6.64	
7	FIDs		0.00	0.00	-	-	-	-	-	-	-	-	-		0.00	
8	PCoSp4		4.50	0.96	2	2	3	2	3	2	2	2	2		5.46	
9	5RLi4		7.00	1.50	2	2	2	2	3	3	1	1	3		8.50	
10	4Li4		5.10	1.38	3	2	3	2	3	3	2	3	3		6.48	
11	ChSq1		3.00	1.00	2	2	2	2	3	2	2	2	2		4.00	
			<b>54.04</b>												<b>62.44</b>	
<b>Program Components</b>			<b>Factor</b>													
Composition			2.67	8.00	7.50	7.50	7.75	8.00	7.75	7.50	8.00	7.25				7.71
Presentation			2.67	7.75	7.50	7.00	7.50	7.50	7.00	6.75	7.25	6.75				7.21
Skating Skills			2.67	7.75	7.50	7.75	7.75	8.00	7.75	7.25	7.50	7.75				7.68
<b>Judges Total Program Component Score (factored)</b>															<b>60.35</b>	

Deductions:

0.00

## JUDGES DETAILS PER SKATER

### PAIRS FREE SKATING

Rank	Name	Nation	Starting Number	Total Segment Score	Total Element Score	Total Program Component Score (factored)				Total Deductions						
5	Maria PAVLOVA / Alexei SVIATCHENKO	HUN	5	118.90	61.16	58.74				-1.00						
#	Executed Elements	Info	Base Value	GOE	J1	J2	J3	J4	J5	J6	J7	J8	J9	Ref.	Scores of Panel	
1	3Tw4		6.00	1.29	1	1	2	3	3	2	3	2	2		7.29	
2	3T+2A<+SEQ	F <	6.84	-2.10	-5	-5	-5	-5	-5	-5	-5	-5	-5		4.74	
3	3FTh		5.30	0.91	1	1	2	2	2	2	2	1	2		6.21	
4	3S		4.30	0.74	2	1	2	2	2	2	2	1	1		5.04	
5	5ALi4		7.00	1.40	2	2	2	2	3	2	2	2	1		8.40	
6	FoDs2		4.30	0.06	1	-1	0	2	0	-2	1	0	0		4.36	
7	3LoTh		5.00	0.36	1	1	0	2	0	1	0	0	2		5.36	
8	5RLi4		7.00	1.00	1	1	1	2	3	2	2	1	1		8.00	
9	4Li4		5.10	0.66	1	1	1	1	2	2	1	2	1		5.76	
10	ChSq1		3.00	-0.43	-2	-1	0	1	0	0	-2	-1	-3		2.57	
11	PCoSp3V		3.00	0.43	1	0	2	2	2	1	1	1	2		3.43	
			<b>56.84</b>												<b>61.16</b>	
Program Components				Factor												
Composition				2.67	7.00	6.75	7.50	7.25	7.75	7.25	7.75	7.50	7.25	7.36		
Presentation				2.67	6.50	7.00	7.25	7.25	7.50	7.00	7.50	7.50	7.50	6.75		
Skating Skills				2.67	6.75	7.00	7.50	7.50	7.75	7.50	8.25	8.00	7.00	7.46		
<b>Judges Total Program Component Score (factored)</b>															<b>58.74</b>	
<b>Deductions:</b>		Falls			-1.00	(1)									<b>-1.00</b>	

Rank	Name	Nation	Starting Number	Total Segment Score	Total Element Score	Total Program Component Score (factored)				Total Deductions						
6	Anastasia VAIPAN-LAW / Luke DIGBY	GBR	3	118.82	61.05	57.77				0.00						
#	Executed Elements	Info	Base Value	GOE	J1	J2	J3	J4	J5	J6	J7	J8	J9	Ref.	Scores of Panel	
1	3Tw2		5.40	1.00	2	2	1	3	2	2	0	2	2		6.40	
2	2T		1.30	0.06	1	1	1	0	2	0	0	0	0		1.36	
3	2A+2A+SEQ		6.60	-0.19	-1	0	0	0	0	-1	-2	-1	-1		6.41	
4	3LoTh		5.00	1.14	3	2	2	2	3	2	2	1	3		6.14	
5	5ALi3		6.60	1.32	3	2	1	2	2	3	2	2	1		7.92	
6	PCoSp4		4.50	0.64	1	1	1	1	2	2	1	2	2		5.14	
7	FIDs4		3.80	0.76	2	2	2	2	2	2	2	1	2		4.56	
8	ChSq1		3.00	0.79	1	2	2	2	1	2	0	2	1		3.79	
9	3STh		4.40	1.13	4	3	3	3	2	2	2	2	3		5.53	
10	5RLi4		7.00	0.90	3	1	0	2	1	2	1	1	1		7.90	
11	4Li4		5.10	0.80	2	2	1	1	1	2	1	2	2		5.90	
			<b>52.70</b>												<b>61.05</b>	
Program Components				Factor												
Composition				2.67	8.00	7.00	7.00	7.00	7.50	7.25	7.00	7.00	7.25	7.14		
Presentation				2.67	8.00	7.00	6.75	7.25	8.00	7.50	6.75	7.25	7.50	7.32		
Skating Skills				2.67	8.25	6.75	6.75	7.25	7.50	7.50	6.75	7.00	7.50	7.18		
<b>Judges Total Program Component Score (factored)</b>															<b>57.77</b>	
<b>Deductions:</b>															<b>0.00</b>	

## JUDGES DETAILS PER SKATER

### PAIRS FREE SKATING

Rank	Name	Nation	Starting Number	Total Segment Score	Total Element Score	Total Program Component Score (factored)	Total Deductions								
7	Katie McBEATH / Daniil PARKMAN	USA	1	111.39	59.88	53.51	-2.00								
#	Executed Elements	Info	Base Value	GOE	J1	J2	J3	J4	J5	J6	J7	J8	J9	Ref.	Scores of Panel
1	3Tw4		6.00	1.46	2	2	3	1	3	3	2	2	3		7.46
2	3T+2A+SEQ		7.50	-1.14	-4	-1	-2	-3	-3	-2	-2	-3	-4		6.36
3	3F<	Fx <	4.24	-2.12	-5	-5	-5	-5	-5	-5	-5	-5	-5		2.12
4	3LoTh		5.00	0.79	1	2	2	2	1	2	1	1	3		5.79
5	5ALi4		7.00	1.40	2	2	2	2	2	2	2	1	2		8.40
6	FiDs4		3.80	0.54	2	2	2	0	1	2	1	1	1		4.34
7	PCoSp4V		3.38	0.19	2	1	0	0	-1	1	2	0	0		3.57
8	3LzTh		5.30	0.53	1	1	0	1	1	1	1	1	1		5.83
9	3Li4		5.10	0.22	1	1	1	1	0	2	-1	-1	0		5.32
10	5RLi3		6.60	0.66	1	1	1	1	0	2	1	1	1		7.26
11	ChSq1		3.00	0.43	0	1	1	0	1	1	1	1	1		3.43
			<b>56.92</b>												<b>59.88</b>
Program Components			Factor												
Composition			2.67	6.50	6.75	6.50	6.00	7.50	7.50	6.25	6.25	6.50			6.61
Presentation			2.67	6.50	6.75	6.25	6.25	7.25	7.00	6.00	6.75	6.75			6.61
Skating Skills			2.67	6.75	7.00	6.50	6.50	7.50	7.25	6.50	6.50	7.25			6.82
<b>Judges Total Program Component Score (factored)</b>														<b>53.51</b>	
<b>Deductions:</b>			Falls	-2.00 (2)											<b>-2.00</b>

Rank	Name	Nation	Starting Number	Total Segment Score	Total Element Score	Total Program Component Score (factored)	Total Deductions								
8	Milania VAANANEN / Filippo CLERICI	FIN	2	96.32	49.60	48.72	-2.00								
#	Executed Elements	Info	Base Value	GOE	J1	J2	J3	J4	J5	J6	J7	J8	J9	Ref.	Scores of Panel
1	3Tw4		6.00	1.03	2	1	2	2	2	2	0	1	2		7.03
2	3T+1A+2Aq+SEQ		8.60	-1.14	-4	-3	-2	0	-2	-2	-3	-3	-4		7.46
3	2S	F	1.30	-0.65	-5	-5	-5	-5	-5	-5	-5	-5	-5		0.65
4	3FTh		5.30	-0.83	-1	-1	-2	-1	-2	-2	-2	-2	-1		4.47
5	5RLi4		7.00	0.50	1	1	0	2	1	-1	1	0	1		7.50
6	FoDs2		4.30	0.49	1	1	1	1	2	1	1	0	2		4.79
7	ChSq1		3.00	0.14	0	-1	0	0	1	0	2	1	0		3.14
8	3LoTh	F	5.00	-2.50	-5	-5	-5	-5	-5	-5	-5	-5	-5		2.50
9	5ALi4		7.00	0.50	2	0	0	0	1	1	1	1	1		7.50
10	4Li		0.00	0.00	-	-	-	-	-	-	-	-	-		0.00
11	PCoSp4		4.50	0.06	-1	0	1	2	2	0	0	-1	-1		4.56
			<b>52.00</b>												<b>49.60</b>
Program Components			Factor												
Composition			2.67	6.25	5.75	6.50	5.75	7.00	6.25	6.50	6.00	5.50			6.14
Presentation			2.67	6.00	5.75	6.00	5.75	6.50	6.00	5.50	5.25	5.50			5.79
Skating Skills			2.67	6.25	6.25	6.25	6.00	7.00	6.50	6.50	6.00	6.50			6.32
<b>Judges Total Program Component Score (factored)</b>														<b>48.72</b>	
<b>Deductions:</b>			Falls	-2.00 (2)											<b>-2.00</b>

Legend:							
#	Sequence number	GOE	Grade of Execution	Jx	Judges (x=1-9)	Ref.	Referee
<	Under-rotated jump	F	Fall	Fx	Fall > 1	q	Jump landed on the quarter



# 2024 Skate America

October 18 - 20, 2024 Allen, TX / USA



## WOMEN

<b>Credit Union of Texas Event Center</b>	18 OCT 2024 19 OCT 2024	19:25 19:06	Short Program Free Skating
---	----------------------------	----------------	-------------------------------

Size of Skating Arena:	26m*61m
Ice Conditions:	very good
Number of Entries:	12
Number of Participants:	12

Entry Withdrawn:
------------------

<b>Short Program</b>		
Duration:	2:40 +/- 10 seconds	
Segment Factor:	1.00	
<b>Program Component Factors:</b>	Composition	1.33
	Presentation	1.33
	Skating Skills	1.33

<b>Free Skating</b>		
Duration:	4:00 +/- 10 seconds	
Segment Factor:	1.00	
<b>Program Component Factors:</b>	Composition	2.67
	Presentation	2.67
	Skating Skills	2.67



## RESULTS

### WOMEN

Pl.	Name	Nation	Total Score	SP	FS
1	Wakaba HIGUCHI	JPN	196.93	4	1
2	Rinka WATANABE	JPN	195.22	3	3
3	Isabeau LEVITO	USA	194.83	1	5
4	Nina PINZARRONE	BEL	193.61	5	2
5	Bradie TENNELL	USA	192.04	2	6
6	Elyce LIN-GRACEY	USA	183.94	7	7
7	Yuna AOKI	JPN	183.03	10	4
8	Livia KAISER	SUI	177.67	8	8
9	Olga MIKUTINA	AUT	166.77	9	9
10	Minchae KIM	KOR	165.57	6	11
11	Lea SERNA	FRA	151.87	12	10
12	Sofja STEPCHENKO	LAT	137.92	11	12

*Elisabeth Binder*

**Ms. Elisabeth BINDER, ISU**  
Referee

岡部 由起子

**Ms. Yukiko OKABE, ISU**  
Technical Controller

**Legend:**

**SP** Short Program      **FS** Free Skating      **Pl.** Place



# 2024 Skate America

October 18 - 20, 2024 Allen, TX / USA



## PANEL OF JUDGES

### WOMEN

#### Officials

Technical Controller	Ms. Yukiko OKABE	ISU
Technical Specialist	Mr. Jayson PEACE	ISU
Technical Specialist	Ms. Zsofia TOKAJI-KULCSAR	ISU

#### Judges

Referee	Ms. Elisabeth BINDER	ISU
Judge No. 1	Mr. Tetsuo ABE	JPN
Judge No. 2	Ms. Chihee RHEE	KOR
Judge No. 3	Ms. Kathaleen CUTONE	USA
Judge No. 4	Mr. Antony GREVISSE	BEL
Judge No. 5	Ms. Claudia STAHNKE	GER
Judge No. 6	Ms. Agita ABELE	LAT
Judge No. 7	Ms. Anita BERNASCONI	SUI
Judge No. 8	Ms. Saara EHALT	FIN
Judge No. 9	Ms. Veronique VERRUE	FRA


#### Data/Replay Operator

Data Operator	Mr. Christopher Richard STOKES	ISU
Replay Operator	Ms. Marit SILVIUS	ISU

## RESULTS

### WOMEN SHORT PROGRAM

Pl.	Name	Nation	Total Segment Score
1	Isabeau LEVITO	USA	68.43
2	Bradie TENNELL	USA	66.99
3	Rinka WATANABE	JPN	66.54
4	Wakaba HIGUCHI	JPN	66.12
5	Nina PINZARRONE	BEL	62.85
6	Minchae KIM	KOR	60.66
7	Elyce LIN-GRACEY	USA	60.22
8	Livia KAISER	SUI	58.72
9	Olga MIKUTINA	AUT	56.81
10	Yuna AOKI	JPN	56.51
11	Sofja STEPCHENKO	LAT	44.56
12	Lea SERNA	FRA	42.85



**Ms. Elisabeth BINDER, ISU**  
Referee



**Ms. Yukiko OKABE, ISU**  
Technical Controller

## JUDGES DETAILS PER SKATER

### WOMEN SHORT PROGRAM

Rank	Name	Nation	Starting Number	Total Segment Score	Total Element Score	Total Program Component Score (factored)							Total Deductions			
1	Isabeau LEVITO	USA	12	68.43	34.42	34.01							0.00			
#	Executed Elements	Info	Base Value	GOE	J1	J2	J3	J4	J5	J6	J7	J8	J9	Ref.	Scores of Panel	
1	3Lz! <sup>+</sup> 3T<	<	9.26	-1.43	-1	-2	-2	-4	-1	-4	-3	-3	-2		7.83	
2	2A		3.30	0.99	3	3	3	3	3	2	3	3	4		4.29	
3	FCSp4		3.20	1.19	5	4	3	3	4	3	4	4	4		4.39	
4	3F	x	5.83	1.36	3	3	2	2	3	1	3	2	3		7.19	
5	StSq2		2.60	0.97	4	3	4	3	4	4	4	4	3		3.57	
6	LSp3		2.40	0.72	3	3	3	3	3	3	2	4	3		3.12	
7	CCoSp3		3.00	1.03	4	4	3	3	3	3	2	4	4		4.03	
			<b>29.59</b>												<b>34.42</b>	
Program Components			Factor													
Composition			1.33	8.75	8.50	8.75	9.00	8.75	8.25	8.00	8.25	8.75			8.57	
Presentation			1.33	8.50	8.50	8.50	9.00	8.50	8.50	8.50	8.50	8.75	9.00			8.61
Skating Skills			1.33	8.25	8.50	8.25	9.00	8.25	8.25	8.25	8.25	8.50	8.75			8.39
<b>Judges Total Program Component Score (factored)</b>														<b>34.01</b>		
<b>Deductions:</b>												<b>0.00</b>				

Rank	Name	Nation	Starting Number	Total Segment Score	Total Element Score	Total Program Component Score (factored)							Total Deductions		
2	Bradie TENNELL	USA	4	66.99	34.21	32.78							0.00		
#	Executed Elements	Info	Base Value	GOE	J1	J2	J3	J4	J5	J6	J7	J8	J9	Ref.	Scores of Panel
1	3Lz+3T<	<	9.26	-1.10	-2	-2	-2	-3	0	-2	-2	-2	-1		8.16
2	2A		3.30	0.80	3	3	2	2	3	1	2	2	3		4.10
3	LSp3		2.40	0.69	4	2	2	3	2	3	3	4	3		3.09
4	3Lo	x	5.39	1.40	3	2	3	3	4	2	3	3	3		6.79
5	FSSp4		3.00	0.86	3	3	2	3	3	2	3	3	4		3.86
6	StSq2		2.60	0.71	3	3	2	3	3	2	2	3	4		3.31
7	CCoSp4		3.50	1.40	4	4	3	4	4	4	4	4	4		4.90
			<b>29.45</b>												<b>34.21</b>
Program Components			Factor												
Composition			1.33	8.50	8.00	8.00	8.75	8.50	8.25	7.75	7.75	8.50			8.21
Presentation			1.33	8.25	8.25	8.25	8.50	8.00	8.50	7.50	8.25	8.50			8.29
Skating Skills			1.33	8.00	8.25	8.25	8.75	8.25	8.00	7.50	8.00	8.25			8.14
<b>Judges Total Program Component Score (factored)</b>														<b>32.78</b>	
<b>Deductions:</b>												<b>0.00</b>			

## JUDGES DETAILS PER SKATER

### WOMEN SHORT PROGRAM

Rank	Name	Nation	Starting Number	Total Segment Score	Total Element Score	Total Program Component Score (factored)		Total Deductions								
3	Rinka WATANABE	JPN	11	66.54	35.05	31.49		0.00								
#	Executed Elements	Info	Base Value	GOE	J1	J2	J3	J4	J5	J6	J7	J8	J9	Ref.	Scores of Panel	
1	2A		3.30	0.90	3	3	2	3	2	2	4	3	3		4.20	
2	3Lz		5.90	0.25	0	1	0	0	1	0	0	1	1		6.15	
3	CSp3		2.30	0.36	1	1	3	2	2	1	1	2	2		2.66	
4	3Lo+3T		10.01	x 0.91	1	2	1	3	3	1	2	2	2		10.92	
5	FSSp4		3.00	0.69	2	3	2	2	2	1	3	3	2		3.69	
6	StSq2		2.60	0.63	2	3	2	3	2	2	3	3	2		3.23	
7	CCoSp4		3.50	0.70	2	2	1	2	3	2	2	2	2		4.20	
			<b>30.61</b>												<b>35.05</b>	
Program Components			Factor													
Composition			1.33	7.75	7.75	7.75	9.00	8.25	7.75	7.50	7.50	8.00				7.82
Presentation			1.33	7.50	8.00	7.75	8.75	7.50	7.75	7.75	7.25	7.50				7.68
Skating Skills			1.33	8.00	8.25	8.25	8.75	8.25	8.00	8.25	8.25	8.00				8.18
<b>Judges Total Program Component Score (factored)</b>																<b>31.49</b>
<b>Deductions:</b>																<b>0.00</b>

Rank	Name	Nation	Starting Number	Total Segment Score	Total Element Score	Total Program Component Score (factored)		Total Deductions								
4	Wakaba HIGUCHI	JPN	1	66.12	34.39	31.73		0.00								
#	Executed Elements	Info	Base Value	GOE	J1	J2	J3	J4	J5	J6	J7	J8	J9	Ref.	Scores of Panel	
1	2A		3.30	0.99	4	3	3	2	3	2	4	3	3		4.29	
2	3Lz+3T<	<	9.26	-0.59	1	0	-2	-1	0	-2	-1	-2	-1		8.67	
3	FCSp4		3.20	0.73	3	2	2	2	2	1	2	3	3		3.93	
4	3F!	!	5.83	x 0.08	1	0	-1	0	0	0	0	1	0		5.91	
5	CCoSp4		3.50	0.80	2	3	0	2	2	2	3	2	3		4.30	
6	StSq3		3.30	0.99	4	3	3	3	3	3	3	3	2		4.29	
7	SSp4		2.50	0.50	3	3	0	2	2	0	1	3	3		3.00	
			<b>30.89</b>												<b>34.39</b>	
Program Components			Factor													
Composition			1.33	8.50	7.75	7.75	7.75	8.25	7.25	7.50	7.75	8.25				7.86
Presentation			1.33	8.25	8.00	8.00	7.75	7.75	7.50	7.75	7.50	8.00				7.82
Skating Skills			1.33	8.50	8.25	8.25	8.25	8.50	7.50	7.75	8.25	8.00				8.18
<b>Judges Total Program Component Score (factored)</b>																<b>31.73</b>
<b>Deductions:</b>																<b>0.00</b>

## JUDGES DETAILS PER SKATER

### WOMEN SHORT PROGRAM

Rank	Name	Nation	Starting Number	Total Segment Score	Total Element Score	Total Program Component Score (factored)						Total Deductions			
5	Nina PINZARRONE	BEL	10	62.85	32.03	30.82						0.00			
#	Executed Elements	Info	Base Value	GOE	J1	J2	J3	J4	J5	J6	J7	J8	J9	Ref.	Scores of Panel
1	3Lz+3T<	<	9.26	-0.93	-2	-3	-2	0	-1	-2	-1	-2	-1		8.33
2	2A		3.30	0.19	1	0	0	1	1	0	0	1	1		3.49
3	FCSp3		2.80	-0.16	-2	-2	0	0	0	-1	-1	0	1		2.64
4	3Lo	x	5.39	0.91	1	2	1	2	2	2	2	3	2		6.30
5	StSq4		3.90	0.84	2	2	2	2	2	2	3	3	2		4.74
6	CCoSp3V		2.25	0.58	2	2	2	4	4	2	0	4	2		2.83
7	LSp4		2.70	1.00	4	3	3	4	4	4	4	5	3		3.70
			<b>29.60</b>												<b>32.03</b>
Program Components			Factor												
Composition			1.33	7.50	8.00	8.00	8.75	8.00	8.00	7.50	8.25	7.50			7.89
Presentation			1.33	7.25	8.00	8.00	8.50	7.50	7.75	7.00	7.75	7.50			7.68
Skating Skills			1.33	7.00	7.75	7.75	8.50	7.75	7.75	7.50	7.50	7.25			7.61
<b>Judges Total Program Component Score (factored)</b>														<b>30.82</b>	
<b>Deductions:</b>													<b>0.00</b>		

Rank	Name	Nation	Starting Number	Total Segment Score	Total Element Score	Total Program Component Score (factored)						Total Deductions			
6	Minchae KIM	KOR	2	60.66	31.68	28.98						0.00			
#	Executed Elements	Info	Base Value	GOE	J1	J2	J3	J4	J5	J6	J7	J8	J9	Ref.	Scores of Panel
1	3T+3T		8.40	0.90	2	3	2	2	2	2	2	3	1		9.30
2	3Lz!	!	5.90	0.00	1	1	0	0	-1	-1	0	1	-1		5.90
3	FSSp4		3.00	0.47	2	2	1	1	1	1	2	3	2		3.47
4	2A	x	3.63	0.66	2	3	2	1	1	2	3	2	2		4.29
5	CCoSp2		2.50	0.32	2	3	1	2	0	1	1	1	1		2.82
6	StSq2		2.60	0.45	2	3	2	2	1	2	1	1	2		3.05
7	LSp3		2.40	0.45	2	3	2	3	1	1	1	2	2		2.85
			<b>28.43</b>												<b>31.68</b>
Program Components			Factor												
Composition			1.33	7.25	7.75	7.25	7.75	6.75	7.00	7.00	6.75	7.25			7.18
Presentation			1.33	7.00	7.75	7.50	7.75	6.50	7.25	7.00	6.50	7.25			7.18
Skating Skills			1.33	7.00	7.75	7.50	7.75	6.75	7.50	7.50	7.25	7.50			7.43
<b>Judges Total Program Component Score (factored)</b>														<b>28.98</b>	
<b>Deductions:</b>													<b>0.00</b>		



# 2024 Skate America

October 18 - 20, 2024 Allen, TX / USA



## JUDGES DETAILS PER SKATER

### WOMEN SHORT PROGRAM

Rank	Name	Nation	Starting Number	Total Segment Score	Total Element Score	Total Program Component Score (factored)		Total Deductions								
7	Elyce LIN-GRACEY	USA	9	60.22	30.82	30.40		-1.00								
#	Executed Elements	Info	Base Value	GOE	J1	J2	J3	J4	J5	J6	J7	J8	J9	Ref.	Scores of Panel	
1	3Lz+3T		10.10	-2.44	-5	-3	-4	-5	-4	-4	-3	-5	-4		7.66	
2	2A	F	3.30	-1.65	-5	-5	-5	-5	-5	-5	-5	-5	-5		1.65	
3	FCSp4		3.20	0.59	0	1	1	2	2	1	3	3	3		3.79	
4	3F		5.83	x 1.06	2	1	2	2	2	2	3	2	2		6.89	
5	StSq3		3.30	0.80	3	3	2	2	2	3	2	2	3		4.10	
6	CCoSp2		2.50	0.64	3	0	2	3	3	1	3	3	3		3.14	
7	LSp4		2.70	0.89	4	4	2	3	4	2	1	4	4		3.59	
			<b>30.93</b>												<b>30.82</b>	
Program Components			Factor													
Composition			1.33	7.75	7.50	8.00	8.25	7.50	7.75	7.75	7.50	7.50	7.50	7.50		7.68
Presentation			1.33	8.00	7.75	7.50	7.50	7.00	7.50	7.25	7.25	7.25	7.75		7.50	
Skating Skills			1.33	7.75	7.50	7.75	8.00	7.25	8.00	7.50	7.75	7.50		7.68		
<b>Judges Total Program Component Score (factored)</b>																<b>30.40</b>
<b>Deductions:</b>			Falls -1.00 (1)													<b>-1.00</b>

Rank	Name	Nation	Starting Number	Total Segment Score	Total Element Score	Total Program Component Score (factored)		Total Deductions								
8	Livia KAISER	SUI	7	58.72	30.92	27.80		0.00								
#	Executed Elements	Info	Base Value	GOE	J1	J2	J3	J4	J5	J6	J7	J8	J9	Ref.	Scores of Panel	
1	3Lz+2T		7.20	0.51	0	0	1	2	2	-1	0	2	1		7.71	
2	2A		3.30	0.52	2	0	1	2	1	1	2	2	2		3.82	
3	FSSp3		2.60	0.37	1	1	1	2	1	0	3	3	1		2.97	
4	3F		5.83	x 0.98	2	2	2	2	2	1	3	2	1		6.81	
5	StSq2		2.60	0.33	1	2	1	2	0	1	1	2	1		2.93	
6	CCoSp4		3.50	0.25	1	1	0	1	-1	0	1	2	1		3.75	
7	LSp4		2.70	0.23	0	1	0	1	1	1	1	2	1		2.93	
			<b>27.73</b>												<b>30.92</b>	
Program Components			Factor													
Composition			1.33	6.75	7.25	7.00	8.00	6.75	7.00	7.50	7.50	6.75		7.11		
Presentation			1.33	6.50	7.75	6.75	7.75	6.25	6.75	7.00	7.25	6.50		6.93		
Skating Skills			1.33	6.75	7.25	7.00	7.75	6.25	6.75	7.00	6.75	6.50		6.86		
<b>Judges Total Program Component Score (factored)</b>																<b>27.80</b>
<b>Deductions:</b>																<b>0.00</b>



## JUDGES DETAILS PER SKATER

### WOMEN SHORT PROGRAM

Rank	Name	Nation	Starting Number	Total Segment Score	Total Element Score	Total Program Component Score (factored)		Total Deductions							
9	Olga MIKUTINA	AUT	6	56.81	27.16	29.65		0.00							
#	Executed Elements	Info	Base Value	GOE	J1	J2	J3	J4	J5	J6	J7	J8	J9	Ref.	Scores of Panel
1	3Lzq+3T<	q <	9.26	-2.11	-4	-4	-4	-4	-3	-4	-3	-3	-2		7.15
2	2A		3.30	0.61	2	2	2	1	2	1	2	2	2		3.91
3	FCSp4		3.20	0.82	4	2	2	2	3	2	3	3	3		4.02
4	2F*	*	0.00	x 0.00	-	-	-	-	-	-	-	-	-		0.00
5	LSp4		2.70	0.54	2	2	2	2	2	2	2	3	2		3.24
6	StSq3		3.30	0.94	4	2	3	2	3	3	3	3	3		4.24
7	CCoSp4		3.50	1.10	3	3	3	3	3	3	4	4	3		4.60
			<b>25.26</b>												<b>27.16</b>
Program Components			Factor												
Composition			1.33	7.50	7.75	7.75	7.25	7.75	7.25	8.00	7.50	7.25			7.54
Presentation			1.33	7.75	7.50	7.50	7.25	7.50	7.25	7.50	7.25	7.50			7.43
Skating Skills			1.33	7.25	7.50	7.75	7.50	7.50	7.00	7.50	7.00	7.00			7.32
<b>Judges Total Program Component Score (factored)</b>															<b>29.65</b>
<b>Deductions:</b>															<b>0.00</b>

Rank	Name	Nation	Starting Number	Total Segment Score	Total Element Score	Total Program Component Score (factored)		Total Deductions							
10	Yuna AOKI	JPN	3	56.51	27.10	30.41		-1.00							
#	Executed Elements	Info	Base Value	GOE	J1	J2	J3	J4	J5	J6	J7	J8	J9	Ref.	Scores of Panel
1	3Lzq	q	5.90	-2.11	-5	-4	-4	-5	-3	-3	-3	-3	-3		3.79
2	2A		3.30	0.90	2	3	3	2	3	2	3	3	3		4.20
3	FCSp4		3.20	0.82	3	3	2	2	2	2	3	3	3		4.02
4	3F<+3Lo<<	F < <<	6.53	x -2.12	-5	-5	-5	-5	-5	-5	-5	-5	-5		4.41
5	CCoSp4		3.50	0.25	2	1	-1	1	0	0	0	1	2		3.75
6	StSq2		2.60	0.78	3	3	2	3	3	3	3	3	3		3.38
7	LSp4		2.70	0.85	3	4	3	3	2	3	3	3	4		3.55
			<b>27.73</b>												<b>27.10</b>
Program Components			Factor												
Composition			1.33	7.25	8.00	7.75	7.75	7.75	7.50	8.00	8.00	8.00			7.82
Presentation			1.33	7.50	7.75	7.75	7.00	7.00	7.25	8.25	7.50	8.00			7.54
Skating Skills			1.33	7.00	7.50	7.25	7.50	7.25	7.50	8.25	7.75	7.75			7.50
<b>Judges Total Program Component Score (factored)</b>															<b>30.41</b>
<b>Deductions:</b>			Falls	-1.00	(1)										<b>-1.00</b>

## JUDGES DETAILS PER SKATER

### WOMEN SHORT PROGRAM

Rank	Name	Nation	Starting Number	Total Segment Score	Total Element Score	Total Program Component Score (factored)		Total Deductions								
11	Sofja STEPCHENKO	LAT	8	44.56	19.05	25.51		0.00								
#	Executed Elements	Info	Base Value	GOE	J1	J2	J3	J4	J5	J6	J7	J8	J9	Ref.	Scores of Panel	
1	2Lz+3T<	<	5.46	-1.53	-5	-5	-4	-5	-4	-4	-4	-5	-5		3.93	
2	2Aq	q	3.30	-0.47	-1	-2	-1	-1	-2	-2	-2	-1	-1		2.83	
3	CCoSp3		3.00	0.17	1	0	-1	1	0	1	1	0	2		3.17	
4	3F!<<	!<<	1.80	-0.90	-5	-5	-5	-5	-5	-5	-5	-5	-5		0.90	
5	StSq3		3.30	0.42	1	1	1	1	1	2	1	2	2		3.72	
6	SSp2		1.60	0.18	1	1	1	1	1	1	2	1	2		1.78	
7	FCSp3		2.80	-0.08	0	-2	0	0	0	-1	-1	0	1		2.72	
			<b>21.26</b>												<b>19.05</b>	
Program Components			Factor													
Composition			1.33	6.50	7.00	6.75	6.25	6.50	6.75	6.50	6.50	6.50	6.50	6.50		6.57
Presentation			1.33	6.25	6.75	6.50	6.00	5.75	6.50	6.25	6.00	6.25	6.00	6.25		6.25
Skating Skills			1.33	6.25	6.50	6.50	6.00	6.00	6.50	6.50	6.25	6.50	6.25	6.50		6.36
<b>Judges Total Program Component Score (factored)</b>															<b>25.51</b>	
<b>Deductions:</b>															<b>0.00</b>	

Rank	Name	Nation	Starting Number	Total Segment Score	Total Element Score	Total Program Component Score (factored)		Total Deductions								
12	Lea SERNA	FRA	5	42.85	17.06	26.79		-1.00								
#	Executed Elements	Info	Base Value	GOE	J1	J2	J3	J4	J5	J6	J7	J8	J9	Ref.	Scores of Panel	
1	3T+3T<<	<<	5.50	-2.10	-5	-4	-5	-5	-5	-5	-5	-5	-5		3.40	
2	2A		3.30	-0.90	-3	-3	-3	-3	-3	-2	-2	-2	-3		2.40	
3	CCoSp3		3.00	-0.34	-2	-2	-2	1	-1	-2	-1	-1	2		2.66	
4	3F<<	F <<	1.98	x -0.90	-5	-5	-5	-5	-5	-5	-5	-5	-5		1.08	
5	FCSp3		2.80	0.44	2	1	1	2	1	1	2	2	2		3.24	
6	StSq2		2.60	0.33	2	2	1	1	1	1	-1	1	2		2.93	
7	LSp1		1.50	-0.15	-1	-1	-2	-1	0	-3	-2	0	1		1.35	
			<b>20.68</b>												<b>17.06</b>	
Program Components			Factor													
Composition			1.33	6.75	7.75	6.75	7.25	6.50	6.50	6.50	7.25	6.75	6.82	6.50		6.82
Presentation			1.33	6.75	7.50	6.50	6.75	6.00	6.25	6.25	6.50	6.50	6.50	6.50		6.50
Skating Skills			1.33	7.00	7.00	6.75	7.25	6.25	6.75	6.75	6.75	6.75	6.75	6.75		6.82
<b>Judges Total Program Component Score (factored)</b>															<b>26.79</b>	
<b>Deductions:</b>			Falls	-1.00	(1)											<b>-1.00</b>

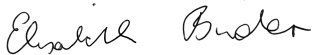
**Legend:**

#	Sequence number	GOE	Grade of Execution	Jx	Judges (x=1-9)	Ref.	Referee
*	Invalid element	<	Under-rotated jump	<<	Downgraded jump		
x	Credit for highlight distribution, base value multiplied by 1.1			!	Not clear edge	F	Fall
q	Jump landed on the quarter						

## RESULTS

### WOMEN FREE SKATING

Pl.	Name	Nation	Total Segment Score
1	Wakaba HIGUCHI	JPN	130.81
2	Nina PINZARRONE	BEL	130.76
3	Rinka WATANABE	JPN	128.68
4	Yuna AOKI	JPN	126.52
5	Isabeau LEVITO	USA	126.40
6	Bradie TENNELL	USA	125.05
7	Elyce LIN-GRACEY	USA	123.72
8	Livia KAISER	SUI	118.95
9	Olga MIKUTINA	AUT	109.96
10	Lea SERNA	FRA	109.02
11	Minchae KIM	KOR	104.91
12	Sofja STEPCHENKO	LAT	93.36



**Ms. Elisabeth BINDER, ISU**  
Referee



**Ms. Yukiko OKABE, ISU**  
Technical Controller

## JUDGES DETAILS PER SKATER

### WOMEN FREE SKATING

Rank	Name	Nation	Starting Number	Total Segment Score	Total Element Score	Total Program Component Score (factored)	Total Deductions									
1	Wakaba HIGUCHI	JPN	9	130.81	66.04	64.77	0.00									
#	Executed Elements	Info	Base Value	GOE	J1	J2	J3	J4	J5	J6	J7	J8	J9	Ref.	Scores of Panel	
1	2A		3.30	0.99	3	3	3	3	3	2	4	3	3		4.29	
2	3Lz+2T		7.20	1.10	2	2	1	1	2	2	2	2	2		8.30	
3	3Lo		4.90	1.19	3	3	2	2	3	2	3	2	2		6.09	
4	CCoSp4		3.50	0.55	2	1	2	2	1	1	3	1	2		4.05	
5	3S		4.30	0.68	1	2	1	3	2	1	2	0	2		4.98	
6	ChSq1		3.00	1.00	3	2	2	2	2	2	2	2	1		4.00	
7	3Lz	x	6.49	-1.43	-3	-3	-2	-2	-3	-2	-1	-2	-3		5.06	
8	3Lo+2A+2T+SEQ		10.45	x 1.26	3	4	2	3	3	3	2	2	2		11.71	
9	3F!	!	5.83	x 0.00	1	1	-1	0	0	0	0	0	-1		5.83	
10	FCSp4		3.20	0.46	1	1	2	2	1	1	2	2	1		3.66	
11	StSq4		3.90	1.17	4	3	3	3	2	3	3	4	2		5.07	
12	SSp4		2.50	0.50	2	2	3	2	1	2	2	2	2		3.00	
			<b>58.57</b>												<b>66.04</b>	
Program Components				Factor												
Composition				2.67	8.25	7.50	7.75	7.75	8.75	7.75	8.00	7.50	7.50			7.79
Presentation				2.67	8.25	8.25	8.25	7.75	8.25	8.00	8.50	8.00	7.25			8.11
Skating Skills				2.67	8.50	8.50	8.00	8.50	9.00	8.25	8.50	8.25	8.00			8.36
<b>Judges Total Program Component Score (factored)</b>															<b>64.77</b>	
<b>Deductions:</b>															<b>0.00</b>	

Rank	Name	Nation	Starting Number	Total Segment Score	Total Element Score	Total Program Component Score (factored)	Total Deductions									
2	Nina PINZARRONE	BEL	8	130.76	66.68	64.08	0.00									
#	Executed Elements	Info	Base Value	GOE	J1	J2	J3	J4	J5	J6	J7	J8	J9	Ref.	Scores of Panel	
1	3Lz+3T<	<	9.26	-0.76	-1	-2	-2	-1	-1	-1	-1	-2	-1		8.50	
2	3F		5.30	0.76	1	1	1	2	2	1	2	1	2		6.06	
3	3Lo		4.90	0.98	2	2	2	2	2	2	2	2	3		5.88	
4	2A		3.30	0.47	2	1	0	2	2	1	1	1	2		3.77	
5	FCCoSp4		3.50	0.80	3	1	3	3	4	1	2	2	2		4.30	
6	3Lzq+2A+2T+SEQ	q	11.55	x -1.01	-3	-2	-2	-1	-2	-1	-2	-2	-1		10.54	
7	3Lo<+2T	<	5.74	x -0.78	-2	-3	-2	-2	-1	-2	-2	-3	-1		4.96	
8	StSq4		3.90	1.11	4	2	3	4	2	3	3	3	2		5.01	
9	3S	x	4.73	x 0.37	0	-1	1	2	2	1	0	0	2		5.10	
10	CCoSp4		3.50	1.00	3	2	2	4	3	3	3	3	3		4.50	
11	ChSq1		3.00	1.36	3	2	2	3	3	2	3	3	4		4.36	
12	LSp4		2.70	1.00	4	3	3	4	4	4	3	4	4		3.70	
			<b>61.38</b>												<b>66.68</b>	
Program Components				Factor												
Composition				2.67	8.25	8.00	8.00	8.25	9.00	8.00	8.25	7.75	8.00			8.11
Presentation				2.67	7.75	7.75	8.00	8.25	8.50	8.00	7.75	8.00	8.25			8.00
Skating Skills				2.67	8.00	7.75	7.50	8.25	8.75	7.75	8.00	7.50	8.00			7.89
<b>Judges Total Program Component Score (factored)</b>															<b>64.08</b>	
<b>Deductions:</b>															<b>0.00</b>	

## JUDGES DETAILS PER SKATER

### WOMEN FREE SKATING

Rank	Name	Nation	Starting Number	Total Segment Score	Total Element Score	Total Program Component Score (factored)		Total Deductions								
3	Rinka WATANABE	JPN	10	128.68	63.94	64.74		0.00								
#	Executed Elements	Info	Base Value	GOE	J1	J2	J3	J4	J5	J6	J7	J8	J9	Ref.	Scores of Panel	
1	2A		3.30	0.94	3	2	3	3	3	2	4	3	3		4.24	
2	3Lo+3T<	<	8.26	-0.91	-2	-2	-2	-2	-1	-2	-2	-3	-1		7.35	
3	3F		5.30	0.91	2	2	0	2	2	1	2	1	2		6.21	
4	3Lz+2T		7.20	0.84	1	1	0	1	2	1	2	2	2		8.04	
5	FCSp3		2.80	0.56	2	1	2	2	2	2	3	2	2		3.36	
6	3Lz<	<	5.19	x -1.35	-3	-3	-3	-3	-2	-3	-3	-3	-2		3.84	
7	2A+1Eu+3S		8.91	x 0.92	2	2	2	2	2	2	3	1	3		9.83	
8	3Lo		5.39	x 1.05	2	2	2	2	3	1	3	2	2		6.44	
9	ChSq1		3.00	1.29	3	3	2	3	3	2	3	2	2		4.29	
10	StSq3		3.30	0.75	3	2	2	2	2	2	3	3	2		4.05	
11	FSSp3		2.60	0.22	0	2	1	0	0	1	1	1	2		2.82	
12	CCoSp3		3.00	0.47	2	2	2	1	1	2	0	1	2		3.47	
			<b>58.25</b>												<b>63.94</b>	
Program Components				Factor												
Composition				2.67	8.00	7.75	8.00	8.00	8.00	8.75	8.00	8.25	7.50	8.00		8.00
Presentation				2.67	8.00	8.00	8.00	8.00	8.00	8.25	7.75	8.25	7.25	7.75		7.96
Skating Skills				2.67	8.00	8.25	8.25	8.50	8.75	8.25	8.50	8.50	7.75	8.25		8.29
<b>Judges Total Program Component Score (factored)</b>															<b>64.74</b>	
<b>Deductions:</b>																<b>0.00</b>

Rank	Name	Nation	Starting Number	Total Segment Score	Total Element Score	Total Program Component Score (factored)		Total Deductions								
4	Yuna AOKI	JPN	3	126.52	64.52	62.00		0.00								
#	Executed Elements	Info	Base Value	GOE	J1	J2	J3	J4	J5	J6	J7	J8	J9	Ref.	Scores of Panel	
1	3Lz+3Lo		10.80	1.01	2	1	0	2	2	1	3	2	2		11.81	
2	3T		4.20	0.72	2	2	1	2	1	1	2	2	3		4.92	
3	2S		1.30	0.06	0	0	0	1	1	0	1	0	1		1.36	
4	2A		3.30	0.75	3	2	2	2	2	2	3	2	3		4.05	
5	CCoSp4		3.50	-0.40	-1	-2	-2	-1	-1	-2	-1	0	0		3.10	
6	2A+1Eu+3F		10.01	x -0.08	0	2	-3	0	0	0	-1	1	-1		9.93	
7	3Lz+2T		7.92	x 0.08	0	0	0	1	0	0	0	0	2		8.00	
8	3F		5.83	x 0.38	1	0	0	1	1	-1	2	0	2		6.21	
9	FCSp3		2.80	0.32	3	1	-1	1	1	1	1	1	2		3.12	
10	ChSq1		3.00	1.14	2	2	2	2	2	2	3	3	3		4.14	
11	StSq4		3.90	1.00	3	2	3	2	2	1	3	4	3		4.90	
12	LSp3		2.40	0.58	3	2	3	2	2	2	2	3	3		2.98	
			<b>58.96</b>												<b>64.52</b>	
Program Components				Factor												
Composition				2.67	7.75	8.00	8.00	7.00	7.50	7.25	7.75	8.50	7.50		7.68	
Presentation				2.67	7.75	8.00	8.00	7.00	7.25	7.50	8.25	8.00	7.75		7.75	
Skating Skills				2.67	8.00	7.75	7.75	7.50	7.75	7.50	8.25	8.00	7.75		7.79	
<b>Judges Total Program Component Score (factored)</b>															<b>62.00</b>	
<b>Deductions:</b>																<b>0.00</b>

## JUDGES DETAILS PER SKATER

### WOMEN FREE SKATING

Rank	Name	Nation	Starting Number	Total Segment Score	Total Element Score	Total Program Component Score (factored)				Total Deductions						
5	Isabeau LEVITO	USA	12	126.40	59.58	67.82				-1.00						
#	Executed Elements	Info	Base Value	GOE	J1	J2	J3	J4	J5	J6	J7	J8	J9	Ref.	Scores of Panel	
1	3Lz! <sup>+</sup> 3Tq	l q	10.10	-1.35	-3	-2	-3	-2	-2	-2	-3	-2	-2		8.75	
2	2A		3.30	0.75	2	3	3	2	2	1	2	2	4		4.05	
3	3Lo		4.90	1.05	2	3	2	2	3	1	1	2	3		5.95	
4	2A		3.30	0.71	2	3	1	3	3	1	1	2	3		4.01	
5	CCoSp4		3.50	1.20	4	4	3	3	4	3	3	4	3		4.70	
6	3F+1Eu+3S<		10.16	x -0.91	-4	-1	-2	-1	0	-2	-2	-3	-1		9.25	
7	3Lze<<	F e <<	1.85	x -0.84	-2	-5	-5	-5	-5	-5	-5	-5	-5		1.01	
8	3Fq+2T	q	7.26	x -0.76	-2	-1	-2	-1	-1	-2	-2	-1	-1		6.50	
9	LSp4		2.70	0.69	2	2	3	3	3	2	3	3	2		3.39	
10	ChSq1		3.00	1.50	3	4	3	3	3	3	2	3	3		4.50	
11	StSq2		2.60	0.71	3	3	3	2	3	2	2	3	3		3.31	
12	FCSp4		3.20	0.96	3	3	3	3	3	2	3	3	3		4.16	
			<b>55.87</b>												<b>59.58</b>	
Program Components				Factor												
Composition				2.67	8.25	9.00	8.50	8.50	9.25	8.25	7.50	8.75	9.00			8.61
Presentation				2.67	8.25	8.75	8.50	8.25	8.75	8.00	7.75	8.50	8.75			8.43
Skating Skills				2.67	8.00	8.50	8.25	8.50	9.00	8.25	7.75	8.50	8.50			8.36
<b>Judges Total Program Component Score (factored)</b>															<b>67.82</b>	
<b>Deductions:</b>		Falls	-1.00 (1)												<b>-1.00</b>	

Rank	Name	Nation	Starting Number	Total Segment Score	Total Element Score	Total Program Component Score (factored)				Total Deductions						
6	Bradie TENNELL	USA	11	125.05	59.54	65.51				0.00						
#	Executed Elements	Info	Base Value	GOE	J1	J2	J3	J4	J5	J6	J7	J8	J9	Ref.	Scores of Panel	
1	3Lz		5.90	1.35	2	2	3	2	3	1	3	2	2		7.25	
2	3Lo+2A+SEQ		8.20	1.05	2	3	2	2	2	1	3	2	2		9.25	
3	3F		5.30	1.36	3	2	2	3	3	2	3	2	3		6.66	
4	3S		4.30	0.74	2	2	1	2	2	1	2	1	2		5.04	
5	FCCoSp2V		1.88	0.14	2	-2	0	2	2	-1	-1	1	2		2.02	
6	StSq2		2.60	0.59	3	2	3	3	2	1	2	2	2		3.19	
7	2A+3T<	<	7.33	x -0.62	2	-2	-2	-3	-2	-2	-2	-2	-1		6.71	
8	1Lz		0.66	x -0.05	-1	-1	-1	0	-1	0	-2	-2	0		0.61	
9	3Lo+2T		6.82	x 0.28	1	0	0	1	2	0	1	0	1		7.10	
10	ChSq1		3.00	1.29	3	3	3	2	2	3	2	3	2		4.29	
11	CCSp3		2.80	0.76	3	3	3	2	2	2	3	3	3		3.56	
12	CCoSp3		3.00	0.86	3	4	2	3	3	2	3	3	3		3.86	
			<b>51.79</b>												<b>59.54</b>	
Program Components				Factor												
Composition				2.67	8.50	8.25	8.25	8.25	9.00	8.00	7.75	7.50	8.00			8.14
Presentation				2.67	8.00	8.50	8.50	8.50	8.50	8.00	7.75	8.25	8.25			8.29
Skating Skills				2.67	8.25	8.00	8.00	8.50	8.75	8.25	8.00	7.75	7.75			8.11
<b>Judges Total Program Component Score (factored)</b>															<b>65.51</b>	
<b>Deductions:</b>															<b>0.00</b>	



# 2024 Skate America

October 18 - 20, 2024 Allen, TX / USA



## JUDGES DETAILS PER SKATER

### WOMEN FREE SKATING

Rank	Name	Nation	Starting Number	Total Segment Score	Total Element Score	Total Program Component Score (factored)		Total Deductions								
7	Elyce LIN-GRACEY	USA	6	123.72	63.97	60.75		-1.00								
#	Executed Elements	Info	Base Value	GOE	J1	J2	J3	J4	J5	J6	J7	J8	J9	Ref.	Scores of Panel	
1	3Lz+3T		10.10	1.26	2	2	2	2	2	2	3	2	3		11.36	
2	3S<		3.44	-1.62	-5	-5	-5	-5	-4	-4	-4	-5	-5		1.82	
3	3Lo<	F <	3.92	-1.96	-5	-5	-5	-5	-5	-5	-5	-5	-5		1.96	
4	FCCoSp4		3.50	0.95	3	3	2	3	3	1	3	2	3		4.45	
5	StSq3		3.30	0.66	3	2	2	2	2	2	2	2	2		3.96	
6	2A		3.30	-1.13	-4	-3	-3	-4	-3	-3	-3	-4	-4		2.17	
7	3F+2A+2T+SEQ		10.89	x 0.76	1	2	1	1	2	1	2	1	2		11.65	
8	3F+2T		7.26	x 0.45	1	0	1	0	1	1	2	0	2		7.71	
9	3Lz		6.49	x 0.76	1	1	2	1	2	0	1	1	2		7.25	
10	LSp4		2.70	0.85	3	4	3	3	3	3	4	3	3		3.55	
11	ChSq1		3.00	1.36	2	3	3	2	2	3	3	4	3		4.36	
12	CCoSp3		3.00	0.73	2	3	3	2	2	2	2	3	3		3.73	
			<b>60.90</b>												<b>63.97</b>	
Program Components				Factor												
Composition				2.67	7.75	7.75	8.00	7.25	8.00	7.75	7.50	7.50	7.50	7.25		7.64
Presentation				2.67	7.50	7.75	7.25	7.25	7.50	7.50	7.50	7.50	7.25	7.50		7.43
Skating Skills				2.67	7.50	7.75	7.50	7.75	7.75	7.75	7.75	7.75	7.75	7.50		7.68
<b>Judges Total Program Component Score (factored)</b>														<b>60.75</b>		
<b>Deductions:</b>		Falls			-1.00	(1)									<b>-1.00</b>	

Rank	Name	Nation	Starting Number	Total Segment Score	Total Element Score	Total Program Component Score (factored)		Total Deductions							
8	Livia KAISER	SUI	5	118.95	60.98	57.97		0.00							
#	Executed Elements	Info	Base Value	GOE	J1	J2	J3	J4	J5	J6	J7	J8	J9	Ref.	Scores of Panel
1	3Lz+2T		7.20	1.10	2	1	2	2	2	1	2	2	2		8.30
2	3F		5.30	1.21	3	2	2	2	2	2	3	3	2		6.51
3	2S		1.30	0.06	0	0	1	0	0	0	2	1	1		1.36
4	2A		3.30	0.33	1	1	1	1	1	1	2	1	1		3.63
5	FCCoSp4		3.50	-0.15	2	-2	-1	0	0	-1	-2	0	1		3.35
6	ChSq1		3.00	0.50	2	1	0	1	0	1	1	1	2		3.50
7	3F+2A+SEQ		9.46	x 0.76	1	1	1	1	2	1	2	2	2		10.22
8	3Lz+2T		7.92	x 0.17	1	0	0	0	1	0	0	0	2		8.09
9	3Loq	q	5.39	x -0.91	-2	-2	-2	-2	-1	-2	-2	-2	-1		4.48
10	StSq4		3.90	0.45	3	1	1	1	0	1	2	1	1		4.35
11	CCoSp4		3.50	0.60	2	2	1	2	2	0	2	1	2		4.10
12	LSp4		2.70	0.39	2	1	1	2	1	1	2	1	2		3.09
			<b>56.47</b>												<b>60.98</b>
Program Components				Factor											
Composition				2.67	7.75	7.50	7.00	7.25	7.25	7.00	7.25	7.50	7.00		7.25
Presentation				2.67	7.50	7.25	6.75	7.25	7.00	7.00	7.50	7.25	7.25		7.21
Skating Skills				2.67	7.25	7.50	7.25	7.50	7.75	6.75	7.25	7.00	7.00		7.25
<b>Judges Total Program Component Score (factored)</b>														<b>57.97</b>	
<b>Deductions:</b>															<b>0.00</b>





# 2024 Skate America

October 18 - 20, 2024 Allen, TX / USA



## JUDGES DETAILS PER SKATER

### WOMEN FREE SKATING

Rank	Name	Nation	Starting Number	Total Segment Score	Total Element Score	Total Program Component Score (factored)		Total Deductions								
9	Olga MIKUTINA	AUT	4	109.96	51.33	58.63		0.00								
#	Executed Elements	Info	Base Value	GOE	J1	J2	J3	J4	J5	J6	J7	J8	J9	Ref.	Scores of Panel	
1	3Lz+3T		10.10	1.01	2	1	2	2	2	1	2	2	-1		11.11	
2	2F		1.80	0.18	1	0	1	1	1	1	2	1	1		1.98	
3	3Lo<+2A+SEQ	<	7.22	-1.79	-5	-5	-4	-4	-4	-5	-5	-5	-4		5.43	
4	FCSp4		3.20	0.78	4	2	2	2	2	2	3	3	3		3.98	
5	ChSq1		3.00	0.86	2	2	2	1	1	3	2	1	2		3.86	
6	1A		1.10	0.09	0	1	1	1	0	1	1	1	1		1.19	
7	3Lz<	<	5.19	x -1.08	-2	-3	-2	-2	-3	-2	-2	-3	-1		4.11	
8	FCCoSp4		3.50	0.60	1	1	2	2	2	1	3	2	2		4.10	
9	StSq3		3.30	0.71	3	2	3	2	2	2	2	2	2		4.01	
10	3S<+2T+2Loq	< q	7.08	x -1.57	-5	-5	-5	-5	-4	-4	-4	-5	-3		5.51	
11	3S<	<	3.78	x -0.69	-2	-3	-2	-2	-2	-2	-2	-2	-1		3.09	
12	CCoSp2		2.50	0.46	3	2	0	1	2	1	3	2	2		2.96	
			<b>51.77</b>												<b>51.33</b>	
Program Components				Factor												
Composition				2.67	8.00	7.25	7.50	7.50	7.50	7.50	7.50	7.25	7.25	7.25	7.43	
Presentation				2.67	7.75	7.25	7.75	7.00	7.00	7.25	7.25	6.75	7.00	7.21		
Skating Skills				2.67	7.75	6.75	7.50	7.25	7.25	7.50	7.50	7.25	7.00	7.32		
<b>Judges Total Program Component Score (factored)</b>															<b>58.63</b>	
<b>Deductions:</b>																<b>0.00</b>

Rank	Name	Nation	Starting Number	Total Segment Score	Total Element Score	Total Program Component Score (factored)		Total Deductions								
10	Lea SERNA	FRA	1	109.02	55.09	54.93		-1.00								
#	Executed Elements	Info	Base Value	GOE	J1	J2	J3	J4	J5	J6	J7	J8	J9	Ref.	Scores of Panel	
1	3Lz!+2T	!	7.20	-0.17	0	0	0	0	-1	-1	-1	0	0		7.03	
2	3S		4.30	0.74	1	2	2	2	2	1	2	1	3		5.04	
3	3T		4.20	0.42	1	1	0	1	2	1	1	0	2		4.62	
4	2A		3.30	0.52	1	2	1	1	2	1	2	2	2		3.82	
5	FCCoSp4V		2.63	0.41	2	2	2	1	1	1	1	2	2		3.04	
6	ChSq1		3.00	0.50	0	2	-2	2	1	1	0	1	2		3.50	
7	3Lz!+2A+SEQ	!	10.12	x -2.28	-4	-4	-4	-4	-4	-4	-3	-5	-3		7.84	
8	3T+2T+2Lo		7.92	x -0.42	-1	-1	0	-2	-1	-1	-1	-2	1		7.50	
9	3F<	F <	4.66	x -2.12	-5	-5	-5	-5	-5	-5	-5	-5	-5		2.54	
10	FCSp4		3.20	0.41	2	1	1	1	1	1	2	1	2		3.61	
11	StSq3		3.30	0.47	2	2	1	2	1	1	1	1	2		3.77	
12	CCoSp4V		2.63	0.15	0	2	1	1	0	0	1	0	1		2.78	
			<b>56.46</b>												<b>55.09</b>	
Program Components				Factor												
Composition				2.67	6.25	7.50	6.50	7.25	7.25	6.50	6.50	6.75	7.25	6.86		
Presentation				2.67	6.50	7.25	6.50	6.75	6.75	6.75	6.75	6.75	6.50	7.00	6.71	
Skating Skills				2.67	6.50	7.50	6.75	7.25	7.00	6.75	6.75	6.75	7.25	7.25	7.00	
<b>Judges Total Program Component Score (factored)</b>															<b>54.93</b>	
<b>Deductions:</b>								Falls								-1.00 (1)
																<b>-1.00</b>



## JUDGES DETAILS PER SKATER

### WOMEN FREE SKATING

Rank	Name	Nation	Starting Number	Total Segment Score	Total Element Score	Total Program Component Score (factored)	Total Deductions									
11	Minchae KIM	KOR	7	104.91	48.35	57.56	-1.00									
#	Executed Elements	Info	Base Value	GOE	J1	J2	J3	J4	J5	J6	J7	J8	J9	Ref.	Scores of Panel	
1	3T		4.20	0.84	2	1	2	2	2	2	2	2	2		5.04	
2	3F+2T		6.60	0.53	2	1	1	1	1	1	1	1	-1		7.13	
3	1S		0.40	-0.02	-1	0	-1	0	0	0	-1	-1	0		0.38	
4	2A		3.30	0.61	2	2	1	2	2	1	2	2	2		3.91	
5	FSSp4		3.00	0.56	2	2	2	1	1	2	3	2	2		3.56	
6	3Lz!+2T+2Lo		9.79	x -0.17	0	1	0	-2	-1	0	-1	0	0		9.62	
7	3F!q	F ! q	5.83	x -2.65	-5	-5	-5	-5	-5	-5	-5	-5	-5		3.18	
8	2A		3.63	x 0.38	1	1	1	1	1	1	1	2	2		4.01	
9	CCoSp2		2.50	0.14	1	1	0	2	0	-1	-1	1	2		2.64	
10	StSq2		2.60	0.22	0	2	1	1	-1	1	0	1	2		2.82	
11	ChSq1		3.00	0.86	1	2	2	1	1	2	2	2	2		3.86	
12	LSp2		1.90	0.30	1	2	2	2	1	1	2	1	2		2.20	
			<b>46.75</b>												<b>48.35</b>	
Program Components				Factor												
Composition				2.67	7.00	7.25	7.25	6.75	7.50	7.25	6.50	7.25	7.25	7.25		7.14
Presentation				2.67	7.50	7.25	7.00	6.75	7.00	7.00	6.75	7.00	6.75	7.00		6.96
Skating Skills				2.67	7.50	7.50	7.25	7.50	7.75	7.25	7.25	7.50	7.75		7.46	
<b>Judges Total Program Component Score (factored)</b>														<b>57.56</b>		
<b>Deductions:</b>		Falls	-1.00 (1)												<b>-1.00</b>	

Rank	Name	Nation	Starting Number	Total Segment Score	Total Element Score	Total Program Component Score (factored)	Total Deductions									
12	Sofja STEPCHENKO	LAT	2	93.36	41.30	52.06	0.00									
#	Executed Elements	Info	Base Value	GOE	J1	J2	J3	J4	J5	J6	J7	J8	J9	Ref.	Scores of Panel	
1	3Fe	e	4.24	-0.79	-2	-2	-1	-3	-1	-2	-3	-2	-1		3.45	
2	3Lz+2T		7.20	0.59	1	1	0	1	1	2	1	0	2		7.79	
3	3Loq	q	4.90	-0.91	-2	-2	-2	-2	-1	-2	-2	-2	-1		3.99	
4	StSq3		3.30	0.19	0	1	1	1	0	0	0	1	1		3.49	
5	2A+2T		4.60	0.09	0	0	0	1	2	1	0	0	0		4.69	
6	2S	x	1.43	0.00	0	0	0	0	0	0	0	0	1		1.43	
7	SSp3		2.10	0.30	1	1	2	1	1	1	2	2	2		2.40	
8	3Lzq	q	6.49	x -2.28	-5	-4	-4	-3	-4	-3	-4	-5	-2		4.21	
9	2T*	*	0.00	x 0.00	-	-	-	-	-	-	-	-	-		0.00	
10	ChSq1		3.00	0.00	-1	0	-2	1	-1	1	0	0	1		3.00	
11	FCSp4		3.20	0.00	1	0	-1	0	0	0	-1	0	1		3.20	
12	CCoSp4		3.50	0.15	0	0	0	1	0	1	0	1	2		3.65	
			<b>43.96</b>												<b>41.30</b>	
Program Components				Factor												
Composition				2.67	6.25	6.50	6.50	6.25	6.75	6.50	6.75	6.50	6.75	6.50		6.54
Presentation				2.67	6.00	6.75	6.50	6.50	6.50	6.50	6.25	6.25	6.00	7.00		6.39
Skating Skills				2.67	6.25	6.75	6.75	6.50	6.75	6.50	6.25	6.50	7.00		6.57	
<b>Judges Total Program Component Score (factored)</b>														<b>52.06</b>		
<b>Deductions:</b>																<b>0.00</b>

Legend:							
#	Sequence number	GOE	Grade of Execution	Jx	Judges (x=1-9)	Ref.	Referee
*	Invalid element	e	Wrong edge	<	Under-rotated jump	<<	Downgraded jump
x	Credit for highlight distribution, base value multiplied by 1.1			!	Not clear edge	F	Fall
q	Jump landed on the quarter						



# 2024 Skate America

October 18 - 20, 2024 Allen, TX / USA



## MEN

<b>Credit Union of Texas Event Center</b>	19 OCT 2024 20 OCT 2024	17:16 11:04	Short Program Free Skating
---	----------------------------	----------------	-------------------------------

Size of Skating Arena:	26m*61m
Ice Conditions:	very good
Number of Entries:	12
Number of Participants:	12

Entry Withdrawn:

<b>Short Program</b>		
Duration:	2:40 +/- 10 seconds	
Segment Factor:	1.00	
<b>Program Component Factors:</b>	Composition	1.67
	Presentation	1.67
	Skating Skills	1.67

<b>Free Skating</b>		
Duration:	4:00 +/- 10 seconds	
Segment Factor:	1.00	
<b>Program Component Factors:</b>	Composition	3.33
	Presentation	3.33
	Skating Skills	3.33



## RESULTS

### MEN

Pl.	Name	Nation	Total Score	SP	FS
1	Ilya MALININ	USA	290.12	1	2
2	Kevin AYMOZ	FRA	282.88	4	1
3	Kao MIURA	JPN	278.67	2	3
4	Nika EGADZE	GEO	261.71	3	4
5	Deniss VASILJEVS	LAT	251.47	5	5
6	Koshiro SHIMADA	JPN	219.68	6	10
7	Maxim NAUMOV	USA	216.38	8	7
8	Nozomu YOSHIOKA	JPN	215.92	7	11
9	Wesley CHIU	CAN	206.94	10	9
10	Lucas BROUSSARD	USA	206.57	11	8
11	Francois PITOT	FRA	202.96	12	6
12	Donovan CARRILLO	MEX	195.80	9	12



**Ms. Saioa SANCHO, ISU**  
Referee



**Ms. Yukiko OKABE, ISU**  
Technical Controller

**Legend:**  
**SP** Short Program      **FS** Free Skating      **Pl.** Place



# 2024 Skate America

October 18 - 20, 2024 Allen, TX / USA



## PANEL OF JUDGES

### MEN

#### Officials

Technical Controller	Ms. Yukiko OKABE	ISU
Technical Specialist	Ms. Zsofia TOKAJI-KULCSAR	ISU
Technical Specialist	Mr. Jayson PEACE	ISU

#### Judges

Referee	Ms. Saioa SANCHO	ISU
Judge No. 1	Ms. Agita ABELE	LAT
Judge No. 2	Ms. Sasha MARTINEZ	MEX
Judge No. 3	Ms. Patty KLEIN	CAN
Judge No. 4	Ms. Katalin BALCZO	HUN
Judge No. 5	Ms. Anita BERNASCONI	SUI
Judge No. 6	Mr. Kevin ROSENSTEIN	USA
Judge No. 7	Ms. Yulia LEVSHUNOVA	GEO
Judge No. 8	Mr. Richard KOSINA	CZE
Judge No. 9	Ms. Veronique VERRUE	FRA

#### Data/Replay Operator

Data Operator	Ms. Marit SILVIUS	ISU
Replay Operator	Mr. Christopher Richard STOKES	ISU

## RESULTS

### MEN SHORT PROGRAM

Pl. Name	Nation	Total Segment Score
1 Ilia MALININ	USA	99.69
2 Kao MIURA	JPN	99.54
3 Nika EGADZE	GEO	93.89
4 Kevin AYMOZ	FRA	92.04
5 Deniss VASILJEVS	LAT	85.10
6 Koshiro SHIMADA	JPN	81.88
7 Nozomu YOSHIOKA	JPN	80.79
8 Maxim NAUMOV	USA	73.11
9 Donovan CARRILLO	MEX	67.48
10 Wesley CHIU	CAN	66.86
11 Lucas BROUSSARD	USA	65.31
12 Francois PITOT	FRA	56.16



**Ms. Saioa SANCHO, ISU**  
Referee



**Ms. Yukiko OKABE, ISU**  
Technical Controller

## JUDGES DETAILS PER SKATER

### MEN SHORT PROGRAM

Rank	Name	Nation	Starting Number	Total Segment Score	Total Element Score	Total Program Component Score (factored)		Total Deductions									
1	Iliia MALININ	USA	12	99.69	56.08	44.61		-1.00									
#	Executed Elements	Info	Base Value	GOE	J1	J2	J3	J4	J5	J6	J7	J8	J9	Ref.	Scores of Panel		
1	4F		11.00	-2.36	-2	-2	-2	-2	-1	-3	-3	-2	-2		8.64		
2	3A		8.00	2.17	1	3	3	5	3	3	2	3	2		10.17		
3	CCSp4		3.20	0.78	1	3	3	3	3	2	2	2	2		3.98		
4	4Lz+3T		17.27	x 3.29	2	4	3	3	1	3	3	3	3		20.56		
5	FSSp4		3.00	0.51	0	2	2	2	0	2	2	2	2		3.51		
6	CCoSp4		3.50	1.05	2	3	3	3	3	3	4	3	3		4.55		
7	StSq3		3.30	1.37	4	4	5	5	4	4	4	4	4		4.67		
			<b>49.27</b>												<b>56.08</b>		
Program Components			Factor														
Composition			1.67	8.75	8.75	9.00	9.25	9.00	9.00	8.50	9.00	8.75	8.89				
Presentation			1.67	8.50	8.75	9.00	9.50	9.00	9.00	8.75	9.00	9.00	8.93				
Skating Skills			1.67	8.50	9.00	9.00	9.75	8.75	9.00	8.75	9.00	8.75	8.89				
<b>Judges Total Program Component Score (factored)</b>															<b>44.61</b>		
<b>Deductions:</b>			Time violation												-1.00		

Rank	Name	Nation	Starting Number	Total Segment Score	Total Element Score	Total Program Component Score (factored)		Total Deductions									
2	Kao MIURA	JPN	11	99.54	55.58	43.96		0.00									
#	Executed Elements	Info	Base Value	GOE	J1	J2	J3	J4	J5	J6	J7	J8	J9	Ref.	Scores of Panel		
1	4S+3T		13.90	3.88	4	4	4	4	4	4	2	4	4		17.78		
2	3Aq	q	8.00	0.23	0	0	0	0	1	0	0	1	1		8.23		
3	FCSp4		3.20	0.73	2	2	3	3	2	2	2	2	3		3.93		
4	4T		10.45	x 2.99	2	3	3	4	4	3	3	3	3		13.44		
5	CCoSp3		3.00	0.86	1	3	4	3	3	3	3	3	2		3.86		
6	StSq3		3.30	1.23	3	5	5	3	4	5	3	3	3		4.53		
7	CSSp4		3.00	0.81	2	3	4	2	3	3	3	2	3		3.81		
			<b>44.85</b>												<b>55.58</b>		
Program Components			Factor														
Composition			1.67	8.25	9.00	8.75	8.50	8.75	9.50	8.50	8.75	9.00	8.75	8.75			
Presentation			1.67	8.00	8.75	9.00	8.75	8.50	9.00	8.50	8.50	8.50	8.75	8.68			
Skating Skills			1.67	8.25	9.00	9.00	9.25	8.75	9.25	8.50	8.75	9.00	8.89				
<b>Judges Total Program Component Score (factored)</b>															<b>43.96</b>		
<b>Deductions:</b>															<b>0.00</b>		

## JUDGES DETAILS PER SKATER

### MEN SHORT PROGRAM

Rank	Name	Nation	Starting Number	Total Segment Score	Total Element Score	Total Program Component Score (factored)		Total Deductions								
3	Nika EGADZE	GEO	10	93.89	53.86	40.03		0.00								
#	Executed Elements	Info	Base Value	GOE	J1	J2	J3	J4	J5	J6	J7	J8	J9	Ref.	Scores of Panel	
1	4S+3T		13.90	2.77	3	2	3	2	4	3	3	3	3		16.67	
2	4T		9.50	2.31	3	3	3	2	3	2	2	2	2		11.81	
3	FCSp4		3.20	0.59	2	2	2	2	2	1	2	1	2		3.79	
4	3A	x	8.80	1.49	2	2	2	1	2	1	3	2	2		10.29	
5	CSSp4		3.00	0.73	2	3	3	1	3	2	3	2	2		3.73	
6	StSq3		3.30	0.71	2	3	2	3	1	2	2	2	2		4.01	
7	CCoSp3		3.00	0.56	2	2	2	2	1	2	2	0	2		3.56	
			<b>44.70</b>												<b>53.86</b>	
Program Components			Factor													
Composition			1.67	8.25	8.00	7.50	8.75	7.75	8.25	8.25	7.75	7.75	8.00			8.00
Presentation			1.67	8.50	7.50	7.50	8.50	7.75	8.25	8.25	7.50	7.75	7.50	7.75		7.93
Skating Skills			1.67	8.00	7.75	7.75	8.75	8.25	7.50	8.50	7.75	8.25			8.04	
<b>Judges Total Program Component Score (factored)</b>																<b>40.03</b>
<b>Deductions:</b>																<b>0.00</b>

Rank	Name	Nation	Starting Number	Total Segment Score	Total Element Score	Total Program Component Score (factored)		Total Deductions								
4	Kevin AYMOZ	FRA	9	92.04	46.64	45.40		0.00								
#	Executed Elements	Info	Base Value	GOE	J1	J2	J3	J4	J5	J6	J7	J8	J9	Ref.	Scores of Panel	
1	4T+2T		10.80	0.14	1	-2	0	1	0	-1	0	0	1		10.94	
2	3A		8.00	2.29	2	2	3	3	3	3	3	3	4		10.29	
3	CCSp4		3.20	0.96	3	3	4	3	3	3	2	3	3		4.16	
4	3Lz	x	6.49	1.35	2	2	3	2	2	2	3	2	3		7.84	
5	FSSp4		3.00	0.94	3	3	3	3	4	3	2	4	3		3.94	
6	CCoSp3		3.00	0.90	2	2	3	3	4	4	3	3	3		3.90	
7	StSq4		3.90	1.67	5	4	5	4	4	4	5	4	4		5.57	
			<b>38.39</b>												<b>46.64</b>	
Program Components			Factor													
Composition			1.67	9.25	8.75	9.50	8.75	9.00	9.00	8.50	9.00	9.50	9.00	9.50		9.04
Presentation			1.67	9.50	9.00	9.50	9.00	8.75	9.50	9.00	9.25	9.50	9.25	9.50		9.25
Skating Skills			1.67	9.00	8.00	9.50	9.00	8.75	8.75	8.50	9.00	9.25			8.89	
<b>Judges Total Program Component Score (factored)</b>																<b>45.40</b>
<b>Deductions:</b>																<b>0.00</b>

## JUDGES DETAILS PER SKATER

### MEN SHORT PROGRAM

Rank	Name	Nation	Starting Number	Total Segment Score	Total Element Score	Total Program Component Score (factored)							Total Deductions			
5	Deniss VASILJEVS	LAT	8	85.10	43.28	41.82							0.00			
#	Executed Elements	Info	Base Value	GOE	J1	J2	J3	J4	J5	J6	J7	J8	J9	Ref.	Scores of Panel	
1	3A		8.00	1.94	3	3	2	3	3	2	2	2	2		9.94	
2	3Lz+3T		10.10	1.35	2	2	3	3	3	2	1	2	2		11.45	
3	CCSp4		3.20	1.01	3	3	3	4	4	2	3	3	3		4.21	
4	3F!	!	5.83	x -0.53	0	-2	-1	-1	-1	-1	-1	-1	-1		5.30	
5	CCoSp4		3.50	0.70	2	1	3	3	2	1	2	2	2		4.20	
6	StSq3		3.30	0.94	3	2	4	4	3	2	3	2	3		4.24	
7	FSSp4		3.00	0.94	3	4	4	5	1	3	4	1	3		3.94	
			<b>36.93</b>												<b>43.28</b>	
Program Components			Factor													
Composition			1.67	8.75	8.25	8.50	9.00	8.50	8.50	8.00	8.25	8.25			8.43	
Presentation			1.67	8.75	8.00	8.50	9.25	8.50	8.25	8.25	8.25	8.50			8.43	
Skating Skills			1.67	8.50	7.75	8.75	9.25	8.75	7.50	7.75	8.00	7.75			8.18	
<b>Judges Total Program Component Score (factored)</b>																<b>41.82</b>
<b>Deductions:</b>																<b>0.00</b>

Rank	Name	Nation	Starting Number	Total Segment Score	Total Element Score	Total Program Component Score (factored)							Total Deductions			
6	Koshiro SHIMADA	JPN	4	81.88	43.63	39.25							-1.00			
#	Executed Elements	Info	Base Value	GOE	J1	J2	J3	J4	J5	J6	J7	J8	J9	Ref.	Scores of Panel	
1	4T		9.50	2.17	2	2	3	3	3	2	2	2	2		11.67	
2	3A	F	8.00	-4.00	-5	-5	-5	-5	-5	-5	-5	-5	-5		4.00	
3	FCSp4		3.20	0.64	2	1	3	1	0	2	4	3	2		3.84	
4	3Lz+3T		11.11	x 1.18	1	2	2	2	2	2	2	2	2		12.29	
5	StSq3		3.30	0.94	3	2	3	2	3	3	3	3	3		4.24	
6	CSSp4		3.00	0.69	3	1	3	-1	1	3	2	3	3		3.69	
7	CCoSp4		3.50	0.40	1	1	2	0	2	0	1	1	3		3.90	
			<b>41.61</b>												<b>43.63</b>	
Program Components			Factor													
Composition			1.67	7.75	8.00	7.75	7.00	8.25	8.25	7.75	8.00	7.75			7.89	
Presentation			1.67	7.50	7.75	8.00	7.00	8.25	8.00	8.00	8.00	8.00			7.93	
Skating Skills			1.67	7.75	7.50	7.75	7.50	8.50	7.75	7.50	7.75	7.75			7.68	
<b>Judges Total Program Component Score (factored)</b>																<b>39.25</b>
<b>Deductions:</b>			Falls	-1.00	(1)											<b>-1.00</b>

## JUDGES DETAILS PER SKATER

### MEN SHORT PROGRAM

Rank	Name	Nation	Starting Number	Total Segment Score	Total Element Score	Total Program Component Score (factored)		Total Deductions								
7	Nozomu YOSHIOKA	JPN	6	80.79	44.65	36.14		0.00								
#	Executed Elements	Info	Base Value	GOE	J1	J2	J3	J4	J5	J6	J7	J8	J9	Ref.	Scores of Panel	
1	4T+3T		13.70	1.36	1	1	2	0	1	1	2	2	2		15.06	
2	3A		8.00	0.34	0	0	1	-1	0	0	1	1	1		8.34	
3	FSSp4		3.00	0.43	1	1	3	1	2	1	1	2	2		3.43	
4	3Lz	x	6.49	1.18	2	1	2	2	3	2	2	2	2		7.67	
5	CCSp3		2.80	0.12	-1	0	1	0	0	-1	1	2	2		2.92	
6	StSq3		3.30	0.38	1	1	2	0	1	0	1	2	2		3.68	
7	CCoSp4		3.50	0.05	-1	-2	2	1	1	-1	0	-1	2		3.55	
			<b>40.79</b>												<b>44.65</b>	
Program Components			Factor													
Composition			1.67	6.50	7.00	7.25	6.50	7.25	7.00	7.50	7.75	7.50	7.75	7.50		7.18
Presentation			1.67	6.50	6.75	7.50	7.00	6.75	6.50	7.75	7.50	7.50	7.50		7.07	
Skating Skills			1.67	6.75	6.75	7.50	7.75	7.00	7.75	7.50	7.50	7.50	8.00		7.39	
<b>Judges Total Program Component Score (factored)</b>																<b>36.14</b>
<b>Deductions:</b>																<b>0.00</b>

Rank	Name	Nation	Starting Number	Total Segment Score	Total Element Score	Total Program Component Score (factored)		Total Deductions								
8	Maxim NAUMOV	USA	2	73.11	36.49	36.62		0.00								
#	Executed Elements	Info	Base Value	GOE	J1	J2	J3	J4	J5	J6	J7	J8	J9	Ref.	Scores of Panel	
1	4S		9.70	-3.46	-3	-4	-2	-3	-3	-4	-4	-4	-4		6.24	
2	3A		8.00	0.80	2	1	2	0	1	0	1	1	1		8.80	
3	CCSp4		3.20	0.64	2	2	3	1	2	2	2	2	2		3.84	
4	3Lz+2T	x	7.92	-1.18	-2	3	-2	-1	-3	-3	-2	-3	-1		6.74	
5	StSq3		3.30	0.71	2	3	2	2	2	2	3	2	2		4.01	
6	CCoSp3		3.00	0.56	1	2	2	1	2	2	2	2	2		3.56	
7	FSSp4		3.00	0.30	1	1	1	1	0	2	0	2	1		3.30	
			<b>38.12</b>												<b>36.49</b>	
Program Components			Factor													
Composition			1.67	7.00	7.50	7.25	7.25	7.75	6.75	7.50	7.50	7.50	7.25		7.32	
Presentation			1.67	7.25	7.50	7.25	7.00	7.25	7.25	7.50	7.50	7.50	7.50		7.36	
Skating Skills			1.67	7.00	7.25	7.25	7.25	7.50	7.25	7.25	7.25	7.25	7.25		7.25	
<b>Judges Total Program Component Score (factored)</b>																<b>36.62</b>
<b>Deductions:</b>																<b>0.00</b>

## JUDGES DETAILS PER SKATER

### MEN SHORT PROGRAM

Rank	Name	Nation	Starting Number	Total Segment Score	Total Element Score	Total Program Component Score (factored)		Total Deductions								
9	Donovan CARRILLO	MEX	1	67.48	31.39	37.09		-1.00								
#	Executed Elements	Info	Base Value	GOE	J1	J2	J3	J4	J5	J6	J7	J8	J9	Ref.	Scores of Panel	
1	4S<	<	7.76	-1.33	-2	-2	0	-2	-3	-2	-1	-2	-1		6.43	
2	3A<	F <	6.40	-3.20	-5	-5	-5	-5	-5	-5	-5	-5	-5		3.20	
3	FCSp3		2.80	0.64	1	-1	2	2	3	2	3	3	3		3.44	
4	3Lz+3T<	<	10.19	x -1.60	-3	-2	-2	-4	-3	-4	-2	-3	-1		8.59	
5	CCoSp4		3.50	0.70	1	2	2	3	3	2	1	1	3		4.20	
6	StSq2		2.60	0.52	2	2	2	3	1	2	3	2	1		3.12	
7	CSSp3		2.60	-0.19	-2	0	1	-1	-2	-1	0	-1	0		2.41	
			<b>35.85</b>												<b>31.39</b>	
Program Components			Factor													
Composition			1.67	7.50	7.50	7.25	7.00	8.25	7.00	7.50	7.75	7.25				7.39
Presentation			1.67	7.50	7.75	7.50	7.00	7.50	7.50	8.00	7.75	7.50				7.57
Skating Skills			1.67	7.25	7.00	7.25	6.75	7.75	6.75	7.50	7.50	7.50				7.25
<b>Judges Total Program Component Score (factored)</b>																<b>37.09</b>
<b>Deductions:</b>			Falls	-1.00 (1)												<b>-1.00</b>

Rank	Name	Nation	Starting Number	Total Segment Score	Total Element Score	Total Program Component Score (factored)		Total Deductions								
10	Wesley CHIU	CAN	5	66.86	31.61	35.25		0.00								
#	Executed Elements	Info	Base Value	GOE	J1	J2	J3	J4	J5	J6	J7	J8	J9	Ref.	Scores of Panel	
1	4T+3T		13.70	-3.66	-4	-4	-4	-4	-3	-4	-4	-4	-2		10.04	
2	1A*	*	0.00	0.00	-	-	-	-	-	-	-	-	-		0.00	
3	CCSp4		3.20	0.41	0	1	1	3	1	0	2	2	2		3.61	
4	FSSp4		3.00	0.09	0	0	2	2	1	-1	-1	-1	1		3.09	
5	3Lz	x	6.49	x 0.76	1	1	2	3	1	1	1	1	2		7.25	
6	StSq3		3.30	0.47	2	2	2	4	1	1	1	1	1		3.77	
7	CCoSp4		3.50	0.35	2	0	2	3	1	0	-1	-1	3		3.85	
			<b>33.19</b>												<b>31.61</b>	
Program Components			Factor													
Composition			1.67	7.25	6.75	7.00	7.50	7.00	6.50	6.50	7.25	7.50				7.04
Presentation			1.67	7.00	6.50	7.00	7.50	7.00	7.00	6.50	6.75	7.25				6.93
Skating Skills			1.67	7.25	6.75	7.25	8.00	6.75	7.00	6.25	7.00	8.00				7.14
<b>Judges Total Program Component Score (factored)</b>																<b>35.25</b>
<b>Deductions:</b>															<b>0.00</b>	

## JUDGES DETAILS PER SKATER

### MEN SHORT PROGRAM

Rank	Name	Nation	Starting Number	Total Segment Score	Total Element Score	Total Program Component Score (factored)							Total Deductions			
11	Lucas BROUSSARD	USA	3	65.31	30.88	36.43							-2.00			
#	Executed Elements	Info	Base Value	GOE	J1	J2	J3	J4	J5	J6	J7	J8	J9	Ref.	Scores of Panel	
1	4T<	F <	7.60	-3.80	-5	-5	-5	-5	-5	-5	-5	-5	-5		3.80	
2	3A<	<	6.40	-0.91	-2	-2	0	-2	-1	-2	-1	-1	-1		5.49	
3	FSSp3		2.60	0.48	2	2	2	1	3	2	2	1	2		3.08	
4	StSq2		2.60	0.48	2	1	2	1	2	3	2	2	2		3.08	
5	3Lz+3T		11.11	x 1.52	3	2	2	3	3	3	1	3	2		12.63	
6	CCSp3		2.80	0.00	0	-1	1	-1	-1	-3	1	1	2		2.80	
7	CCoSp	F	0.00	0.00	-	-	-	-	-	-	-	-	-		0.00	
			<b>33.11</b>													<b>30.88</b>
Program Components			Factor													
Composition			1.67	7.50	7.75	7.50	6.75	7.50	7.75	6.75	7.50	7.25	7.50	7.25		7.39
Presentation			1.67	7.25	7.00	7.25	6.75	7.25	7.25	7.00	7.25	7.00	7.25	7.00		7.14
Skating Skills			1.67	7.00	7.25	7.50	7.00	7.75	7.50	6.50	7.50	7.25				7.29
<b>Judges Total Program Component Score (factored)</b>																<b>36.43</b>
<b>Deductions:</b>			Falls	-2.00 (2)											<b>-2.00</b>	

Rank	Name	Nation	Starting Number	Total Segment Score	Total Element Score	Total Program Component Score (factored)							Total Deductions			
12	Francois PITOT	FRA	7	56.16	21.56	35.60							-1.00			
#	Executed Elements	Info	Base Value	GOE	J1	J2	J3	J4	J5	J6	J7	J8	J9	Ref.	Scores of Panel	
1	4S<	F <	7.76	-2.00	-2	-2	-3	-3	-3	-2	-3	-3	-2		5.76	
2	3A	F	8.00	-4.00	-5	-5	-5	-5	-5	-5	-5	-5	-5		4.00	
3	CCoSp		0.00	0.00	-	-	-	-	-	-	-	-	-		0.00	
4	CSSp4		3.00	-0.21	-1	-1	1	0	-3	-1	-1	0	-1		2.79	
5	2Lz+2T*	*	2.31	x -1.05	-5	-5	-5	-5	-5	-5	-5	-5	-5		1.26	
6	StSq3		3.30	0.61	2	1	2	3	1	2	2	2	2		3.91	
7	FCSp4		3.20	0.64	2	2	2	3	2	2	1	2	2		3.84	
			<b>27.57</b>													<b>21.56</b>
Program Components			Factor													
Composition			1.67	7.75	7.00	7.25	7.25	7.00	7.50	6.25	6.75	7.50	7.18			7.18
Presentation			1.67	7.50	6.75	7.00	7.50	6.50	6.75	6.50	6.75	7.25	6.93			6.93
Skating Skills			1.67	7.50	7.00	7.25	7.50	7.00	7.50	6.25	7.00	7.25	7.21			7.21
<b>Judges Total Program Component Score (factored)</b>																<b>35.60</b>
<b>Deductions:</b>			Falls	-1.00 (1)											<b>-1.00</b>	

**Legend:**

#	Sequence number	GOE	Grade of Execution	Jx	Judges (x=1-9)	Ref.	Referee
*	Invalid element	<	Under-rotated jump	x	Credit for highlight distribution, base value multiplied by 1.1		
!	Not clear edge	F	Fall	q	Jump landed on the quarter		

## RESULTS

### MEN FREE SKATING

Pl.	Name	Nation	Total Segment Score
1	Kevin AYZOZ	FRA	190.84
2	Ilya MALININ	USA	190.43
3	Kao MIURA	JPN	179.13
4	Nika EGADZE	GEO	167.82
5	Deniss VASILJEVS	LAT	166.37
6	Francois PITOT	FRA	146.80
7	Maxim NAUMOV	USA	143.27
8	Lucas BROUSSARD	USA	141.26
9	Wesley CHIU	CAN	140.08
10	Koshiro SHIMADA	JPN	137.80
11	Nozomu YOSHIOKA	JPN	135.13
12	Donovan CARRILLO	MEX	128.32



**Ms. Saioa SANCHO, ISU**  
Referee



**Ms. Yukiko OKABE, ISU**  
Technical Controller

## JUDGES DETAILS PER SKATER

### MEN FREE SKATING

Rank	Name	Nation	Starting Number	Total Segment Score	Total Element Score	Total Program Component Score (factored)		Total Deductions							
1	Kevin AYZOZ	FRA	9	190.84	98.90	91.94		0.00							
#	Executed Elements	Info	Base Value	GOE	J1	J2	J3	J4	J5	J6	J7	J8	J9	Ref.	Scores of Panel
1	4T+2T		10.80	2.44	2	3	3	2	3	3	2	2	3		13.24
2	4T		9.50	2.58	3	3	3	3	3	2	2	2	4		12.08
3	3Lz		5.90	1.60	2	3	3	3	2	3	2	3	4		7.50
4	3A+2A+SEQ		11.30	2.51	3	2	3	3	4	3	3	3	4		13.81
5	FCCoSp4		3.50	1.00	3	3	4	2	3	3	3	2	3		4.50
6	StSq3		3.30	1.27	3	4	5	3	4	5	4	4	3		4.57
7	3A		8.80	x 3.09	4	4	4	4	4	4	3	3	5		11.89
8	3T+1Eu+3S		9.90	x 0.98	2	2	2	2	3	3	2	2	3		10.88
9	3F!	!	5.83	x 0.53	0	1	2	2	0	1	1	1	1		6.36
10	CCSp4		3.20	1.01	3	3	4	4	3	3	3	3	3		4.21
11	ChSq1		3.00	2.21	4	4	5	4	5	5	5	4	4		5.21
12	CCoSp4		3.50	1.15	3	2	4	3	4	3	3	3	4		4.65
			<b>78.53</b>												<b>98.90</b>
Program Components				Factor											
Composition				3.33	9.00	9.00	9.25	8.50	9.00	9.50	9.25	9.50	9.50	9.50	9.21
Presentation				3.33	9.25	9.00	9.50	8.75	9.50	9.25	9.50	9.50	9.50	9.50	9.36
Skating Skills				3.33	9.00	8.75	9.25	9.00	9.50	8.75	8.75	9.00	9.50	9.04	
<b>Judges Total Program Component Score (factored)</b>															<b>91.94</b>
<b>Deductions:</b>															<b>0.00</b>

Rank	Name	Nation	Starting Number	Total Segment Score	Total Element Score	Total Program Component Score (factored)		Total Deductions							
2	Ilija MALININ	USA	12	190.43	102.19	88.24		0.00							
#	Executed Elements	Info	Base Value	GOE	J1	J2	J3	J4	J5	J6	J7	J8	J9	Ref.	Scores of Panel
1	4F		11.00	4.24	4	4	4	4	3	4	4	3	4		15.24
2	3A		8.00	2.40	3	4	3	3	3	3	3	3	3		10.40
3	4Lz		11.50	2.63	1	3	3	3	2	2	2	2	2		14.13
4	2Lo		1.70	0.02	0	0	0	0	2	1	0	0	0		1.72
5	CCoSp4		3.50	0.70	1	2	2	2	2	2	2	2	2		4.20
6	3Lz		6.49	x -2.36	-4	-4	-4	-4	-4	-4	-4	-4	-4		4.13
7	4T+3T		15.07	x 1.36	1	2	2	2	1	1	1	2	1		16.43
8	4Sq+3A+SEQ	q	19.47	x -0.83	-2	-1	0	-2	0	-2	0	-1	0		18.64
9	CCSp3		2.80	0.52	1	0	2	2	1	3	3	2	2		3.32
10	StSq4		3.90	1.17	2	3	3	3	2	4	4	3	3		5.07
11	ChSq1		3.00	2.14	4	3	5	4	4	5	5	4	4		5.14
12	FSSp4		3.00	0.77	2	2	3	3	1	3	3	3	2		3.77
			<b>89.43</b>												<b>102.19</b>
Program Components				Factor											
Composition				3.33	8.75	8.75	8.75	8.75	8.75	9.00	9.50	9.00	8.75	8.82	
Presentation				3.33	8.50	8.50	9.00	8.75	8.75	9.25	9.50	9.25	8.75	8.89	
Skating Skills				3.33	8.50	8.75	8.75	9.00	8.50	9.00	9.00	9.25	8.50	8.79	
<b>Judges Total Program Component Score (factored)</b>															<b>88.24</b>
<b>Deductions:</b>															<b>0.00</b>

## JUDGES DETAILS PER SKATER

### MEN FREE SKATING

Rank	Name	Nation	Starting Number	Total Segment Score	Total Element Score	Total Program Component Score (factored)	Total Deductions
3	Kao MIURA	JPN	11	179.13	93.89	85.24	0.00

#	Executed Elements	Info	Base Value	GOE	J1	J2	J3	J4	J5	J6	J7	J8	J9	Ref.	Scores of Panel	
1	3A+1Eu+3S		12.80	2.06	2	3	3	3	3	2	2	2	3		14.86	
2	4S		9.70	1.39	1	3	3	2	2	1	0	0	1		11.09	
3	4Tq	q	9.50	-0.54	-1	0	1	-2	0	-1	0	-1	-1		8.96	
4	FCSp4		3.20	0.55	2	2	1	1	1	2	3	2	2		3.75	
5	3A<	<	6.40	-0.73	-2	-1	0	-2	-1	-2	0	-1	-1		5.67	
6	StSq2		2.60	0.56	2	2	3	2	3	2	2	2	2		3.16	
7	4T+3T		15.07	x 2.85	3	3	4	2	4	3	2	3	3		17.92	
8	3F+2A+SEQ		9.46	x 0.91	1	1	3	1	2	2	2	2	2		10.37	
9	ChSq1		3.00	1.64	3	2	4	3	4	4	3	3	3		4.64	
10	3Lo	x	5.39	x 0.98	2	2	2	2	2	2	3	2	2		6.37	
11	CSSp3		2.60	0.56	1	2	2	3	3	2	2	2	2		3.16	
12	CCoSp3		3.00	0.94	3	3	4	3	3	2	3	3	4		3.94	
			<b>82.72</b>												<b>93.89</b>	
<b>Program Components</b>			<b>Factor</b>													
Composition			3.33	8.50	8.50	8.50	7.75	8.50	8.00	8.50	8.75	8.75				8.46
Presentation			3.33	8.50	8.25	8.50	7.75	8.75	8.25	8.50	8.50	8.50	8.50			8.43
Skating Skills			3.33	8.75	8.75	8.75	8.75	8.75	9.00	8.25	8.50	8.75				8.71
<b>Judges Total Program Component Score (factored)</b>																<b>85.24</b>

<b>Deductions:</b>																<b>0.00</b>
--------------------	--	--	--	--	--	--	--	--	--	--	--	--	--	--	--	-------------

Rank	Name	Nation	Starting Number	Total Segment Score	Total Element Score	Total Program Component Score (factored)	Total Deductions
4	Nika EGADZE	GEO	10	167.82	91.17	77.65	-1.00

#	Executed Elements	Info	Base Value	GOE	J1	J2	J3	J4	J5	J6	J7	J8	J9	Ref.	Scores of Panel	
1	4Lz!	F !	11.50	-5.75	-5	-5	-5	-5	-5	-5	-5	-5	-5		5.75	
2	4T		9.50	0.95	1	1	2	1	2	0	1	0	1		10.45	
3	4S+3T		13.90	2.22	2	3	3	2	3	2	2	2	2		16.12	
4	3A+2A+SEQ		11.30	0.80	1	1	2	0	2	0	1	1	1		12.10	
5	4S		10.67	x -3.05	-3	-3	-3	-3	-1	-5	-3	-3	-4		7.62	
6	3A+1Eu+3S	x	14.08	x 0.57	1	0	2	1	2	-1	0	0	1		14.65	
7	3F	x	5.83	x 0.83	2	1	2	2	2	1	1	1	2		6.66	
8	FCSp4		3.20	0.32	1	2	2	1	1	0	1	1	0		3.52	
9	CCoSp3		3.00	0.39	2	2	2	1	1	1	0	0	2		3.39	
10	StSq3		3.30	0.52	2	1	2	2	1	1	2	2	1		3.82	
11	ChSq1		3.00	0.93	2	2	3	2	1	1	2	2	2		3.93	
12	CSSp3		2.60	0.56	2	3	3	2	2	2	2	1	2		3.16	
			<b>91.88</b>												<b>91.17</b>	
<b>Program Components</b>			<b>Factor</b>													
Composition			3.33	8.00	7.75	7.50	8.25	7.75	7.75	8.25	8.00	7.25				7.86
Presentation			3.33	8.00	7.50	7.50	8.50	7.50	7.50	7.75	7.75	7.75	7.00			7.64
Skating Skills			3.33	8.25	7.75	7.75	8.75	7.50	7.75	7.75	7.75	7.75	7.75			7.82
<b>Judges Total Program Component Score (factored)</b>																<b>77.65</b>

<b>Deductions:</b>	Falls	-1.00	(1)													<b>-1.00</b>
--------------------	-------	-------	-----	--	--	--	--	--	--	--	--	--	--	--	--	--------------

## JUDGES DETAILS PER SKATER

### MEN FREE SKATING

Rank	Name	Nation	Starting Number	Total Segment Score	Total Element Score	Total Program Component Score (factored)		Total Deductions								
5	Deniss VASILJEVS	LAT	8	166.37	84.65	81.72		0.00								
#	Executed Elements	Info	Base Value	GOE	J1	J2	J3	J4	J5	J6	J7	J8	J9	Ref.	Scores of Panel	
1	4S<<	<<	4.30	-2.15	-5	-5	-5	-5	-5	-5	-5	-5	-5		2.15	
2	3Lz+3T		10.10	1.69	4	3	3	4	3	3	2	2	2		11.79	
3	3A+2A+SEQ		11.30	0.69	1	1	1	0	1	1	1	1	0		11.99	
4	3F		5.30	1.14	2	3	2	3	2	2	2	2	2		6.44	
5	CCoSp4		3.50	0.95	3	3	3	4	2	3	3	2	2		4.45	
6	StSq3		3.30	0.75	3	1	1	3	2	2	3	3	2		4.05	
7	3A		8.80	x 1.94	3	2	3	3	2	2	2	3	2		10.74	
8	3Lz+1Eu+3S		11.77	x 1.43	3	2	3	3	3	3	1	2	1		13.20	
9	3Lo		5.39	x 1.05	2	2	3	3	2	2	2	2	2		6.44	
10	FCCoSp4		3.50	1.25	4	2	4	4	4	5	3	3	3		4.75	
11	FSSp4		3.00	0.94	3	3	3	5	3	4	4	2	2		3.94	
12	ChSq1		3.00	1.71	4	3	3	5	3	4	3	3	4		4.71	
			<b>73.26</b>												<b>84.65</b>	
Program Components				Factor												
Composition				3.33	8.75	7.75	8.00	9.00	7.50	8.25	8.25	8.00	8.00			8.14
Presentation				3.33	8.50	8.00	8.25	9.25	8.25	8.50	8.50	8.50	7.75			8.36
Skating Skills				3.33	8.50	7.50	8.00	9.25	8.00	7.75	8.00	8.25	7.75			8.04
<b>Judges Total Program Component Score (factored)</b>														<b>81.72</b>		
<b>Deductions:</b>														<b>0.00</b>		

Rank	Name	Nation	Starting Number	Total Segment Score	Total Element Score	Total Program Component Score (factored)		Total Deductions								
6	Francois PITOT	FRA	1	146.80	76.10	71.70		-1.00								
#	Executed Elements	Info	Base Value	GOE	J1	J2	J3	J4	J5	J6	J7	J8	J9	Ref.	Scores of Panel	
1	2S		1.30	0.06	0	0	0	0	2	1	1	0	1		1.36	
2	3F		5.30	0.91	2	2	1	0	2	2	2	1	2		6.21	
3	3A+2T		9.30	1.26	2	1	2	1	3	1	1	1	3		10.56	
4	FCCoSp4		3.20	0.55	1	2	2	1	2	2	1	2	2		3.75	
5	CCoSp3V		2.25	0.39	1	3	1	2	1	2	2	2	2		2.64	
6	ChSq1		3.00	0.29	1	0	1	1	0	1	0	0	1		3.29	
7	3A		8.00	1.49	2	2	2	1	3	2	2	1	2		9.49	
8	3Lz+3T		11.11	x 1.01	1	2	2	1	2	2	1	2	3		12.12	
9	3Lz+2A+2A+SEQ		13.75	x 1.01	2	1	2	2	2	2	0	1	2		14.76	
10	StSq2		2.60	0.56	2	2	2	3	2	3	2	2	2		3.16	
11	3Lo		5.39	x 0.70	1	2	1	2	1	2	1	1	2		6.09	
12	CSSp3		2.60	0.07	0	0	0	1	0	1	0	0	2		2.67	
			<b>67.80</b>												<b>76.10</b>	
Program Components				Factor												
Composition				3.33	7.50	6.75	7.00	7.00	7.00	7.75	7.25	7.25	7.50			7.21
Presentation				3.33	7.25	7.00	7.00	7.25	7.00	7.50	7.00	6.50	7.25			7.11
Skating Skills				3.33	7.25	6.75	7.25	7.00	7.25	7.25	7.25	7.25	7.25			7.21
<b>Judges Total Program Component Score (factored)</b>														<b>71.70</b>		
<b>Deductions:</b>				Time violation											-1.00	

## JUDGES DETAILS PER SKATER

### MEN FREE SKATING

Rank	Name	Nation	Starting Number	Total Segment Score	Total Element Score	Total Program Component Score (factored)		Total Deductions								
7	Maxim NAUMOV	USA	5	143.27	72.54	70.73		0.00								
#	Executed Elements	Info	Base Value	GOE	J1	J2	J3	J4	J5	J6	J7	J8	J9	Ref.	Scores of Panel	
1	4S		9.70	-2.91	-2	-3	-3	-3	-1	-4	-4	-3	-3		6.79	
2	3A+2A+SEQ		11.30	0.34	1	0	1	0	1	0	0	0	1		11.64	
3	3A		8.00	0.23	1	1	1	-1	1	-1	0	0	0		8.23	
4	3Lz+3T		10.10	-0.25	0	-2	0	-1	0	0	-1	-1	0		9.85	
5	CCoSp4		3.50	0.20	1	0	-1	1	1	1	1	0	0		3.70	
6	StSq3		3.30	0.47	2	2	1	1	1	2	0	1	2		3.77	
7	3Lo		5.39	x 0.49	1	1	0	1	1	1	1	1	1		5.88	
8	2Lz+1Eu+3S		7.59	x -0.06	0	1	0	0	-1	1	-1	-1	0		7.53	
9	3F!	!	5.83	x -0.45	-1	-1	0	-1	-2	-1	-1	-1	0		5.38	
10	FCCoSp2		2.50	0.11	0	0	1	1	0	1	0	0	1		2.61	
11	ChSq1		3.00	0.86	3	2	2	1	1	2	2	2	1		3.86	
12	FSSp4		3.00	0.30	2	1	1	1	2	0	0	1	1		3.30	
			<b>73.21</b>												<b>72.54</b>	
Program Components				Factor												
Composition				3.33	7.00	7.75	6.75	6.50	6.50	7.25	6.50	7.00	7.25		6.89	
Presentation				3.33	7.25	7.50	6.50	6.75	6.75	7.75	7.50	7.50	7.25		7.21	
Skating Skills				3.33	7.25	7.25	6.75	7.00	7.25	7.50	7.25	7.00	7.00		7.14	
<b>Judges Total Program Component Score (factored)</b>															<b>70.73</b>	
<b>Deductions:</b>																<b>0.00</b>

Rank	Name	Nation	Starting Number	Total Segment Score	Total Element Score	Total Program Component Score (factored)		Total Deductions								
8	Lucas BROUSSARD	USA	2	141.26	67.43	73.83		0.00								
#	Executed Elements	Info	Base Value	GOE	J1	J2	J3	J4	J5	J6	J7	J8	J9	Ref.	Scores of Panel	
1	3T+2T		5.50	0.96	2	3	2	2	2	3	2	2	3		6.46	
2	2A		3.30	0.66	2	2	2	2	3	2	2	1	2		3.96	
3	3Lz+3T		10.10	0.84	0	3	1	1	3	1	1	1	2		10.94	
4	FCCSp4		3.00	0.43	2	1	1	1	2	2	1	1	2		3.43	
5	3Loq	q	4.90	-0.42	-1	-1	0	-2	-1	-1	-1	-1	0		4.48	
6	FCCSp4		3.20	0.32	1	1	2	1	0	1	2	0	1		3.52	
7	3F+1Eu+3S		11.11	x 0.91	2	2	1	0	2	2	1	2	2		12.02	
8	ChSq1		3.00	1.43	2	3	3	3	2	3	3	3	3		4.43	
9	3Lzq	q	6.49	x -0.76	-2	-2	0	-2	-1	-1	-1	-1	-1		5.73	
10	2A		3.63	x 0.57	1	2	1	1	2	2	2	2	2		4.20	
11	StSq3		3.30	0.61	2	2	3	1	1	2	1	3	2		3.91	
12	CCoSp4		3.50	0.85	2	3	3	2	2	3	2	2	3		4.35	
			<b>61.03</b>												<b>67.43</b>	
Program Components				Factor												
Composition				3.33	7.25	7.50	7.50	7.00	7.50	8.00	7.50	7.75	7.25		7.46	
Presentation				3.33	7.25	7.25	7.25	7.25	7.25	7.50	7.50	7.50	7.25		7.32	
Skating Skills				3.33	7.50	7.50	7.25	6.75	7.25	7.50	7.25	7.75	7.50		7.39	
<b>Judges Total Program Component Score (factored)</b>															<b>73.83</b>	
<b>Deductions:</b>																<b>0.00</b>

## JUDGES DETAILS PER SKATER

### MEN FREE SKATING

Rank	Name	Nation	Starting Number	Total Segment Score	Total Element Score	Total Program Component Score (factored)	Total Deductions								
9	Wesley CHIU	CAN	3	140.08	71.82	68.26	0.00								
#	Executed Elements	Info	Base Value	GOE	J1	J2	J3	J4	J5	J6	J7	J8	J9	Ref.	Scores of Panel
1	3S		4.30	0.25	1	1	0	0	0	2	1	0	1		4.55
2	4T+3T		13.70	1.22	1	1	1	2	2	1	1	2	1		14.92
3	3F		5.30	0.76	1	1	2	2	3	2	1	1	1		6.06
4	3A		8.00	1.26	2	2	2	1	2	1	2	1	1		9.26
5	FSSp4		3.00	0.13	1	0	1	0	2	0	0	1	0		3.13
6	ChSq1		3.00	0.43	1	0	1	2	1	0	1	2	0		3.43
7	3F+SEQ+2A*	*	5.83	x -1.74	-4	-3	-4	-3	-3	-3	-4	-3	-3		4.09
8	3Lz+1Eu+2S		8.47	x 0.25	1	0	1	0	1	0	0	0	1		8.72
9	3Lz		6.49	x 0.76	1	1	2	2	2	1	1	1	1		7.25
10	StSq3		3.30	0.33	2	1	1	1	1	1	1	1	1		3.63
11	CCoSp4		3.50	0.20	1	0	0	1	1	0	1	-1	2		3.70
12	CCSp3		2.80	0.28	1	0	1	1	1	1	2	1	1		3.08
			<b>67.69</b>												<b>71.82</b>
Program Components			Factor												
Composition			3.33	6.75	6.25	6.75	6.75	6.75	6.75	6.00	6.75	7.00	6.75		6.68
Presentation			3.33	6.75	6.00	6.75	6.75	7.00	6.50	7.00	6.50	7.00	6.50	6.50	6.68
Skating Skills			3.33	7.25	6.75	7.00	7.50	6.75	7.00	7.25	7.25	7.25	7.50	7.14	
<b>Judges Total Program Component Score (factored)</b>														<b>68.26</b>	
<b>Deductions:</b>														<b>0.00</b>	

Rank	Name	Nation	Starting Number	Total Segment Score	Total Element Score	Total Program Component Score (factored)	Total Deductions								
10	Koshiro SHIMADA	JPN	7	137.80	66.07	73.73	-2.00								
#	Executed Elements	Info	Base Value	GOE	J1	J2	J3	J4	J5	J6	J7	J8	J9	Ref.	Scores of Panel
1	S		0.00	0.00	-	-	-	-	-	-	-	-	-		0.00
2	4T	F	9.50	-4.75	-5	-5	-5	-5	-5	-5	-5	-5	-5		4.75
3	3A+3T		12.20	1.26	1	2	2	2	3	1	1	1	2		13.46
4	3Flq	F llq	5.30	-2.65	-5	-5	-5	-5	-5	-5	-5	-5	-5		2.65
5	CCoSp4		3.50	0.45	1	1	1	2	1	2	1	1	2		3.95
6	StSq4		3.90	0.72	2	1	2	2	2	2	2	2	1		4.62
7	3A		8.80	x -2.51	-3	-3	-3	-3	-1	-4	-4	-3	-3		6.29
8	3Lz+1Eu+3S		11.77	x -0.08	0	0	0	0	0	-1	-1	0	0		11.69
9	3Lo+2A+SEQ		9.02	x -0.35	-1	0	0	-1	-1	-2	-1	-1	0		8.67
10	CSSp2		2.30	0.30	1	1	2	2	1	1	0	1	2		2.60
11	ChSq1		3.00	1.07	2	1	3	3	2	2	3	2	1		4.07
12	FCSp3		2.80	0.52	2	2	2	2	1	2	2	2	1		3.32
			<b>72.09</b>												<b>66.07</b>
Program Components			Factor												
Composition			3.33	7.50	7.50	7.50	7.50	7.50	7.50	7.25	7.75	7.25	7.50	7.46	
Presentation			3.33	7.25	6.75	7.50	7.00	7.50	6.75	7.00	7.25	7.25	7.25	7.14	
Skating Skills			3.33	7.50	7.00	7.75	7.75	7.75	7.50	7.25	7.50	7.50	7.54		
<b>Judges Total Program Component Score (factored)</b>														<b>73.73</b>	
<b>Deductions:</b>			Falls -2.00 (2)											<b>-2.00</b>	

## JUDGES DETAILS PER SKATER

### MEN FREE SKATING

Rank	Name	Nation	Starting Number	Total Segment Score	Total Element Score	Total Program Component Score (factored)	Total Deductions								
11	Nozomu YOSHIOKA	JPN	6	135.13	64.47	70.66	0.00								
#	Executed Elements	Info	Base Value	GOE	J1	J2	J3	J4	J5	J6	J7	J8	J9	Ref.	Scores of Panel
1	4T		9.50	-0.95	-1	-1	-1	-1	-1	-1	-1	-1	-1		8.55
2	2T		1.30	0.02	0	0	0	0	1	0	1	0	-1		1.32
3	3F!+3T	!	9.50	-1.89	-4	-3	-3	-4	-3	-5	-3	-5	-3		7.61
4	3A		8.00	1.37	2	2	2	1	3	1	2	2	1		9.37
5	FSSp3		2.60	0.15	0	1	1	0	0	1	1	1	0		2.75
6	3A+1Eu+2S		10.78	x -0.80	0	-2	0	0	-1	-2	-2	-2	0		9.98
7	3Lo		5.39	x -1.75	-3	-4	-3	-4	-1	-4	-4	-4	-3		3.64
8	3Lz+2A+SEQ		10.12	x 0.25	1	0	1	0	1	-2	0	0	1		10.37
9	ChSq1		3.00	0.14	1	-1	1	1	-1	0	1	-2	1		3.14
10	StSq2		2.60	0.26	1	1	1	1	1	1	2	1	1		2.86
11	CCSp3		2.80	0.12	0	0	1	1	0	0	1	1	0		2.92
12	CCoSp2V		1.88	0.08	-1	-1	1	1	0	1	1	0	1		1.96
			<b>67.47</b>												<b>64.47</b>
Program Components			Factor												
Composition			3.33	6.50	6.50	7.00	7.25	7.00	7.00	7.00	7.75	7.50	7.00		7.04
Presentation			3.33	6.75	6.50	7.25	7.00	6.75	6.75	7.25	7.25	7.25	6.75		6.93
Skating Skills			3.33	7.25	6.75	7.25	7.00	7.25	7.50	7.50	7.50	7.50	7.00		7.25
<b>Judges Total Program Component Score (factored)</b>														<b>70.66</b>	
<b>Deductions:</b>															<b>0.00</b>

Rank	Name	Nation	Starting Number	Total Segment Score	Total Element Score	Total Program Component Score (factored)	Total Deductions								
12	Donovan CARRILLO	MEX	4	128.32	58.38	69.94	0.00								
#	Executed Elements	Info	Base Value	GOE	J1	J2	J3	J4	J5	J6	J7	J8	J9	Ref.	Scores of Panel
1	S		0.00	0.00	-	-	-	-	-	-	-	-	-		0.00
2	3Aq+3T	q	12.20	-0.91	-2	-1	-1	-2	-1	-1	-1	-1	-1		11.29
3	3Lo		4.90	0.07	0	0	1	0	1	-1	0	0	0		4.97
4	3Aq	q	8.00	-3.66	-4	-3	-5	-5	-4	-5	-5	-5	-4		4.34
5	FCSp3		2.80	-0.08	-1	0	1	2	-1	-1	-1	-1	1		2.72
6	3Lz+2A+2A+SEQ		13.75	x 0.34	0	1	1	1	1	0	0	0	1		14.09
7	2Lz+2T		3.74	x -0.03	0	0	0	-1	0	1	-1	-2	1		3.71
8	ChSq1		3.00	0.07	1	1	0	1	0	-1	1	-1	-1		3.07
9	3S		4.73	x 0.61	1	2	2	1	2	2	0	1	1		5.34
10	StSq2		2.60	0.37	2	2	2	1	2	0	1	1	1		2.97
11	CCoSp3		3.00	0.17	0	1	1	1	1	0	0	0	2		3.17
12	CSSp3		2.60	0.11	0	2	2	0	1	-2	-1	-1	2		2.71
			<b>61.32</b>												<b>58.38</b>
Program Components			Factor												
Composition			3.33	6.75	7.25	7.00	7.00	6.50	7.00	7.00	7.00	6.75	7.00		6.93
Presentation			3.33	7.00	7.00	7.25	7.00	7.00	7.25	7.25	7.25	7.00	7.50		7.11
Skating Skills			3.33	7.00	6.75	7.00	6.50	7.25	7.25	6.75	6.75	6.75	7.25		6.96
<b>Judges Total Program Component Score (factored)</b>														<b>69.94</b>	
<b>Deductions:</b>															<b>0.00</b>

**Legend:**

#	Sequence number	GOE	Grade of Execution	Jx	Judges (x=1-9)	Ref.	Referee
*	Invalid element	<	Under-rotated jump	<<	Downgraded jump		
x	Credit for highlight distribution, base value multiplied by 1.1			!	Not clear edge	F	Fall
q	Jump landed on the quarter						



# 2024 Skate America

October 18 - 20, 2024 Allen, TX / USA



## ICE DANCE

<b>Credit Union of Texas Event Center</b>	19 OCT 2024	13:03	Rhythm Dance
	20 OCT 2024	13:22	Free Dance

Size of Skating Arena:	26m*61m
Ice Conditions:	very good
Number of Entries:	10
Number of Participants:	10

Entry Withdrawn:

<b>Rhythm Dance</b>			
Duration:	2:50 +/- 10 seconds		
Segment Factor:	1.00		
<b>Program Component Factors:</b>	Composition		1.33
	Presentation		1.33
	Skating Skills		1.33

<b>Free Dance</b>			
Duration:	4:00 +/- 10 seconds		
Segment Factor:	1.00		
<b>Program Component Factors:</b>	Composition		2.00
	Presentation		2.00
	Skating Skills		2.00





# 2024 Skate America

October 18 - 20, 2024 Allen, TX / USA



## RESULTS

### ICE DANCE

Pl.	Name	Nation	Total Score	RD	FD
1	Lilah FEAR / Lewis GIBSON	GBR	206.38	1	2
2	Madison CHOCK / Evan BATES	USA	205.63	2	1
3	Olivia SMART / Tim DIECK	ESP	189.44	5	3
4	Diana DAVIS / Gleb SMOLKIN	GEO	187.05	3	4
5	Leah NESET / Artem MARKELOV	USA	179.38	8	5
6	Katerina MRAZKOVA / Daniel MRAZEK	CZE	179.34	7	6
7	Marie-Jade LAURIAULT / Romain le GAC	CAN	174.91	6	7
8	Elizabeth TKACHENKO / Alexei KILIAKOV	ISR	166.94	10	8
9	Annabelle MOROZOV / Jeffrey CHEN	USA	166.73	9	9
10	Alicia FABBRI / Paul AYER	CAN	165.96	4	10

**Ms. Christine HURTH, ISU**  
Referee

**Mr. John MILLIER, ISU**  
Technical Controller

<b>Legend:</b>					
<b>RD</b>	Rhythm Dance	<b>FD</b>	Free Dance	<b>Pl.</b>	Place





# 2024 Skate America

October 18 - 20, 2024 Allen, TX / USA



## PANEL OF JUDGES

### ICE DANCE

#### Officials

Technical Controller	Mr. John MILLIER	ISU
Technical Specialist	Ms. Candice TOWLER-GREEN	ISU
Technical Specialist	Mr. Sergei BARANOV	ISU

#### Judges

Referee	Ms. Christine HURTH	ISU
Judge No. 1	Ms. Yulia LEVSHUNOVA	GEO
Judge No. 2	Mr. Albert ZAYDMAN	ISR
Judge No. 3	Mr. Andre-Marc ALLAIN	CAN
Judge No. 4	Ms. Claudia STAHNKE	GER
Judge No. 5	Mr. Richard KOSINA	CZE
Judge No. 6	Ms. Marta OLOZAGARRE	ESP
Judge No. 7	Ms. Danielle Andrea REY	USA
Judge No. 8	Ms. Chihee RHEE	KOR
Judge No. 9	Mr. Nicholas RUSSELL	GBR

#### Data/Replay Operator

Data Operator	Ms. Marit SILVIUS	ISU
Replay Operator	Mr. Christopher Richard STOKES	ISU



# 2024 Skate America

October 18 - 20, 2024 Allen, TX / USA



## RESULTS

### ICE DANCE RHYTHM DANCE

Pl. Name	Nation	Total Segment Score
1 Lilah FEAR / Lewis GIBSON	GBR	83.56
2 Madison CHOCK / Evan BATES	USA	77.88
3 Diana DAVIS / Gleb SMOLKIN	GEO	73.16
4 Alicia FABBRI / Paul AYER	CAN	71.75
5 Olivia SMART / Tim DIECK	ESP	70.99
6 Marie-Jade LAURIAULT / Romain le GAC	CAN	70.38
7 Katerina MRAZKOVA / Daniel MRAZEK	CZE	70.09
8 Leah NESET / Artem MARKELOV	USA	69.68
9 Annabelle MOROZOV / Jeffrey CHEN	USA	66.57
10 Elizabeth TKACHENKO / Alexei KILIAKOV	ISR	65.13

**Ms. Christine HURTH, ISU**  
Referee

**Mr. John MILLIER, ISU**  
Technical Controller



# 2024 Skate America

October 18 - 20, 2024 Allen, TX / USA



## JUDGES DETAILS PER SKATER

### ICE DANCE RHYTHM DANCE

Rank	Name	Nation	Starting Number	Total Segment Score	Total Element Score	Total Program Component Score (factored)		Total Deductions							
1	Lilah FEAR / Lewis GIBSON	GBR	10	83.56	47.23	36.33		0.00							
#	Executed Elements	Info	Base Value	GOE	J1	J2	J3	J4	J5	J6	J7	J8	J9	Ref.	Scores of Panel
1	SqTwW3+SqTwM4		6.97	2.06	3	3	3	2	2	2	2	3	3		9.03
2	PSt3		8.70	2.87	3	2	3	3	3	2	2	4	2		11.57
3	MiStW2+MiStM3		7.83	3.29	3	4	3	3	3	3	3	4	3		11.12
4	ChRS1		2.00	6.00	4	4	5	4	4	3	3	4	5		8.00
5	RoLi4		5.45	2.06	5	5	4	4	4	4	4	4	5		7.51
			<b>30.95</b>												<b>47.23</b>
Program Components			Factor												
Composition			1.33	9.25	9.25	9.00	9.25	9.50	8.75	9.00	9.00	9.25			9.14
Presentation			1.33	9.25	9.50	9.50	9.00	9.25	8.75	9.00	9.00	9.50			9.21
Skating Skills			1.33	9.00	9.25	9.25	8.75	9.00	8.50	8.75	8.75	9.25			8.96
<b>Judges Total Program Component Score (factored)</b>														<b>36.33</b>	
<b>Deductions:</b>															<b>0.00</b>

Rank	Name	Nation	Starting Number	Total Segment Score	Total Element Score	Total Program Component Score (factored)		Total Deductions							
2	Madison CHOCK / Evan BATES	USA	9	77.88	42.49	36.39		-1.00							
#	Executed Elements	Info	Base Value	GOE	J1	J2	J3	J4	J5	J6	J7	J8	J9	Ref.	Scores of Panel
1	SqTwW4+SqTwM4		7.34	2.74	4	4	3	4	3	3	3	4	3		10.08
2	ChRS1	F	2.00	-1.20	-3	-3	-3	-3	-3	-3	-3	-5	-3		0.80
3	MiStW4+MiStM4		8.96	3.44	3	4	3	3	3	3	4	4	2		12.40
4	PSt3		8.70	3.35	3	3	3	3	3	3	3	4	2		12.05
5	RoLi4		5.45	1.71	4	5	3	4	4	4	3	3	3		7.16
			<b>32.45</b>												<b>42.49</b>
Program Components			Factor												
Composition			1.33	9.00	9.25	9.25	9.00	9.25	9.00	9.50	9.25	9.25			9.18
Presentation			1.33	9.25	9.25	9.00	8.75	9.00	9.25	9.50	8.75	9.25			9.11
Skating Skills			1.33	9.00	9.50	8.75	9.00	9.00	8.75	9.25	9.00	9.50			9.07
<b>Judges Total Program Component Score (factored)</b>														<b>36.39</b>	
<b>Deductions:</b>								Falls	-1.00 (1)						<b>-1.00</b>

Rank	Name	Nation	Starting Number	Total Segment Score	Total Element Score	Total Program Component Score (factored)		Total Deductions							
3	Diana DAVIS / Gleb SMOLKIN	GEO	3	73.16	40.76	32.40		0.00							
#	Executed Elements	Info	Base Value	GOE	J1	J2	J3	J4	J5	J6	J7	J8	J9	Ref.	Scores of Panel
1	MiStW3+MiStM3		8.20	2.38	3	3	3	2	2	1	2	2	2		10.58
2	SqTwW4+SqTwM4		7.34	1.60	2	2	2	3	2	1	2	2	2		8.94
3	PSt2		7.95	1.76	2	2	2	1	1	1	1	2	2		9.71
4	ChRS1		2.00	2.57	2	3	3	2	2	0	1	1	1		4.57
5	RoLi4		5.45	1.51	3	4	3	3	3	3	3	3	4		6.96
			<b>30.94</b>												<b>40.76</b>
Program Components			Factor												
Composition			1.33	8.25	8.75	8.50	8.50	8.25	7.50	8.25	7.75	8.00			8.21
Presentation			1.33	8.25	8.75	8.50	8.00	8.00	7.00	8.00	7.75	8.25			8.11
Skating Skills			1.33	8.00	8.50	8.25	7.75	8.00	7.75	8.25	7.50	8.25			8.04
<b>Judges Total Program Component Score (factored)</b>														<b>32.40</b>	
<b>Deductions:</b>															<b>0.00</b>





# 2024 Skate America

October 18 - 20, 2024 Allen, TX / USA



## JUDGES DETAILS PER SKATER

### ICE DANCE RHYTHM DANCE

Rank	Name	Nation	Starting Number	Total Segment Score	Total Element Score	Total Program Component Score (factored)	Total Deductions								
4	Alicia FABBRI / Paul AYER	CAN	2	71.75	40.40	31.35	0.00								
#	Executed Elements	Info	Base Value	GOE	J1	J2	J3	J4	J5	J6	J7	J8	J9	Ref.	Scores of Panel
1	SqTwW4+SqTwM4		7.34	2.17	3	3	2	3	3	3	2	3	2		9.51
2	DiStW2+DiStM2		7.46	2.08	2	2	2	2	2	2	3	2	0		9.54
3	PSt2		7.95	1.92	2	2	2	1	2	2	1	2	-1		9.87
4	RoLi4		5.45	0.82	2	2	2	1	1	2	2	3	0		6.27
5	ChRS1		2.00	3.21	2	2	3	3	2	2	2	2	2		5.21
			<b>30.20</b>												<b>40.40</b>
Program Components			Factor												
Composition			1.33	8.00	8.00	8.00	8.00	8.00	8.00	8.00	8.25	7.75	6.50		7.96
Presentation			1.33	8.00	8.00	8.25	7.50	7.75	7.50	8.00	7.75	6.25		7.79	
Skating Skills			1.33	7.75	8.25	7.75	7.75	7.75	7.75	8.25	7.75	7.00		7.82	
<b>Judges Total Program Component Score (factored)</b>														<b>31.35</b>	
<b>Deductions:</b>														<b>0.00</b>	
Violation of choreo restrictions			(1 of 10)												

Rank	Name	Nation	Starting Number	Total Segment Score	Total Element Score	Total Program Component Score (factored)	Total Deductions								
5	Olivia SMART / Tim DIECK	ESP	4	70.99	38.25	32.74	0.00								
#	Executed Elements	Info	Base Value	GOE	J1	J2	J3	J4	J5	J6	J7	J8	J9	Ref.	Scores of Panel
1	SqTwW3+SqTwM4		6.97	1.37	2	2	1	2	2	2	1	2	1		8.34
2	PSt1		7.45	1.76	2	2	1	2	2	1	0	2	1		9.21
3	MiStW3+MiStM2		7.83	2.53	2	3	2	3	2	3	2	3	1		10.36
4	CuLi4		5.45	0.96	1	2	3	2	2	2	1	3	2		6.41
5	ChRS1	!	2.00	1.93	2	-1	0	2	1	4	2	0	2		3.93
			<b>29.70</b>												<b>38.25</b>
Program Components			Factor												
Composition			1.33	7.75	8.25	8.00	8.50	8.25	8.50	8.00	8.00	8.00	8.25		8.18
Presentation			1.33	8.00	8.50	8.25	8.25	8.25	7.75	8.50	8.50	8.00	8.50		8.29
Skating Skills			1.33	7.75	8.25	8.25	8.25	8.25	8.00	8.00	8.25	8.00	8.25		8.14
<b>Judges Total Program Component Score (factored)</b>														<b>32.74</b>	
<b>Deductions:</b>														<b>0.00</b>	



## JUDGES DETAILS PER SKATER

### ICE DANCE RHYTHM DANCE

Rank	Name	Nation	Starting Number	Total Segment Score	Total Element Score	Total Program Component Score (factored)	Total Deductions
6	Marie-Jade LAURIAULT / Romain le GAC	CAN	8	70.38	36.74	33.64	0.00

#	Executed Elements	Info	Base Value	GOE	J1	J2	J3	J4	J5	J6	J7	J8	J9	Ref.	Scores of Panel
1	ChRS1		2.00	3.64	2	3	3	2	2	3	3	2	2		5.64
2	MiStW1+MiStM2		7.21	2.38	2	2	2	2	2	3	3	3	2		9.59
3	SqTwW4+SqTwM4		7.34	1.60	2	2	2	3	2	2	2	2	2		8.94
4	PStB		5.00	1.29	2	2	2	1	2	1	1	2	3		6.29
5	RoLi3		4.70	1.58	3	4	3	3	3	3	3	4	4		6.28
			<b>26.25</b>												<b>36.74</b>
<b>Program Components</b>			<b>Factor</b>												
Composition			1.33	8.00	8.50	8.50	8.25	8.25	8.50	8.50	8.50	8.50	8.75		8.43
Presentation			1.33	8.75	8.50	8.75	8.00	8.25	8.25	8.75	8.25	8.75	8.25	8.75	8.50
Skating Skills			1.33	8.25	8.50	8.50	8.25	8.25	8.00	8.50	8.25	8.50	8.25	8.50	8.36
<b>Judges Total Program Component Score (factored)</b>			<b>33.64</b>												

Deductions:		Total Deductions
Costume/Prop violation	(1 of 10)	0.00

Rank	Name	Nation	Starting Number	Total Segment Score	Total Element Score	Total Program Component Score (factored)	Total Deductions
7	Katerina MRAZKOVA / Daniel MRAZEK	CZE	7	70.09	37.45	32.64	0.00

#	Executed Elements	Info	Base Value	GOE	J1	J2	J3	J4	J5	J6	J7	J8	J9	Ref.	Scores of Panel
1	ChRS1		2.00	1.50	1	3	0	1	2	1	1	1	0		3.50
2	MiStW2+MiStM2		7.46	2.99	3	3	3	3	3	3	3	2	0		10.45
3	SqTwW3+SqTwM3		6.60	1.60	2	3	2	3	2	1	2	2	1		8.20
4	PSt1		7.45	1.44	1	1	2	2	2	0	1	2	0		8.89
5	RoLi4		5.45	0.96	1	3	2	2	3	2	2	2	1		6.41
			<b>28.96</b>												<b>37.45</b>
<b>Program Components</b>			<b>Factor</b>												
Composition			1.33	7.75	8.25	8.50	8.50	8.50	8.00	8.00	7.75	7.25		8.11	
Presentation			1.33	8.25	8.50	8.25	8.25	8.50	7.75	8.25	8.00	7.50		8.18	
Skating Skills			1.33	7.75	8.50	8.00	8.50	8.50	8.25	8.50	8.00	8.00		8.25	
<b>Judges Total Program Component Score (factored)</b>			<b>32.64</b>												

Deductions:		Total Deductions
		0.00

Rank	Name	Nation	Starting Number	Total Segment Score	Total Element Score	Total Program Component Score (factored)	Total Deductions
8	Leah NESET / Artem MARKELOV	USA	6	69.68	39.35	31.33	-1.00

#	Executed Elements	Info	Base Value	GOE	J1	J2	J3	J4	J5	J6	J7	J8	J9	Ref.	Scores of Panel
1	DiStW3+DiStM3		8.20	1.63	2	2	1	2	1	2	1	3	1		9.83
2	PSt2		7.95	1.28	2	2	1	0	1	1	1	2	0		9.23
3	SqTwW3+SqTwM4		6.97	0.57	1	1	1	0	1	0	0	1	2		7.54
4	ChRS1		2.00	3.86	3	3	3	2	2	2	2	4	3		5.86
5	RoLi4		5.45	1.44	2	4	2	4	3	2	3	4	3		6.89
			<b>30.57</b>												<b>39.35</b>
<b>Program Components</b>			<b>Factor</b>												
Composition			1.33	8.00	8.25	7.75	7.75	7.75	8.00	7.75	8.25	7.75		7.89	
Presentation			1.33	8.00	8.25	8.00	7.50	7.50	8.00	7.75	8.50	8.25		7.96	
Skating Skills			1.33	7.50	8.00	7.50	8.00	7.50	7.75	7.50	8.00	7.75		7.71	
<b>Judges Total Program Component Score (factored)</b>			<b>31.33</b>												

Deductions:		Total Deductions
Music tempo	-1.00	-1.00

## JUDGES DETAILS PER SKATER

### ICE DANCE RHYTHM DANCE

Rank	Name	Nation	Starting Number	Total Segment Score	Total Element Score	Total Program Component Score (factored)	Total Deductions
9	Annabelle MOROZOV / Jeffrey CHEN	USA	1	66.57	36.73	29.84	0.00

#	Executed Elements	Info	Base Value	GOE	J1	J2	J3	J4	J5	J6	J7	J8	J9	Ref.	Scores of Panel	
1	PSt1		7.45	0.80	1	1	1	0	0	1	2	1	0		8.25	
2	SqTwW4+SqTwM4		7.34	1.49	2	2	2	2	2	1	2	2	1		8.83	
3	MiStW2+MiStM3		7.83	1.63	1	2	2	1	1	2	2	2	1		9.46	
4	ChRS1		2.00	1.71	1	2	1	1	1	1	1	2	1		3.71	
5	RoLi4		5.45	1.03	2	3	2	2	2	2	2	3	1		6.48	
			<b>30.07</b>												<b>36.73</b>	
<b>Program Components</b>			<b>Factor</b>													
Composition			1.33	7.50	7.75	7.50	7.50	7.50	7.50	7.25	8.00	7.50	7.25		7.50	
Presentation			1.33	7.50	8.00	7.50	7.00	7.25	7.50	8.00	7.50	7.50			7.54	
Skating Skills			1.33	7.50	7.75	7.25	7.25	7.25	7.00	7.75	7.50	7.25			7.39	
<b>Judges Total Program Component Score (factored)</b>																<b>29.84</b>

**Deductions:** 0.00

Rank	Name	Nation	Starting Number	Total Segment Score	Total Element Score	Total Program Component Score (factored)	Total Deductions
10	Elizabeth TKACHENKO / Alexei KILIAKOV	ISR	5	65.13	35.58	29.55	0.00

#	Executed Elements	Info	Base Value	GOE	J1	J2	J3	J4	J5	J6	J7	J8	J9	Ref.	Scores of Panel	
1	SqTwW4+SqTwM4		7.34	0.23	0	1	1	0	0	-1	0	1	0		7.57	
2	CuLi4		5.45	0.89	2	3	2	2	2	0	1	2	2		6.34	
3	PSt2		7.95	0.32	1	1	0	0	0	-2	-1	2	1		8.27	
4	DiStW3+DiStM3		8.20	1.49	1	2	2	2	1	1	1	3	0		9.69	
5	ChRS1		2.00	1.71	1	2	1	1	2	0	0	2	1		3.71	
			<b>30.94</b>												<b>35.58</b>	
<b>Program Components</b>			<b>Factor</b>													
Composition			1.33	7.50	7.75	7.25	7.75	7.50	7.25	7.25	7.50	6.75			7.43	
Presentation			1.33	7.25	7.75	7.50	7.25	7.50	7.00	7.00	8.00	7.25			7.36	
Skating Skills			1.33	7.25	7.75	7.25	7.50	7.50	7.50	7.25	7.75	7.25			7.43	
<b>Judges Total Program Component Score (factored)</b>																<b>29.55</b>

**Deductions:** 0.00

Legend:							
#	Sequence number	GOE	Grade of Execution	Jx	Judges (x=1-9)	Ref.	Referee
!	Element does not fulfill all requirements	F	Fall				



# 2024 Skate America

October 18 - 20, 2024 Allen, TX / USA



## RESULTS

### ICE DANCE FREE DANCE

Pl.	Name	Nation	Total Segment Score
1	Madison CHOCK / Evan BATES	USA	127.75
2	Lilah FEAR / Lewis GIBSON	GBR	122.82
3	Olivia SMART / Tim DIECK	ESP	118.45
4	Diana DAVIS / Gleb SMOLKIN	GEO	113.89
5	Leah NESET / Artem MARKELOV	USA	109.70
6	Katerina MRAZKOVA / Daniel MRAZEK	CZE	109.25
7	Marie-Jade LAURIAULT / Romain le GAC	CAN	104.53
8	Elizabeth TKACHENKO / Alexei KILIAKOV	ISR	101.81
9	Annabelle MOROZOV / Jeffrey CHEN	USA	100.16
10	Alicia FABBRI / Paul AYER	CAN	94.21

**Ms. Christine HURTH, ISU**  
Referee

**Mr. John MILLIER, ISU**  
Technical Controller

## JUDGES DETAILS PER SKATER

### ICE DANCE FREE DANCE

Rank	Name	Nation	Starting Number	Total Segment Score	Total Element Score	Total Program Component Score (factored)	Total Deductions
1	Madison CHOCK / Evan BATES	USA	9	127.75	71.39	56.36	0.00

#	Executed Elements	Info	Base Value	GOE	J1	J2	J3	J4	J5	J6	J7	J8	J9	Ref.	Scores of Panel	
1	RoLi4		5.45	1.92	4	4	4	5	4	4	4	4	3		7.37	
2	ChSp1		1.10	3.32	4	4	4	3	4	4	4	4	4		4.42	
3	SyTwW4+SyTwM4		6.84	2.18	3	3	3	3	3	3	3	4	3		9.02	
4	DSP4		6.00	1.85	3	2	3	4	4	3	3	4	3		7.85	
5	OFTW4+OFTM3		6.47	2.28	3	3	3	4	3	3	3	4	2		8.75	
6	CiStW3+CiStM3		8.20	3.29	3	3	3	3	4	2	3	4	3		11.49	
7	ChTw1		1.10	3.20	5	5	4	4	4	3	4	3	3		4.30	
8	CuLi4		5.45	1.65	4	5	3	4	3	3	3	4	2		7.10	
9	ChSt1		1.10	3.44	5	4	5	4	4	4	4	4	4		4.54	
10	StaLi3		4.70	1.85	4	4	3	5	3	3	4	5	4		6.55	
			<b>46.41</b>												<b>71.39</b>	
<b>Program Components</b>				<b>Factor</b>												
Composition				2.00	9.50	9.50	9.25	9.50	9.50	9.50	9.50	9.25	9.25			9.43
Presentation				2.00	9.50	9.50	9.25	9.25	9.50	9.50	9.75	9.25	9.25			9.39
Skating Skills				2.00	9.25	9.25	9.25	9.50	9.50	9.00	9.50	9.25	9.50			9.36
<b>Judges Total Program Component Score (factored)</b>																<b>56.36</b>

<b>Deductions:</b>	<b>0.00</b>
--------------------	-------------

Rank	Name	Nation	Starting Number	Total Segment Score	Total Element Score	Total Program Component Score (factored)	Total Deductions
2	Lilah FEAR / Lewis GIBSON	GBR	10	122.82	67.90	54.92	0.00

#	Executed Elements	Info	Base Value	GOE	J1	J2	J3	J4	J5	J6	J7	J8	J9	Ref.	Scores of Panel	
1	ChSp1		1.10	2.61	3	3	3	3	3	3	2	4	4		3.71	
2	SeStW2+SeStM3		7.83	2.99	3	3	3	3	3	1	1	4	4		10.82	
3	SyTwW4+SyTwM4		6.84	2.49	4	4	3	4	3	3	3	4	3		9.33	
4	SILi3+RoLi3		9.40	3.02	4	4	2	4	2	3	2	3	4		12.42	
5	DSP4		6.00	1.53	3	3	3	2	3	2	2	4	3		7.53	
6	ChTw1		1.10	3.08	4	4	4	4	3	3	2	4	4		4.18	
7	OFTW2+OFTM3		5.72	2.18	3	3	3	3	3	2	3	4	3		7.90	
8	ChSt1		1.10	3.68	5	5	5	4	4	4	4	4	5		4.78	
9	StaLi4		5.45	1.78	4	4	4	4	4	3	2	3	5		7.23	
			<b>44.54</b>												<b>67.90</b>	
<b>Program Components</b>				<b>Factor</b>												
Composition				2.00	9.25	9.25	9.25	9.25	9.25	9.00	9.00	9.25	9.25			9.21
Presentation				2.00	9.50	9.50	9.50	9.00	9.25	9.00	8.75	9.00	9.50			9.25
Skating Skills				2.00	9.00	9.25	8.75	9.00	9.00	8.75	9.00	9.00	9.25			9.00
<b>Judges Total Program Component Score (factored)</b>																<b>54.92</b>

<b>Deductions:</b>	<b>0.00</b>
--------------------	-------------

## JUDGES DETAILS PER SKATER

### ICE DANCE FREE DANCE

Rank	Name	Nation	Starting Number	Total Segment Score	Total Element Score	Total Program Component Score (factored)	Total Deductions
3	Olivia SMART / Tim DIECK	ESP	6	118.45	66.15	52.30	0.00

#	Executed Elements	Info	Base Value	GOE	J1	J2	J3	J4	J5	J6	J7	J8	J9	Ref.	Scores of Panel	
1	StaLi4+RoLi4		10.90	3.70	4	4	3	4	3	4	4	4	4		14.60	
2	OFTW2+OFTM2		5.34	2.18	3	3	3	3	2	3	3	3	3		7.52	
3	ChSp1		1.10	2.25	3	3	3	3	2	4	2	1	3		3.35	
4	SyTwW4+SyTwM4		6.84	2.18	3	3	3	3	2	3	3	3	3		9.02	
5	DSp4		6.00	1.45	3	2	2	3	3	2	2	3	3		7.45	
6	SILi4		5.45	1.71	4	4	4	4	3	4	2	3	3		7.16	
7	MiStW1+MiStM1		6.96	2.08	2	2	2	2	2	2	2	1	3		9.04	
8	ChLi1		1.10	2.85	4	4	3	4	3	3	3	3	5		3.95	
9	ChSt1		1.10	2.96	3	4	4	4	3	4	3	3	4		4.06	
			<b>44.79</b>												<b>66.15</b>	
<b>Program Components</b>			<b>Factor</b>													
Composition			2.00	8.50	8.75	9.25	9.00	9.00	9.00	8.75	8.25	9.00				8.86
Presentation			2.00	8.75	8.50	8.75	8.75	9.00	9.00	8.75	8.25	9.00				8.79
Skating Skills			2.00	8.00	8.50	8.50	8.75	8.75	8.75	8.50	8.00	8.50				8.50
<b>Judges Total Program Component Score (factored)</b>															<b>52.30</b>	

**Deductions:** 0.00

Rank	Name	Nation	Starting Number	Total Segment Score	Total Element Score	Total Program Component Score (factored)	Total Deductions
4	Diana DAVIS / Gleb SMOLKIN	GEO	8	113.89	63.39	50.50	0.00

#	Executed Elements	Info	Base Value	GOE	J1	J2	J3	J4	J5	J6	J7	J8	J9	Ref.	Scores of Panel	
1	StaLi3+RoLi4		10.15	3.57	4	4	4	3	4	3	3	4	4		13.72	
2	OFTW2+OFTM3		5.72	1.87	3	3	3	2	3	2	2	2	3		7.59	
3	SyTwW2+SyTwM3		5.72	1.35	2	2	2	2	2	1	2	1	2		7.07	
4	ChSl1		1.10	2.25	4	3	3	2	2	3	4	2	2		3.35	
5	DSp4		6.00	1.61	3	3	3	3	2	3	3	3	2		7.61	
6	CuLi4		5.45	1.30	3	4	3	3	2	2	2	3	3		6.75	
7	DiStW2+DiStM3		7.83	2.53	3	3	3	2	3	2	2	2	2		10.36	
8	ChLi1		1.10	2.49	4	4	3	2	3	1	2	3	4		3.59	
9	ChSt1		1.10	2.25	3	3	2	3	2	2	3	3	3		3.35	
			<b>44.17</b>												<b>63.39</b>	
<b>Program Components</b>			<b>Factor</b>													
Composition			2.00	8.50	8.75	8.50	8.75	8.50	8.50	8.00	8.00	8.50	7.75			8.46
Presentation			2.00	8.50	8.75	8.50	8.25	8.25	8.00	8.50	8.25	8.25				8.36
Skating Skills			2.00	8.50	8.50	8.75	8.50	8.50	8.25	8.00	8.50	8.25				8.43
<b>Judges Total Program Component Score (factored)</b>															<b>50.50</b>	

**Deductions:** 0.00

## JUDGES DETAILS PER SKATER

### ICE DANCE FREE DANCE

Rank	Name	Nation	Starting Number	Total Segment Score	Total Element Score	Total Program Component Score (factored)	Total Deductions
5	Leah NESET / Artem MARKELOV	USA	3	109.70	62.42	47.28	0.00

#	Executed Elements	Info	Base Value	GOE	J1	J2	J3	J4	J5	J6	J7	J8	J9	Ref.	Scores of Panel	
1	OFTW3+OFTM3		6.10	1.46	2	2	2	2	2	2	2	3	1		7.56	
2	StaLi4		5.45	1.44	4	3	2	3	3	3	3	3	3		6.89	
3	ChSi1		1.10	1.90	3	3	2	2	2	2	2	3	2		3.00	
4	SILi4+RoLi4		10.90	2.88	3	3	3	3	2	3	3	3	4		13.78	
5	SyTwW3+SyTwM3		6.10	1.46	2	2	2	2	2	1	2	2	2		7.56	
6	DiStW3+DiStM3		8.20	1.63	2	2	2	1	1	1	2	3	0		9.83	
7	DSP4		6.00	1.45	3	3	2	2	2	3	2	3	3		7.45	
8	ChSt1		1.10	1.90	3	2	2	2	2	2	2	3	3		3.00	
9	ChLi1		1.10	2.25	3	2	2	3	2	3	3	3	3		3.35	
			<b>46.05</b>												<b>62.42</b>	
<b>Program Components</b>			<b>Factor</b>													
Composition			2.00	8.00	8.00	8.00	8.00	7.75	7.50	8.25	8.00	7.00				7.89
Presentation			2.00	7.75	8.25	7.75	7.75	7.75	7.25	8.25	8.00	8.25				7.93
Skating Skills			2.00	7.50	8.00	8.00	8.25	7.75	7.75	7.75	7.75	7.75				7.82
<b>Judges Total Program Component Score (factored)</b>																<b>47.28</b>

<b>Deductions:</b>																<b>0.00</b>
Music requirements violation				(1 of 10)												

Rank	Name	Nation	Starting Number	Total Segment Score	Total Element Score	Total Program Component Score (factored)	Total Deductions
6	Katerina MRAZKOVA / Daniel MRAZEK	CZE	4	109.25	61.45	48.80	-1.00

#	Executed Elements	Info	Base Value	GOE	J1	J2	J3	J4	J5	J6	J7	J8	J9	Ref.	Scores of Panel	
1	StaLi4		5.45	1.23	3	3	2	3	3	2	2	2	3		6.68	
2	OFTW1+OFTM2		5.09	1.46	3	3	2	1	2	2	2	2	1		6.55	
3	SeStW1+SeStM1		6.96	2.38	3	2	2	2	3	2	3	2	1		9.34	
4	ChHy1		1.10	2.37	3	3	3	1	3	3	3	2	3		3.47	
5	DSP4		6.00	1.45	3	3	1	2	3	2	2	3	3		7.45	
6	CuLi4+RoLi4	>	10.90	2.33	3	3	2	3	3	2	2	2	1		13.23	
7	SyTwW4+SyTwM4		6.84	1.66	3	3	3	2	3	2	1	2	1		8.50	
8	ChSt1		1.10	2.25	4	3	3	2	3	2	2	3	3		3.35	
9	ChLi1		1.10	1.78	2	3	2	2	2	2	1	3	2		2.88	
			<b>44.54</b>												<b>61.45</b>	
<b>Program Components</b>			<b>Factor</b>													
Composition			2.00	8.00	8.25	8.25	8.25	8.75	7.50	8.00	7.75	7.75				8.04
Presentation			2.00	8.25	8.50	8.25	8.00	8.50	7.50	8.00	7.75	8.00				8.11
Skating Skills			2.00	8.00	8.50	8.25	8.50	8.50	8.00	8.25	7.75	8.25				8.25
<b>Judges Total Program Component Score (factored)</b>																<b>48.80</b>

<b>Deductions:</b>	Extended lifts	-1.00														<b>-1.00</b>
Violation of choreo restrictions			(1 of 10)													

## JUDGES DETAILS PER SKATER

### ICE DANCE FREE DANCE

Rank	Name	Nation	Starting Number	Total Segment Score	Total Element Score	Total Program Component Score (factored)	Total Deductions
7	Marie-Jade LAURIAULT / Romain le GAC	CAN	5	104.53	57.11	47.42	0.00

#	Executed Elements	Info	Base Value	GOE	J1	J2	J3	J4	J5	J6	J7	J8	J9	Ref.	Scores of Panel	
1	RoLi2		3.95	0.00	0	1	-1	-1	-1	0	1	0	1		3.95	
2	StaLi4		5.45	1.17	3	3	2	3	2	2	2	2	3		6.62	
3	OFTW2+OFTM3		5.72	1.56	3	3	2	2	2	2	1	2	2		7.28	
4	SyTwW3+SyTwM4		6.47	1.04	2	2	2	1	1	1	2	1	1		7.51	
5	SILi3		4.70	1.17	3	3	3	2	2	2	2	3	1		5.87	
6	DSP4		6.00	0.89	2	2	1	1	1	2	1	2	3		6.89	
7	MiStW2+MiStM3		7.83	1.93	1	2	2	2	1	2	2	2	2		9.76	
8	ChSt1		1.10	2.37	3	3	3	2	2	3	3	3	4		3.47	
9	ChLi1		1.10	0.83	3	2	0	0	0	2	0	0	3		1.93	
10	ChSp1		1.10	2.73	3	4	3	3	3	4	2	3	4		3.83	
			<b>43.42</b>												<b>57.11</b>	
<b>Program Components</b>			<b>Factor</b>													
	Composition		2.00	8.50	8.50	8.25	8.00	8.00	8.25	8.00	7.50	8.50			8.21	
	Presentation		2.00	8.50	8.50	7.75	7.25	7.50	7.75	7.50	6.75	8.00			7.75	
	Skating Skills		2.00	8.00	8.25	7.75	7.50	7.75	8.00	7.50	7.25	7.75			7.75	
<b>Judges Total Program Component Score (factored)</b>																<b>47.42</b>

<b>Deductions:</b>															<b>0.00</b>
--------------------	--	--	--	--	--	--	--	--	--	--	--	--	--	--	-------------

Rank	Name	Nation	Starting Number	Total Segment Score	Total Element Score	Total Program Component Score (factored)	Total Deductions
8	Elizabeth TKACHENKO / Alexei KILIAKOV	ISR	1	101.81	57.03	44.78	0.00

#	Executed Elements	Info	Base Value	GOE	J1	J2	J3	J4	J5	J6	J7	J8	J9	Ref.	Scores of Panel	
1	ChSp1		1.10	1.42	1	2	2	1	1	2	2	2	3		2.52	
2	OFTW2+OFTM3		5.72	1.04	1	2	2	2	1	1	1	2	1		6.76	
3	DiStW2+DiStM3		7.83	1.63	1	2	2	1	0	2	2	3	1		9.46	
4	RoLi4		5.45	0.82	2	3	2	1	2	2	1	2	1		6.27	
5	DSP4		6.00	0.32	0	2	1	0	1	-2	0	1	1		6.32	
6	SyTwW4+SyTwM4		6.84	1.14	1	2	2	2	2	1	1	2	1		7.98	
7	CuLi4+StaLi4		10.90	1.65	2	3	2	2	2	1	1	1	2		12.55	
8	ChSt1		1.10	1.07	1	2	2	1	1	1	1	2	1		2.17	
9	ChSl1		1.10	1.90	2	3	3	1	2	2	2	2	3		3.00	
			<b>46.04</b>												<b>57.03</b>	
<b>Program Components</b>			<b>Factor</b>													
	Composition		2.00	7.50	7.75	7.75	7.50	7.50	7.25	7.50	7.75	7.25			7.54	
	Presentation		2.00	7.50	8.00	7.50	7.00	7.50	7.50	7.50	7.75	7.00			7.46	
	Skating Skills		2.00	7.25	7.75	7.50	7.25	7.25	7.25	7.75	7.50	7.25			7.39	
<b>Judges Total Program Component Score (factored)</b>																<b>44.78</b>

<b>Deductions:</b>	Music requirements violation	(1 of 10)													<b>0.00</b>
--------------------	------------------------------	-----------	--	--	--	--	--	--	--	--	--	--	--	--	-------------

## JUDGES DETAILS PER SKATER

### ICE DANCE FREE DANCE

Rank	Name	Nation	Starting Number	Total Segment Score	Total Element Score	Total Program Component Score (factored)	Total Deductions
9	Annabelle MOROZOV / Jeffrey CHEN	USA	2	100.16	55.80	45.36	-1.00

#	Executed Elements	Info	Base Value	GOE	J1	J2	J3	J4	J5	J6	J7	J8	J9	Ref.	Scores of Panel
1	StaLi4		5.45	1.03	3	3	2	1	2	2	2	0	3		6.48
2	OFTW2+OFTM3		5.72	1.25	2	1	1	1	2	2	2	2	2		6.97
3	SyTwW3+SyTwM4		6.47	0.52	1	1	0	0	0	1	2	2	0		6.99
4	CuLi4		5.45	1.03	3	3	2	0	1	3	2	1	3		6.48
5	DSp4		6.00	1.13	2	3	2	2	1	2	2	2	2		7.13
6	CiStW2+CiStM3		7.83	1.34	2	1	2	1	2	0	1	1	1		9.17
7	RoLi4	>	5.45	0.69	3	2	0	2	2	1	1	1	1		6.14
8	ChSp1	!	1.10	1.42	2	2	2	1	2	1	2	2	1		2.52
9	ChSt1		1.10	-0.06	0	0	2	-1	-1	0	0	-1	0		1.04
10	ChLi1		1.10	1.78	3	2	2	2	2	2	2	3	1		2.88
			<b>45.67</b>											<b>55.80</b>	
<b>Program Components</b>			<b>Factor</b>												
Composition			2.00	7.75	7.75	7.50	7.75	7.75	7.50	7.75	7.75	7.75	7.25		7.68
Presentation			2.00	7.50	7.75	7.75	7.25	7.50	7.00	7.75	7.25	7.50			7.50
Skating Skills			2.00	7.25	7.50	7.75	7.50	7.50	7.50	8.00	7.25	7.50			7.50
<b>Judges Total Program Component Score (factored)</b>													<b>45.36</b>		

<b>Deductions:</b>	Extended lifts	-1.00	-1.00
--------------------	----------------	-------	-------

Rank	Name	Nation	Starting Number	Total Segment Score	Total Element Score	Total Program Component Score (factored)	Total Deductions
10	Alicia FABBRI / Paul AYER	CAN	7	94.21	49.21	46.00	-1.00

#	Executed Elements	Info	Base Value	GOE	J1	J2	J3	J4	J5	J6	J7	J8	J9	Ref.	Scores of Panel
1	CuLi4+CuLi3		10.15	2.47	3	3	2	3	3	2	2	3	2		12.62
2	OFTW3+OFTM2		5.72	1.14	2	1	2	2	2	1	2	1	1		6.86
3	SyTwW+SyTwM3	F	3.05	-1.45	-4	-4	-3	-5	-4	-4	-4	-4	-4		1.60
4	DSp4		6.00	0.72	2	1	2	1	1	1	1	3	1		6.72
5	ChSp1		1.10	1.66	2	2	3	2	2	1	2	3	1		2.76
6	DiStW2+DiStM2		7.46	1.34	2	1	2	1	2	0	3	1	0		8.80
7	RoLi3		4.70	0.82	2	2	2	1	2	1	2	2	0		5.52
8	ChSl1		1.10	0.83	1	1	2	2	2	0	0	0	1		1.93
9	ChSt1		1.10	1.30	2	1	3	2	2	0	2	1	1		2.40
			<b>40.38</b>											<b>49.21</b>	
<b>Program Components</b>			<b>Factor</b>												
Composition			2.00	7.75	7.75	8.25	8.00	8.25	7.50	8.25	7.25	7.25			7.82
Presentation			2.00	7.75	7.50	8.00	7.25	7.50	7.25	8.00	7.00	7.25			7.50
Skating Skills			2.00	7.50	7.75	8.00	7.75	7.75	7.50	8.00	7.25	7.50			7.68
<b>Judges Total Program Component Score (factored)</b>													<b>46.00</b>		

<b>Deductions:</b>	Falls	-1.00 (1)	-1.00
--------------------	-------	-----------	-------

Music requirements violation	(1 of 10)	
------------------------------	-----------	--

<b>Legend:</b>							
#	Sequence number	GOE	Grade of Execution	Jx	Judges (x=1-9)	Ref.	Referee
!	Element does not fulfill all requirements	>	Extended Dance Lift	F	Fall		



# 2024 Skate America

October 18 - 20, 2024 Allen, TX / USA



## CLOSING LETTER

On behalf of U.S. Figure Skating, it was a pleasure to host the 2024 Skate America in Allen, Texas, October 19-21, 2024. We hope you enjoyed your time in Allen, Texas and at 2024 Skate America.

We wish all athletes and federations the very best in their season and thank you for joining us this week.

Sincerely,

A handwritten signature in black ink, appearing to read "Sam Auxier".

Sam Auxier

President, U.S. Figure Skating

